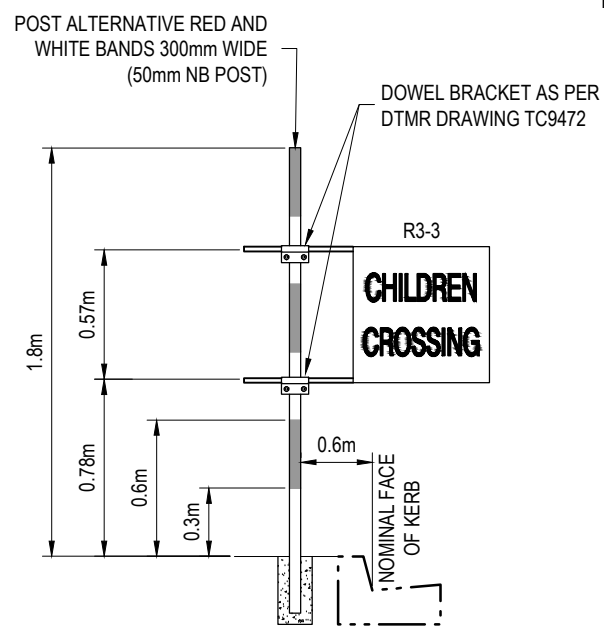
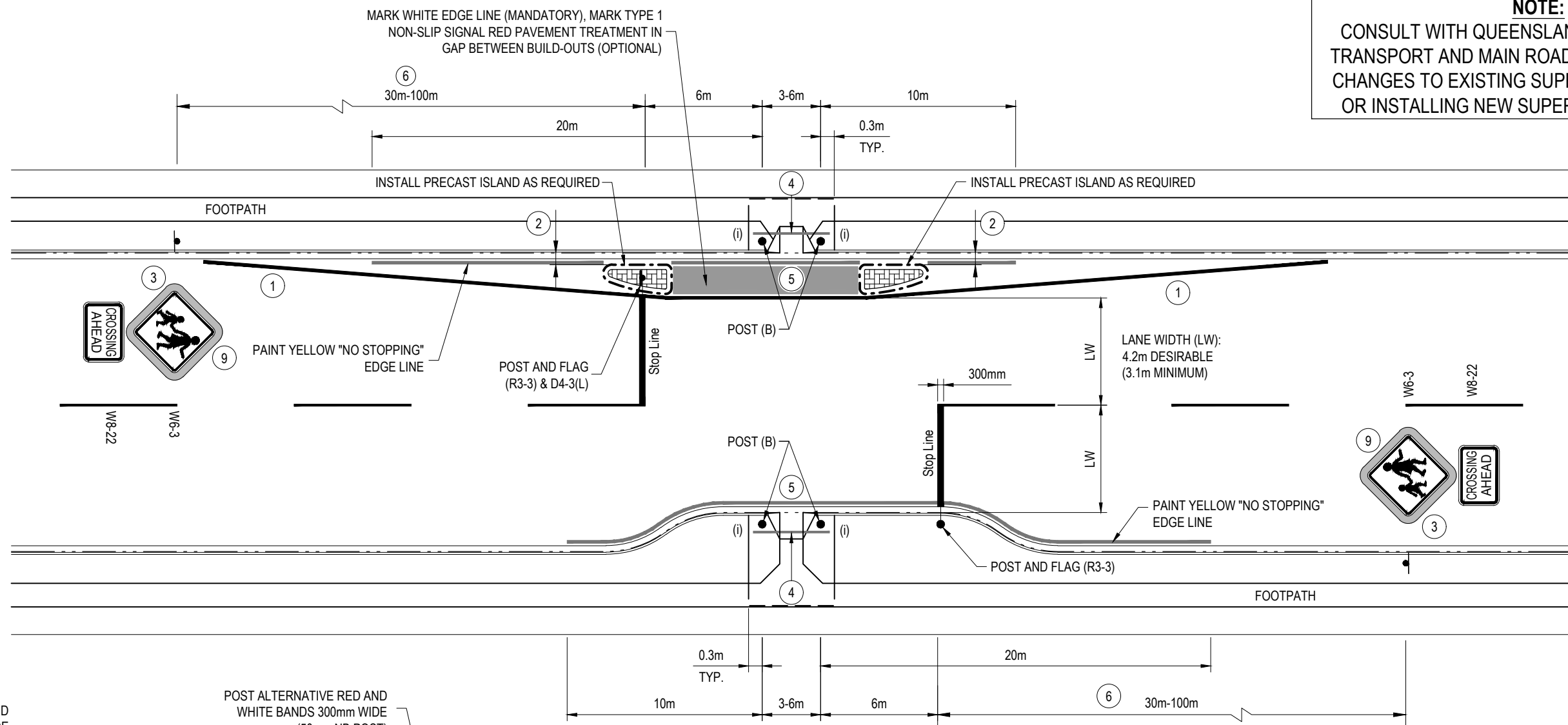
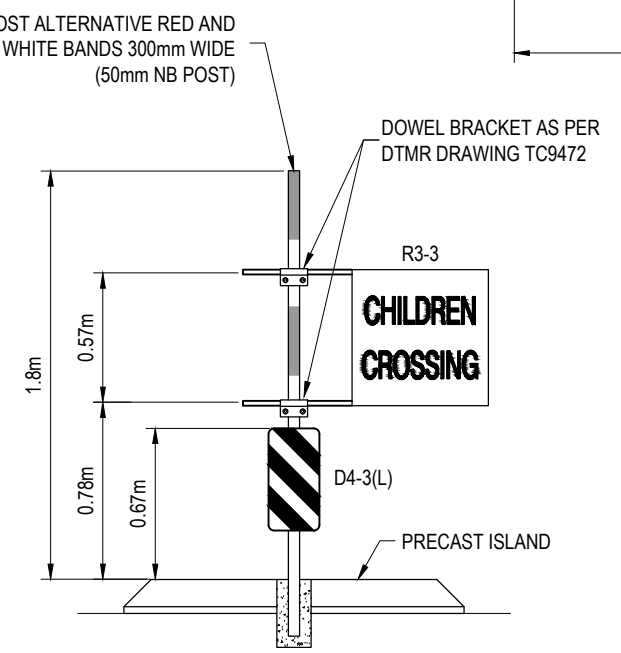


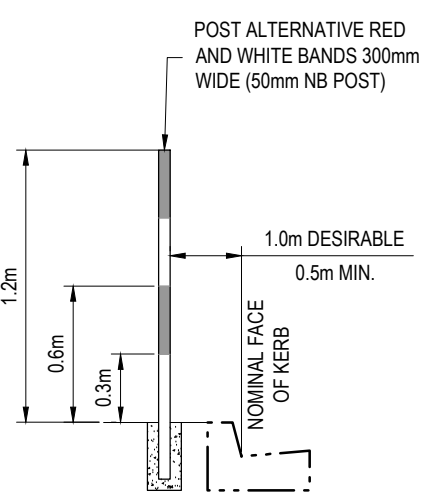
NOTE:
CONSULT WITH QUEENSLAND DEPARTMENT OF TRANSPORT AND MAIN ROADS WHEN PROPOSING CHANGES TO EXISTING SUPERVISED CROSSINGS OR INSTALLING NEW SUPERVISED CROSSINGS.



POST AND FLAG
(INTEGRATED KERB BUILD-OUT)



POST AND FLAG
(NON-INTEGRATED KERB BUILD-OUT)



POST (B)


NOTES:

- WHITE EDGELINES PAINTED AS SHOWN WITH A 1 IN 15 TAPER.
- LONGITUDINAL DRAINAGE GAP 600mm DESIRABLE (450mm MINIMUM). DESIGNER TO CONSIDER EFFECTS OF LOCALISED ROADWAY FLOODING ON ADJACENT PROPERTIES.
- ADVANCE SIGNS MAY BE SUPPLEMENTED WITH ADVANCE PAVEMENT MESSAGES (SEE MUTCD, PART 2, CLAUSE 5.2.2).
- A LINE (APPROXIMATELY 100mm WIDE AND PAINTED YELLOW) TO BE PAINTED ON THE FOOTPATH 1m BEHIND THE FACE OF THE KERB (THIS MAY BE REDUCED TO 0.5m MIN. WHERE FOOTPATH WIDTH AND VISIBILITY ARE LIMITED) - TO INDICATE THE POSITION WHERE PEDESTRIANS SHOULD WAIT UNTIL DIRECTED TO CROSS THE CARRIAGEWAY, OR IF UNSUPERVISED A SUITABLE GAP IN TRAFFIC OCCURS IN WHICH TO SAFELY CROSS THE TRAFFIC. THIS LINE EXTENDS THE WIDTH OF THE SEALED APRON CONNECTING THE FOOTPATH AND THE KERB OR A DISTANCE OF 3-6m I.E. BETWEEN THE CROSSING POSTS (WITHOUT FLAGS).
- KERB RAMPS INSTALLED TO BSD-5231 AND SHOULD BE INSTALLED WITH CONCRETE PADS ON EACH SIDE OF RAMP (AS INDICATED (i)) IF NO FOOTPATH, INSTALL CONCRETE APRON BEHIND KERB RAMP.
- THE CHILDREN SIGN (W6-3) WITH CROSSING AHEAD SIGN (W8-22) SHOULD BE LOCATED 80-100m IN ADVANCE OF THE CROSSING. THIS DISTANCE MAY BE REDUCED TO 30m (MIN.) IN LOW SPEED ENVIRONMENTS.
- FOR DESIGN NOTES, CONSTRUCTION NOTES AND LEGEND REFER TO BSD-3201.
- ALL CONCRETE TO BE GRADE N25 AND BROOM FINISHED FOR SLIP RESISTANCE REQUIREMENTS.
- ALL 'W6-3' SIGNS ARE TO BE FITTED WITH FLUORO ORANGE TARGET BOARDS.
- ALL DIMENSIONS IN METRES (U.N.O.).

B	Sign Requirements Reviewed and Clarified	DEC '17	JUL '18	NOV '18
A	Drawing Converted from UMS Series April 2014	APR '14	APR '14	APR '14
ISSUE	AMENDMENT	DRAWN DATE	CHK'D DATE	APPR'D DATE

DRAWING AUTHORISED FOR PUBLICATION
P. COTTON SIGNATURE ON ORIGINAL
DATED 06/09/06 - R.P.E. Q. 2546
ASSET ENGINEERING MANAGER
STRATEGIC ASSET MANAGEMENT
DESIGN APPROVED
V. NASH SIGNATURE ON ORIGINAL
CLIENT POSITION
COUNCIL WORK AREA OR BRANCH

DESIGN	Std Dwg's WG	DATE	MAY '06
DRAWN	CITY DESIGN	DATE	MAY '06
CHECKED	D. Maher	DATE	JUNE '06
DRAWING FILENAME	BSD-5253 (B) Children's crossing supervised - with integrated or non-integrated kerb build-outs.dwg		
ASSOCIATED PLANS	SUPERSEDES UMS-992		



BRISBANE CITY COUNCIL STANDARD DRAWING

SCALE: NOT TO SCALE

DWG No. **BSD-5253**

ORIGINAL SIZE: **A3** REVISION: **B**

CHILDREN'S CROSSING
SUPERVISED - WITH INTEGRATED OR
NON-INTEGRATED KERB BUILD-OUTS