

## STANDARDS:

DESIGNED IN ACCORDANCE WITH, AND FABRICATION TO MEET THE FOLLOWING STANDARDS:

1. AS1428.4.1-2009:TACTILE GROUND SURFACE INDICATORS FOR THE ORIENTATION OF PEOPLE WITH VISION IMPAIRMENT.
2. AS1627.4: METAL FINISHING – PREPARATION AND PRE-TREATMENT OF SURFACES – ABRASIVE BLAST CLEANING OF STEEL.
3. AS2312-2002/AMDT 1:2004: GUIDE TO PROTECTION OF IRON AND STEEL AGAINST EXTERIOR ATMOSPHERIC CORROSION, 1994.
4. GUIDE TO ENGINEERING PRACTICE, 'PEDESTRIANS', PART 13, AUSTRROADS.
5. AUSTRALIAN ROAD RULES, 1999. www.nrtc.gov.au.
6. AS4506-2005: METAL FINISHING – THERMOSET POWDER COATINGS.
7. AS4680-2006: HOT DIP GALVANISING.
8. AS1158.3.1:2005; ROAD LIGHTING, PART PEDESTRIAN AREA (CATEGORY P) LIGHTING – PERFORMANCE AND INSTALLATION DESIGN REQUIREMENTS.
9. MANUAL OF UNIFORM TRAFFIC CONTROL DEVICES (MUTCD).
10. AS1158.3.1-2005: LIGHTING FOR ROADS AND PUBLIC SPACES – PEDESTRIAN AREA (CATEGORY LIGHTING – PERFORMANCE AND DESIGN REQUIREMENTS – AND ANY RELEVANT AMENDMENTS OR SUBCATEGORIES)

## NOTES:

1. WELDING TO BE ACCORDANCE TO AS1554.1 CAT GP WELDING, ALL SHARP EDGES & BURRS REMOVED.
2. POWDER COATING TO BE ACCORDANCE TO AS4506-2005 EXTERNAL EXPOSURE STANDARD WITH PRE-TREATMENT SAND BLAST, ZINC PHOSPHATE, ETC.
3. PART SHOULD BE SUPPLIED CLEAN AND FREE FROM MARKS, BURRS, SCUFFS, DISTORTION AND WARPAGE.
4. ENSURE ANTI-SEIZE IS ON ALL NUTS AND BOLTS PRIOR TO ASSEMBLY.
5. DRAWING TO AS1100 DRAWING STANDARDS.
6. 316 S.S AND 316 S.S FASTENERS TO BE USED THROUGHOUT FOR COASTAL INSTALLATIONS OR ANY ENVIRONMENT WITH HIGH CORROSION.
7. ALL TOLERANCES  $\pm 1.5\text{mm}$  UNLESS OTHERWISE SPECIFIED.
8. FOOTINGS FOR LIGHT POLE TO BE DESIGNED AND CERTIFIED BY AN RPEQ.

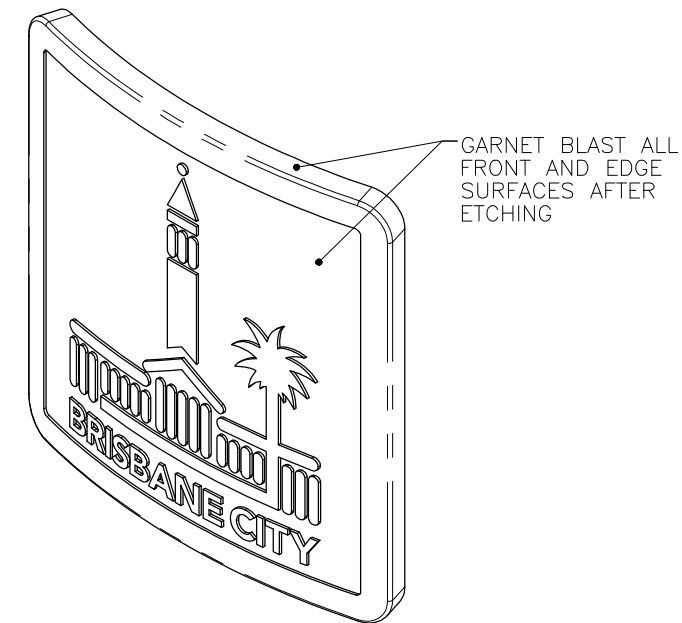
## MATERIAL:

1. MATERIAL: SEE COMPONENT DRAWING.
2. SEE COMPONENT DRAWING.
3. SEE COMPONENT DRAWING.

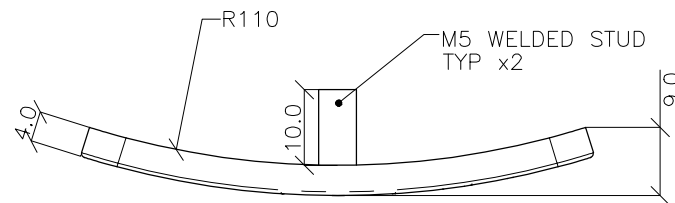
STRUCTURAL DESIGN REVIEWED AND CERTIFIED FOR ISSUE

NAME: B.C. PLANT RPEQ: 6807

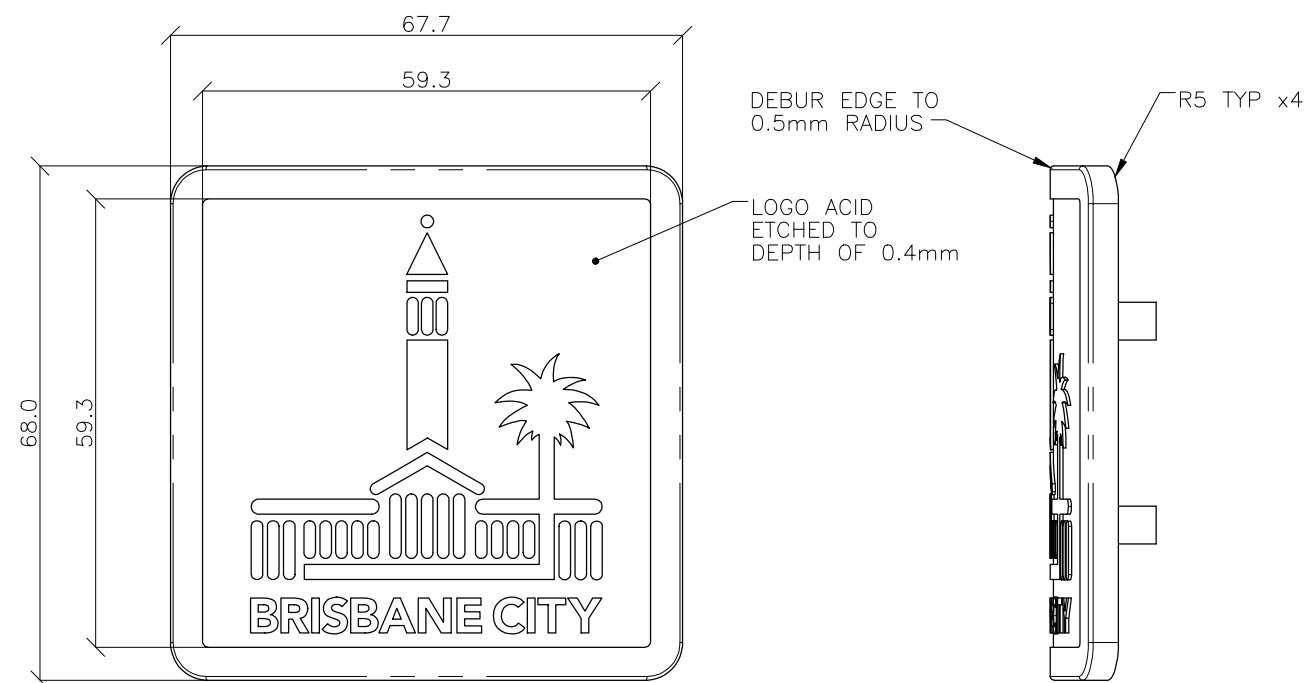
SIGNATURE: ON ORIGINAL DATE: 25/6/12



PICTORIAL VIEW

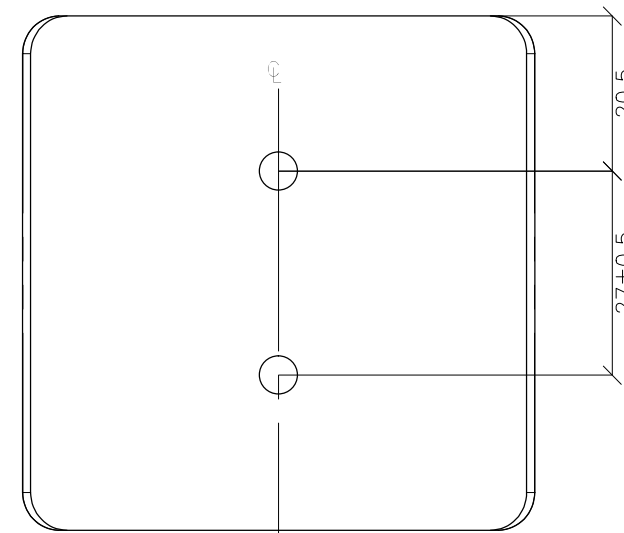


TOP VIEW



FRONT VIEW


RIGHT VIEW



BACK VIEW

ISSUE	AMENDMENT	DRAWN DATE	CHK'D DATE	APPR'D DATE
C	Font Corrected - Legibility Corrected	NOV '16	NOV '16	NOV '16
B	Drawing Title Amended	FEB '16	JUL '16	JUL '16
A	Drawing Converted From UMS Series April 2014	APR '14	APR '14	APR '14

DRAWING AUTHORISED FOR PUBLICATION			
DESIGN	FORMZOO DESIGN	DATE	June '12
DRAWN	AB	DATE	June '12
CHECKED	VM	DATE	04/13
DRAWING FILENAME	BSD-11004 (B) Light pole - Logo badge - Sheet 5 of 6.dwg		
ASSOCIATED PLANS	SUPERSEDES UMS 595 Series		



## BRISBANE CITY COUNCIL STANDARD DRAWING

LIGHT POLE  
LOGO BADGE  
SHEET 5 OF 6

SCALE	
DWG No.	1:1
<b>BSD-11004</b>	
ORIGINAL SIZE	REVISION
A3	C