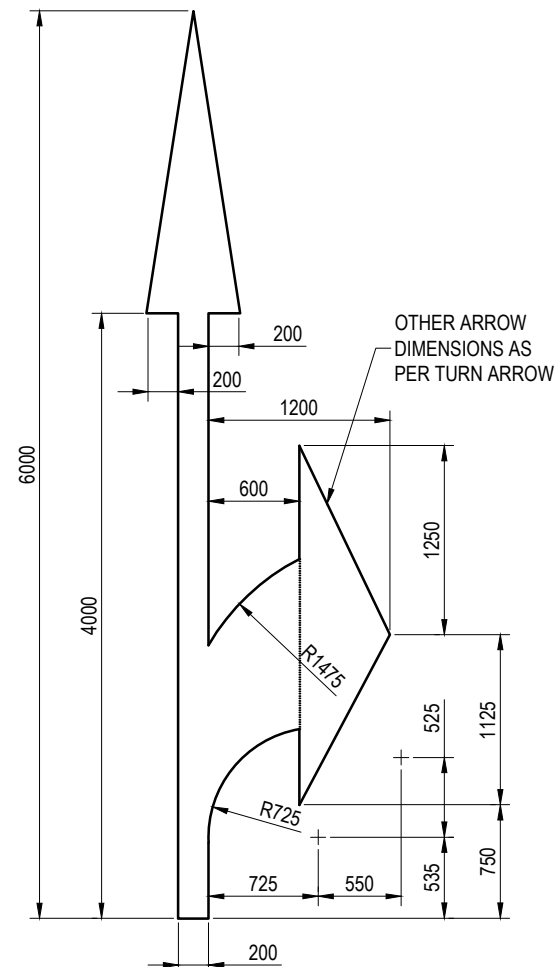
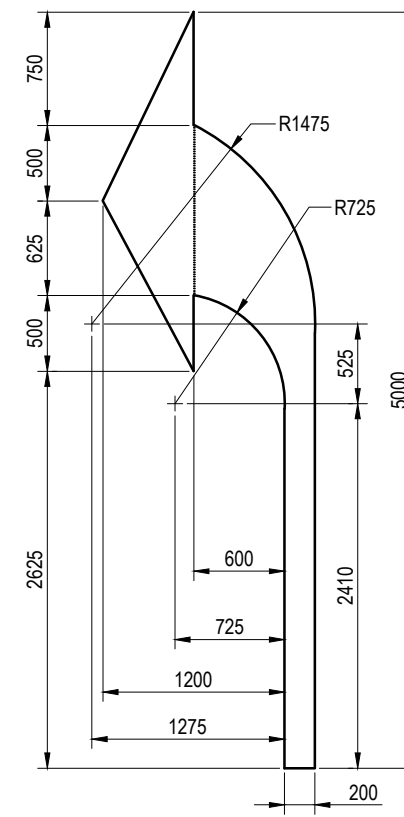


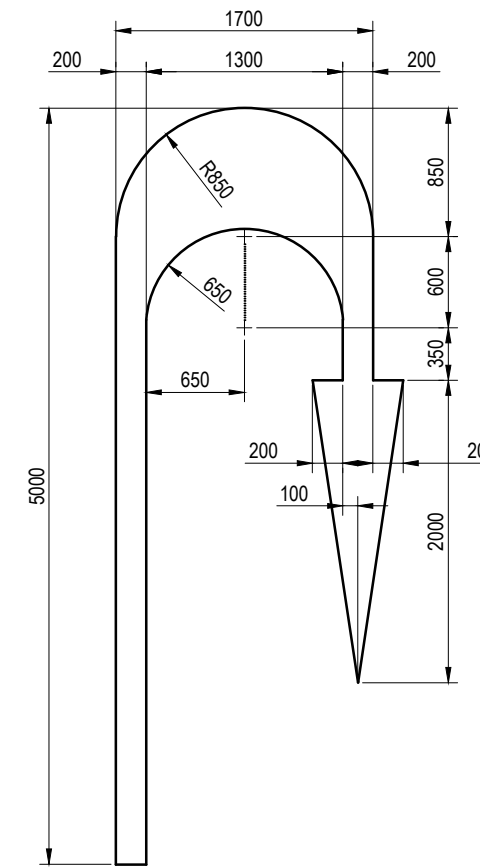
STRAIGHT ARROW



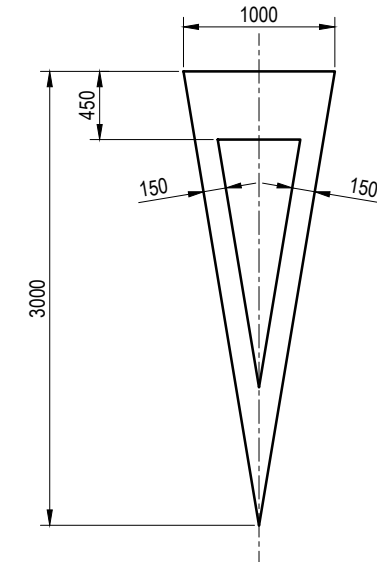
COMBINATION ARROW



TURN ARROW



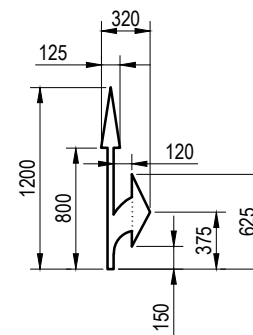
U-TURN ARROW



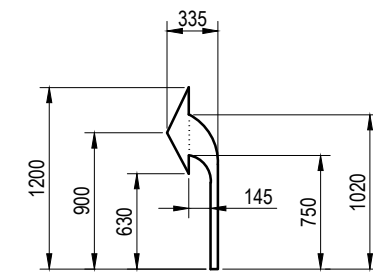
GIVE WAY SYMBOL

NOTES:

1. WHEN INSTALLING ARROWS, IT IS RECOMMENDED THAT THE HEAD BE LAID FIRST.
2. SPACING AND PLACEMENT OF SIGNS DESCRIBED AND ANY OTHER SIGNS OR DEVICES SHALL BE IN ACCORDANCE WITH THE QUEENSLAND MANUAL OF UNIFORM TRAFFIC CONTROL DEVICES (MUTCD).
3. MINIMUM LENGTH OF STRAIGHT ARROW AND COMBINATION ARROW IS 6m (FOR NORMAL TRAFFIC APPLICATIONS), MINIMUM LENGTH OF TURN ARROW IS 4m, MINIMUM LENGTH OF U-TURN ARROW IS 5m.
4. FOR ARROWS GREATER THAN THESE MINIMUM LENGTHS, SCALE APPROPRIATELY (REFER MUTCD).
5. INSTALL GIVE WAY SYMBOL 10m FROM HOLDING LINE OR WHERE DIRECTED.
6. REFER AS1742 AND/OR QUEENSLAND MUTCD FOR OTHER ARROW TYPE DETAILS.
7. SMALL TURN AND SMALL COMBINATION ARROWS FOR USE ON BICYCLE LANES ONLY.
8. MATERIALS AND INSTALLATION FOR MARKINGS AS PER THE REQUIREMENTS OF REFERENCE SPECIFICATIONS S155 - ROAD PAVEMENT MARKINGS.
9. ALL DIMENSIONS IN MILLIMETRES (U.N.O.).




SMALL COMBINATION ARROW FOR BICYCLE LANES ONLY



SMALL TURN ARROW FOR BICYCLE LANES ONLY

ISSUE	AMENDMENT	DRAWN DATE	CHK'D DATE	APPR'D DATE
C	Note 8 Added - Reference to Specification S155 Road Pavement Markings	JAN '19	APR '19	APR '19
B	Dimensions Corrected on Small Combination Arrow, Previous Note 6 Removed	OCT '17	JUN '18	NOV '18
A	Drawing Converted from UMS Series April 2014	APR '14	APR '14	APR '14

DRAWING AUTHORISED FOR PUBLICATION P COTTON SIGNATURE ON ORIGINAL DATED 21/03/06 MANAGER CITY ASSETS, R.P.E.Q: 2546			
DESIGN	BCC	DATE	Sept '04
DRAWN	CA (DJL)	DATE	Sept '04
CHECKED	CA (GMc)	DATE	Nov '05
DRAWING FILENAME	BSD-3157 (C) Pavement markings, pavement arrows and give way symbol.dwg		
ASSOCIATED PLANS	SUPERSEDES UMS-846		
DESIGN APPROVED B HANSEN SIGNATURE ON ORIGINAL DATED 13/03/06 PRINCIPAL ENGINEER STRATEGIC INFRASTRUCTURE MANAGEMENT			



BRISBANE CITY COUNCIL STANDARD DRAWING	
PAVEMENT MARKINGS PAVEMENT ARROWS AND GIVE WAY SYMBOL	
SCALE NOT TO SCALE	DWG No. BSD-3157
ORIGINAL SIZE A3	REVISION C