

LEGEND - PAVEMENT MARKING

	YELLOW (Y13 VIVID YELLOW)(REFER GENERAL NOTE 2)
	RED (R13 SIGNAL RED)(REFER GENERAL NOTE 2)
	COLOURED CONCRETE RAMP (REFER GENERAL NOTE 4)
	PLAIN, UN-PAINTED CONCRETE SURFACE (REFER GENERAL NOTE 13)
SLY	SEPARATION LINE - UNBROKEN (100mm, YELLOW)
ELY	EDGE LINE (100mm, YELLOW)

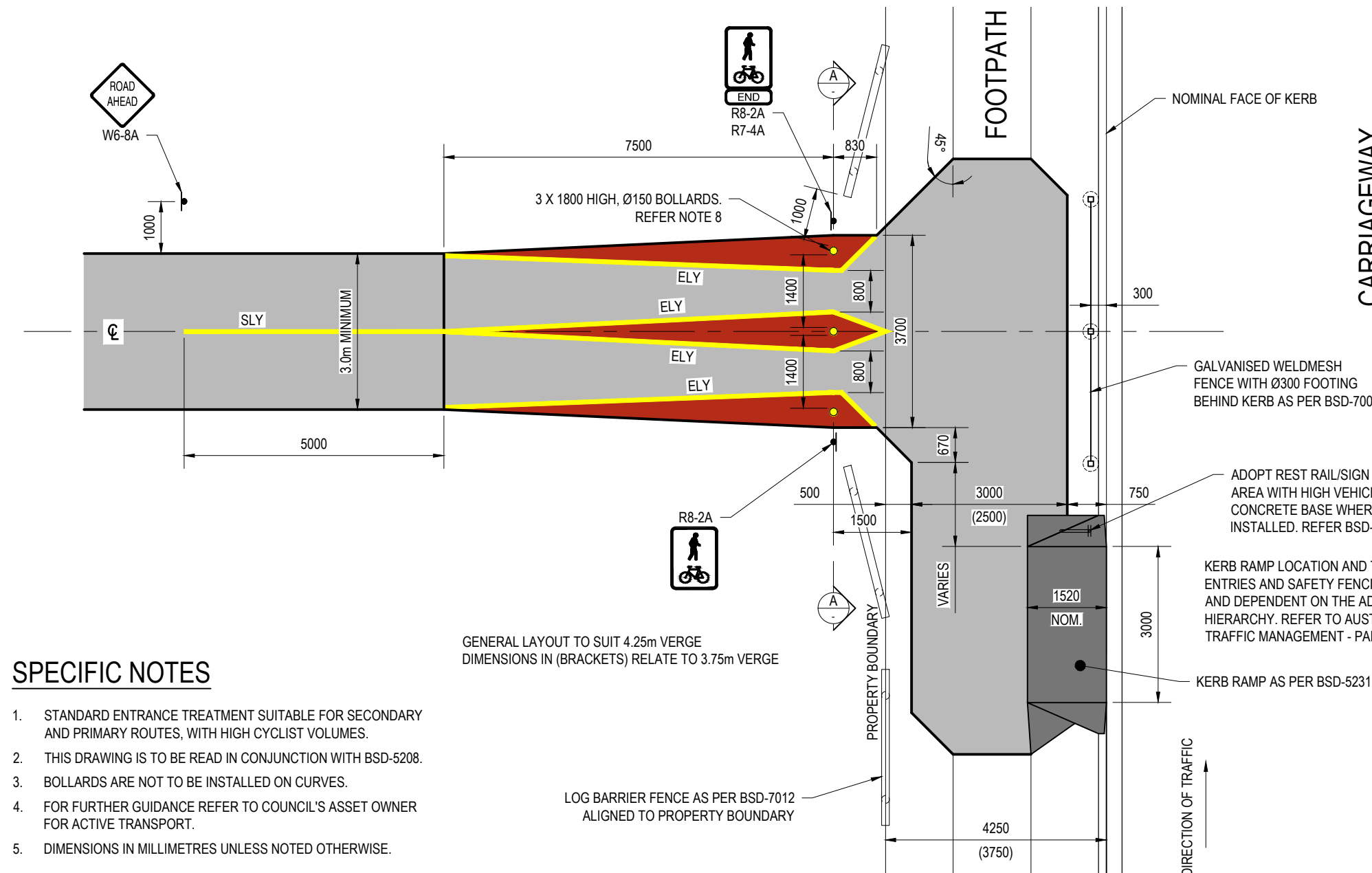
GENERAL NOTES

- ALL DIMENSIONS ARE TO NOMINAL FACE OF KERB.
- NON-SLIP SURFACE TREATMENT TO BICYCLE AREAS TO BE IN ACCORDANCE WITH COUNCIL REFERENCE SPECIFICATION S155, TABLE 4.2, TYPE 2. PAVEMENT TREATMENT TO BE APPLIED BEFORE FINAL PAVEMENT MARKING.
- NON-SLIP SURFACE TREATMENT AREAS ARE TO BE CERTIFIED BY A NATA CERTIFIED TESTING FACILITY TO ENSURE COMPLIANCE WITH NOTE 2.
- RAMP CONCRETE TO BE FULL DEPTH COLOURED CONCRETE. COLOUR TO BE CONCRETE COLOUR SYSTEMS "WOODOO" OR APPROVED EQUIVALENT.
- SIGNS TO BE INSTALLED AS SHOWN AND AS PER THE MANUAL OF UNIFORM TRAFFIC CONTROL DEVICES.
- SIGN FOOTINGS ARE TO BE AS PER BSD-5003.
- ALL DIMENSIONS TO BOLLARDS ARE TO THE FACE OF THE BOLLARD.
- BOLLARDS ARE TO BE INSTALLED AS SHOWN ON SECTION 'A'. CENTRAL BOLLARDS ARE TO BE REMOVABLE WHERE REQUIRED FOR MAINTENANCE ACCESS. REMOVABLE BOLLARDS ARE TO BE ALUMINIUM FOR EASE OF LIFTING. NON-REMOVABLE BOLLARDS ARE TO BE STEEL.
- STEEL BOLLARDS ARE TO BE DN 150mm MEDIUM DUTY WITH A 10mm THICK PLATE CAP, HOT DIPPED GALVANISED, POWDER COATED IN BCC CORPORATE COLOUR PALETTE "YELLOW 5" (AS 2700-1996 "Y11 CANARY YELLOW" EQUIV.).
- REFLECTIVE TAPE TO BOLLARDS IS TO BE ALTERNATE BANDS OF 100mm WIDE RED AND WHITE CLASS 1A RETROREFLECTIVE TAPE. THREE BANDS OF RED AND TWO BANDS OF WHITE WITH 200mm GAPS BETWEEN BANDS STARTING 300mm ABOVE GROUND.
- CLEARANCE TO UNDERSIDE OF SIGNS TO BE 2.0 METRES EXCEPT FOR HAZARD MARKERS UNLESS NOTED OTHERWISE.
- SOLAR POWERED LIGHT WITH OR WITHOUT DOWN REFLECTOR TO SPILL LIGHT OVER BOLLARD. AVAILABLE FROM ORCA SOLAR LIGHTING, CONTACT NUMBER 1300 760 778. LIGHTS TO ONLY BE PROVIDED TO 1800mm HIGH BOLLARDS.
- ALL CONCRETE IS TO BE AS PER BSD-5208.

THESE BOLLARDS ARE NOT VEHICLE RESTRAINT OR VEHICLE RESISTING CRASH BARRIERS AND SHALL NOT BE USED AS SUCH.

DESIGN CERTIFICATION

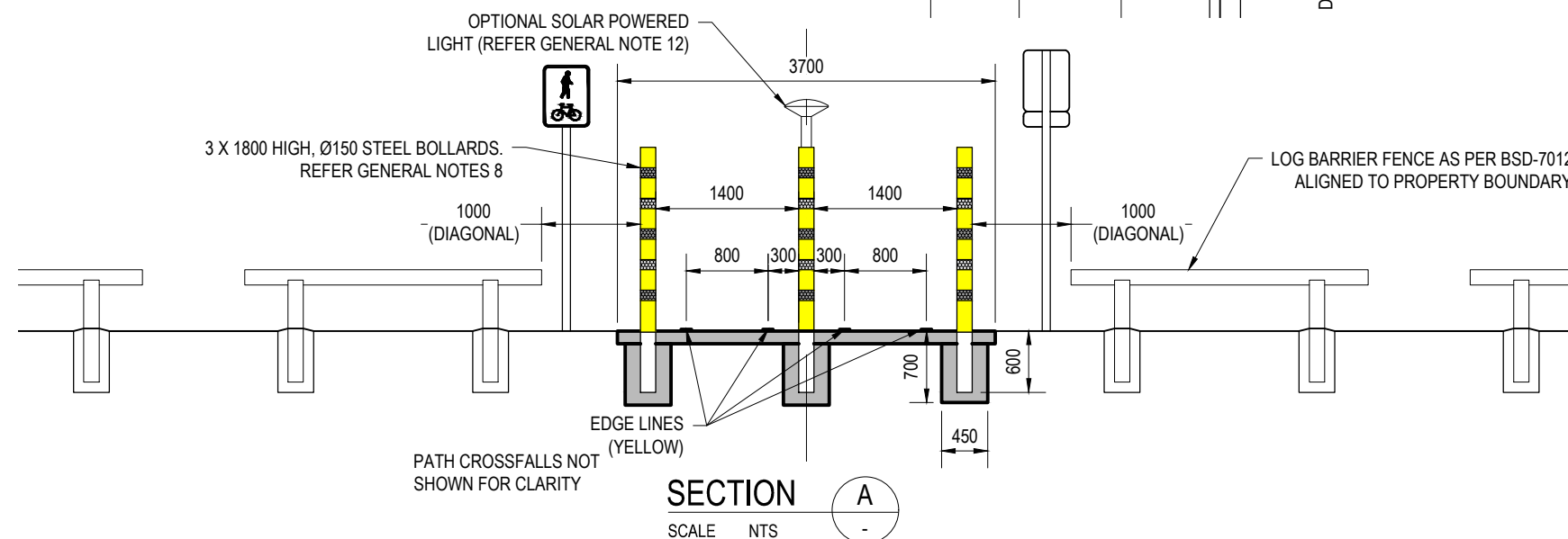
DESIGNED	CHECKED	AUTHORISED FOR ISSUE
Chris Salmon 07.03.2018		



GENERAL LAYOUT TO SUIT 4.25m VERGE
DIMENSIONS IN (BRACKETS) RELATE TO 3.75m VERGE

SPECIFIC NOTES

- STANDARD ENTRANCE TREATMENT SUITABLE FOR SECONDARY AND PRIMARY ROUTES, WITH HIGH CYCLIST VOLUMES.
- THIS DRAWING IS TO BE READ IN CONJUNCTION WITH BSD-5208.
- BOLLARDS ARE NOT TO BE INSTALLED ON CURVES.
- FOR FURTHER GUIDANCE REFER TO COUNCIL'S ASSET OWNER FOR ACTIVE TRANSPORT.
- DIMENSIONS IN MILLIMETRES UNLESS NOTED OTHERWISE.




PATH CROSSFALLS NOT SHOWN FOR CLARITY

SECTION A
SCALE NTS

ISSUE	AMENDMENT	DRAWN DATE	CHK'D DATE	APPR'D DATE
D	Bollard Options Added	Feb '18	Feb '18	Feb '18
C	Deflection Rails Removed From Service - Option 1 Removed	Jan '17	Jan '17	Jan '17
B	Drawing Title Amended, Notes Amended	Feb '16	Feb '16	Feb '16
A	Drawing Converted from UMS Series April 2014	Apr '14	Apr '14	Apr '14

DRAWING AUTHORISED FOR PUBLICATION
I. Condric
July 2019
PRINCIPAL ENGINEER
STRATEGIC ASSET MANAGEMENT PLANNING
DESIGN APPROVED
Marie Gales
15/04/2019
MANAGER
TRANSPORT, PLANNING & STRATEGY

DESIGN	C.I.S.	DATE
DESIGN	C.I.S.	Feb '18
DRAWN	C.I.S.	Feb '18
CHECKED	L.S.	Feb '18
DRAWING FILENAME	BSD-5002 SHEET 2 OF 3.dwg	
ASSOCIATED PLANS	SUPERSEDES BSD-5002	



BRISBANE CITY COUNCIL STANDARD DRAWING

SHARED PATH STANDARD ENTRANCE SHEET 2 OF 3

SCALE: NOT TO SCALE
DWG No: BSD-5002
ORIGINAL SIZE: A3
REVISION: D