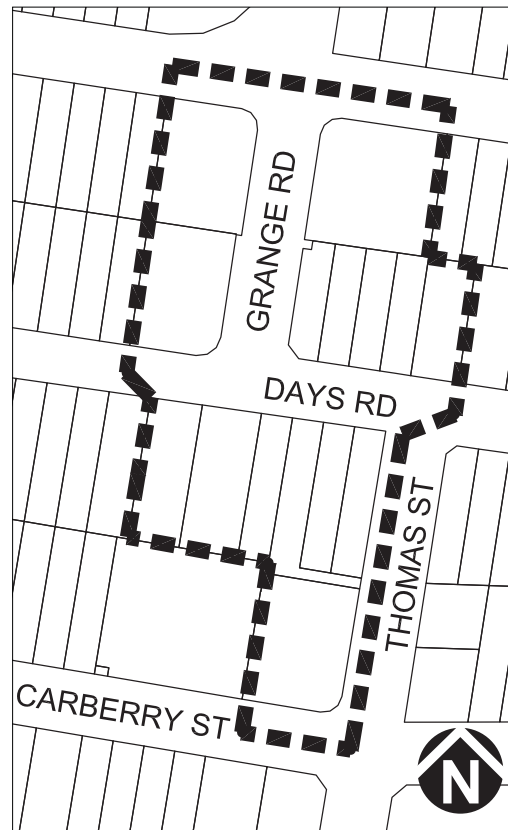

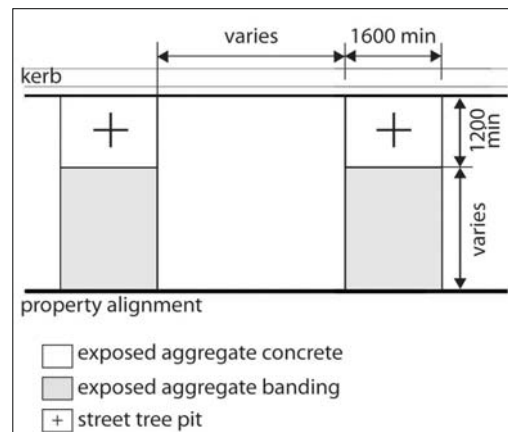


Grange Terminus



■ ■ ■ Extent requiring footway treatment

Typical Setout



1.0 Site Overview

The Grange was named after The Grange Tannery and Fellmongery Company, which was established on Kedron Brook in the 1860's. The property was subdivided in 1903 and mainly sold as small, sixteen perch (404.8 square metres) allotments in The Grange Estate.

In 1887 Windsor was incorporated as a shire and Grange fell within its boundaries. The Enoggera railway line opened in 1899, providing a further link from the area to the city. The tram service extended to Grange in 1928, boosting businesses in Days Road.

2.0 Extent

All streetscape improvement works occurring within the boundary shown must be in keeping with the character established under the Suburban Centre Improvement Projects (SCIPs) Program, as specified in this document. Areas outside the boundary may be developed in keeping with this character, at the discretion of the developer and subject to approval by Council.

3.0 Standard Footway Elements and Materials

Specific requirements for this location for surfacing, furniture colour, trees and garden beds are set out below.

All footway upgrades are to include new surfacing, new or reinstated kerb and channel, driveways, pedestrian kerb crossings, tactile markers, roofwater drainage line connections, service pit lids, street trees, garden beds, furniture and pedestrian lighting. The scope, layout and detail of the footway upgrade are to be agreed on a site-by-site basis through the development approval process.

Council requirements for footway upgrades – including standards, standard drawings and reference specifications are detailed in this manual. (Refer to Chapter 3 Streetscape Design, Section 3B Footway Elements and Materials.)

3.1 Footway surfacing

Finishes to match the following:

Exposed Aggregate Concrete

Supplier: Hanson or approved equivalent
Colour: 'Honey Red' or 'Red River Pearl'

Exposed Aggregate Concrete Banding

Supplier: Hanson or approved equivalent
Colour: 80% 'Blue Heeler' and 20% 'Oyster Grey'

Exposed Aggregate Highlight Panel

Supplier: Hanson or approved equivalent
Colour: Plain Portland Cement, broom finish

3.2 Tactile Markers

Supplier: Chelmsstone, Urbanstone or approved equivalent
Type: Concrete paver
Colour: CCS 'Voodoo'

3.3 Furniture Colour

Finish: Powdercoat
Colour: Dulux 'Corio Blue' (85008)

3.4 Planting Palette

Individual or isolated tree pits (1600 x 1200mm or less) are to have tree grates installed unless otherwise approved. Preferred species in this centre are as follows:

Trees

Agathis robusta
Waterhousia floribunda

Shrubs and Groundcovers

Agave attenuata
Cordyline fruticosa 'red leaf form'
Liriope mix – *Liriope* 'Evergreen Giant'
– *Liriope* 'Stripe White'
Ophiopogon japonicus
Philodendron 'Xanadu'
Rhoeo discolor 'Hawaiian'