


# Holland Park



## 1.0 Site Overview

Holland Park is unique in that it is a suburb on the cusp of pre-war/post-war Brisbane. This has resulted in a rich display of highly crafted residential architecture. As the inspiration behind the streetscape the design aims to integrate a variety of materials and architectural details, bringing elements of the home into the commercial precinct.

## 2.0 Extent

All streetscape improvement works occurring within the boundary shown must be in keeping with the character established under the Suburban Centre Improvement Projects (SCIPs) Program, as specified in this document. Areas outside the boundary may be developed in keeping with this character, at the discretion of the developer and subject to the approval by Council.

## 3.0 Standard Footway Elements and Materials

Specific requirements for this location for surfacing, furniture colour, trees and garden beds are set out below.

All footway upgrades are to include new surfacing, new or reinstated kerb and channel, driveways, pedestrian kerb crossings, tactile markers, roofwater drainage line connections, service pit lids, street trees, garden beds, furniture and pedestrian lighting. The scope, layout and detail of the footway upgrade are to be agreed on a site-by-site basis through the development approval process.

Council requirements for footway upgrades – including standards, standard drawings and reference specifications are detailed in this manual. (Refer to Chapter 3 Streetscape Design, Section 3A Footway Elements and Materials.)



■ ■ ■ Extent requiring footway treatment

# Holland Park



### 3.1 Footway surfacing

Finishes to match the following:

#### Exposed Aggregate Concrete

To be used as the primary paving material.

Supplier: Hanson or approved equivalent

Colour: 'Country Gold'

#### Exposed Aggregate Banding

Supplier: Hanson or approved equivalent

Colour: 'Blue Heeler'

#### Exposed Aggregate Highlight Panel

Supplier: Hanson or approved equivalent

Colour: 'Brush Bronze'

#### Paver Features

Supplier: Boral, Urbanstone or approved equivalent

Style: Stylestone

Colour: 'Sandstone'

'Terracotta'

'Mid Red'

'River Green'

'Charcoal'

Size: 400 x 400mm

400 x 200mm

200 x 200mm (cut 400 x 200mm)

Wall

Supplier: PGH or approved equivalent

Colour: Heritage smooth face 'Black & Tan'

### 3.2 Tactile Markers

Supplier: Chelmstone, Urbanstone or approved equivalent

Type: Concrete paver

Colour: CCS 'Voodoo'

#### Raised Platform Surface

Supplier: Safe T Surfaces or approved equivalent

Product: Stone Grip

Colour: 'Red Granite'

### 3.3 Furniture Colour

Finish: Powdercoat

Colour: Dulux 'Manor Red' (84752)

### 3.4 Planting Palette

Individual or isolated tree pits (1600 x 1200mm or less) are to have tree grates installed unless otherwise approved.

Preferred species in this centre are as follows:

#### Trees

*Araucaria cunninghamii*

*Grevillea baileyana*

*Flindersia brayleyana*

*Jacaranda mimosifolia*

*Brachychiton acerifolius*

*Xanthostemon chrysanthus*

#### Shrubs and Groundcovers

*Agapanthus africanus*

*Agave attenuata*

*Cordyline 'Rubra'*

*Cycas thourasii*

*Gardenia radicans*

*Hymenocallis littoralis*

*Liriope 'Evergreen Giant'*

*Liriope muscari*

*Liriope 'Stripey White'*

*Nandina domestica*

*Ophiopogon japonicus*

*Philodendron 'Xanadu'*

*Photinia 'Red Robin'*

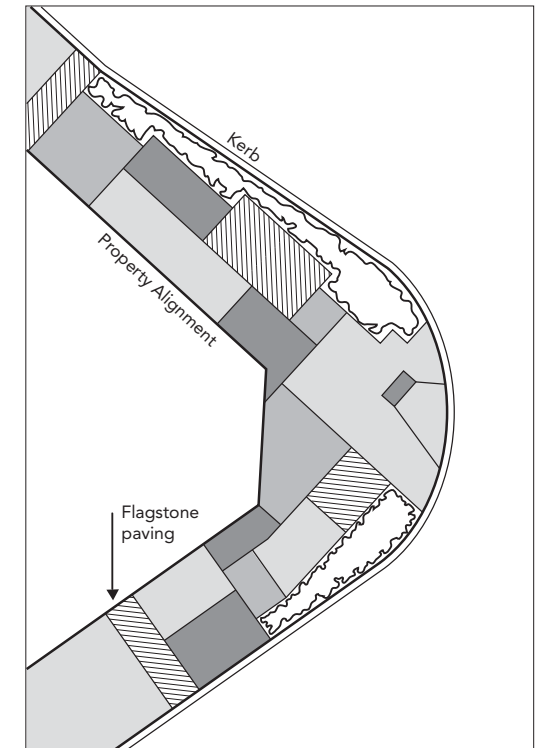
*Rhoeo 'Hawaiian Dwarf'*

*Strelitzia reginae*

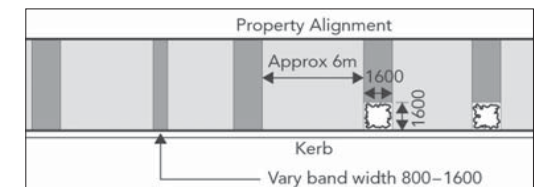
*Zephyranthes candida*

*Codiaeum spp.*

### Typical Setouts



Typical corner pavement pattern with garden bed



Typical exposed aggregate banding setout