


Manly Harbour Village



1.0 Site Overview

The Manly Harbour Village Shopping Centre located by Moreton Bay is the heart of this bayside neighbourhood.

2.0 Extent

All streetscape improvement works occurring within the boundary shown must be in keeping with the character established under the Suburban Centre Improvement Projects (SCIPs) Program, as specified in this document. Areas outside the boundary may be developed in keeping with this character, at the discretion of the developer and subject to approval by Council.

3.0 Standard Footway Elements and Materials

Specific requirements for this location for surfacing, furniture colour, trees and garden beds are set out below.

All footway upgrades are to include new surfacing, new or reinstated kerb and channel, driveways, pedestrian kerb crossings, tactile markers, roofwater drainage line connections, service pit lids, street trees, garden beds,

furniture and pedestrian lighting. The scope, layout and detail of the footway upgrade are to be agreed on a site-by-site basis through the development approval process.

Council requirements for footway upgrades – including standards, standard drawings and reference specifications are detailed in this manual. (Refer to Chapter 3 Streetscape Design, Section 3B Footway Elements and Materials.)

3.1 Footway surfacing

Finishes are to match the following:

Footpath Paving

To be used as the primary pavement material.
 Supplier: Hanson or approved equivalent
 Material: Exposed aggregate
 Colour: 'Honey Red'

Paver Banding/Header Course

May be used to create features in the pavement.
 Supplier: PGH or approved equivalent
 Material: Clay paver
 Colour: 'Classic Red'
 Pattern: Soldier
 Size: 230 x 115 x 65mm

Road Pavers

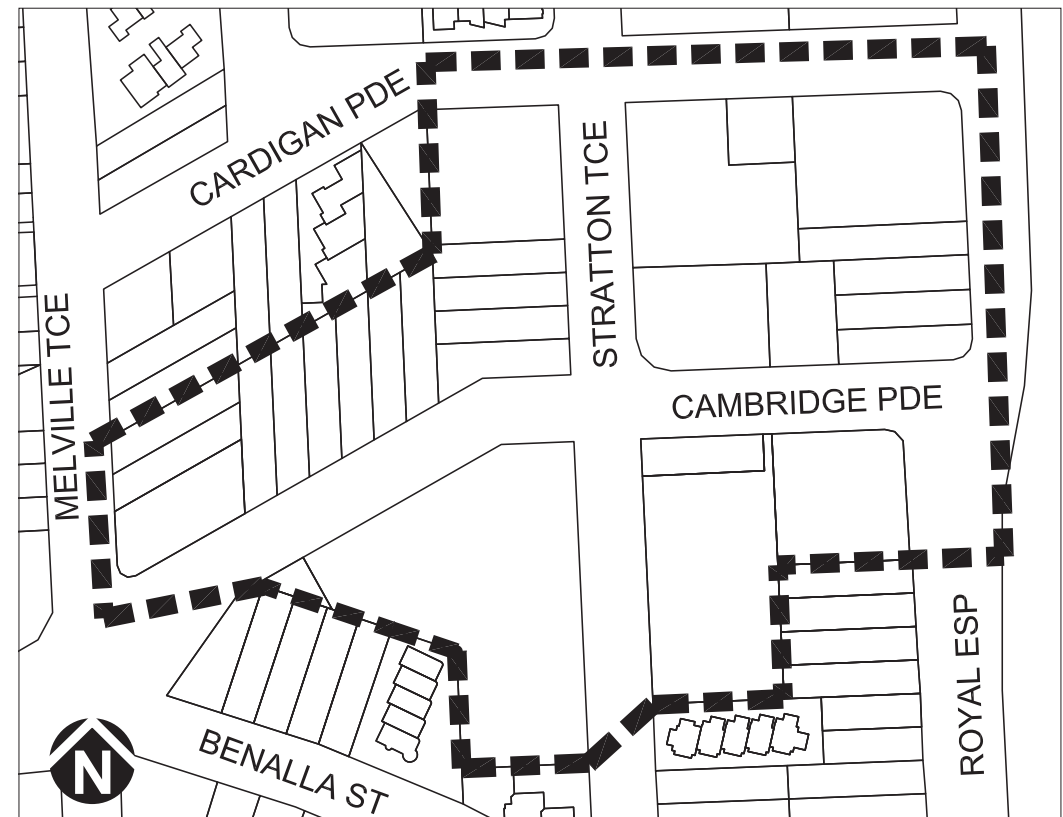
Supplier: Boral Interpave IP80 or approved equivalent
 Material: Concrete Interlocking Paver
 Colour: 'Charcoal'
 Pattern: Herringbone
 Size: 80mm thick

Road Header Course

Supplier: Boral Classicpave CP80 or approved equivalent
 Colour: 'Charcoal'
 Size: 80mm thick

Paver Garden Edging

To be used around garden beds.
 Supplier: PGH or approved equivalent
 Material: Clay paver
 Colour: 'Classic Red'
 Size: 230 x 115 x 50mm thick



Extent requiring footway treatment

3.2 Tactile Markers

Supplier: Chelmstone, Urbanstone or approved equivalent
 Type: Concrete paver
 Colour: CCS 'Voodoo'

3.3 Furniture Colour

Finish: Powdercoat
 Colour: Dulux 'Blue Ridge' (88480)

3.4 Planting Palette

Individual or isolated tree pits (1600 x 1200mm or less) are to have tree grates installed unless otherwise approved.

Preferred species in this centre are as follows:

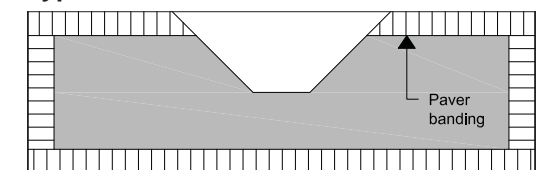
Trees

- Cupaniopsis anacardioides*
- Harpullia pendula*
- Jacaranda mimosifolia*

Shrubs and Groundcovers

- Liriope muscari*

Typical Setout



Pedestrian kerb crossing and paver banding at kerb

Exposed aggregate