


Mt Gravatt Central



1.0 Site Overview

The use of timber and steel in the furniture is a reference to Mt Gravatt Central's historic association with saw milling and blacksmithing. Other themes explored in artworks include the multicultural nature of the local community, the environment, local history and indigenous culture.

2.0 Extent

All streetscape improvement works occurring within the boundary shown must be in keeping with the character established under the Suburban Centre Improvement Projects (SCIPs) Program, as specified in this document. Areas outside the boundary may be developed in keeping with this character, at the discretion of the developer and subject to approval by Council.

3.0 Standard Footway Elements and Materials

Specific requirements for this location for surfacing, furniture colour, trees and garden beds are set out below.

All footway upgrades are to include new surfacing, new or reinstated kerb and channel, driveways, pedestrian kerb crossings, tactile markers, roofwater drainage line connections, service pit lids, street trees, garden beds,

furniture and pedestrian lighting. The scope, layout and detail of the footway upgrade are to be agreed on a site-by-site basis through the development approval process.

Council requirements for footway upgrades – including standards, standard drawings and reference specifications are detailed in this manual. (Refer to Chapter 3 Streetscape Design, Section 3B Footway Elements and Materials.)

3.1 Footway surfacing

Finishes are to match the following:

Exposed Aggregate Concrete

To be used as the primary pavement material.
 Supplier: Hanson or approved equivalent
 Colours: 'Country Tan'
 'Dark Jade'
 'Blue Heeler'
 'Martian Red'
 'Oyster Grey'

3.2 Tactile Markers

Supplier: Claypave or approved equivalent
 Colour: 'Gold'
 Size: 300 x 150 x 50mm

3.3 Furniture Colour

Finish: Powdercoat
 Colour: Dulux 'Wizard' (50283)

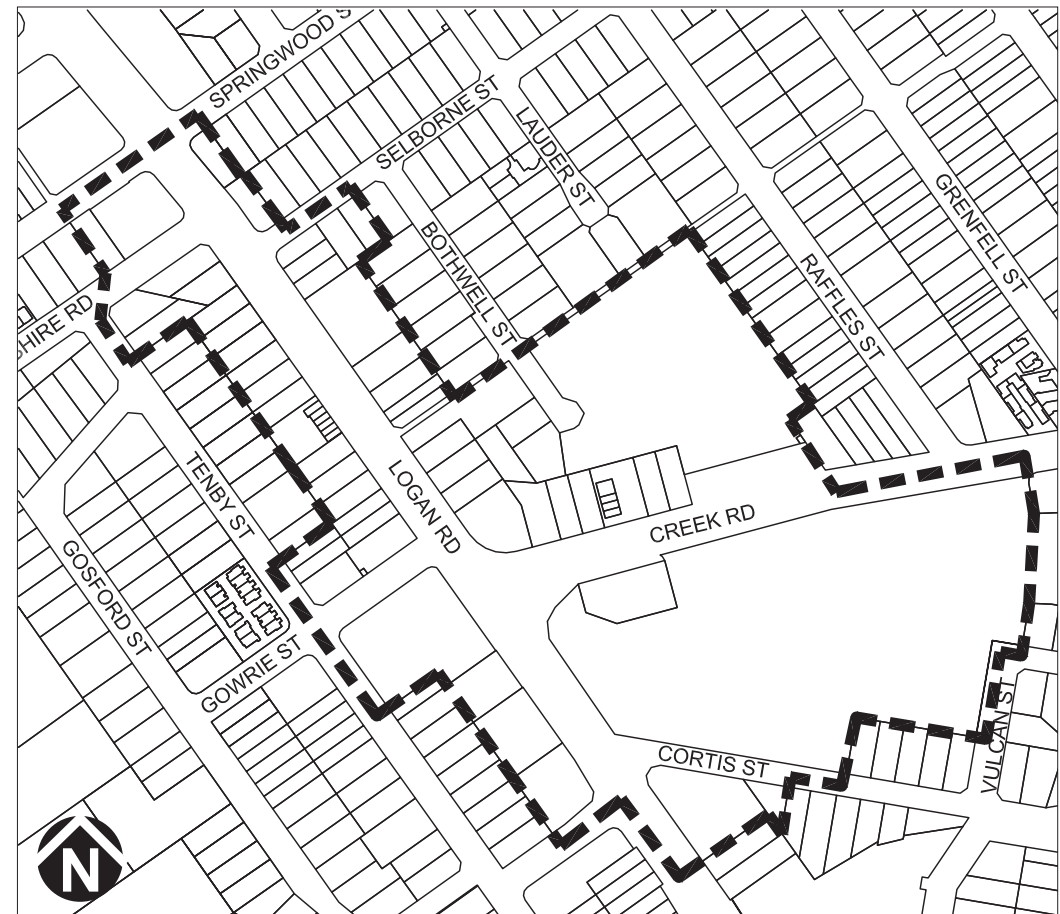
3.4 Planting Palette

Individual or isolated tree pits (1600 x 1200mm or less) are to have tree grates installed unless otherwise approved.

Preferred species in this centre are as follows:

Trees

- Agathis robusta*
- Araucaria cunninghamii*
- Elaeocarpus reticulatus*
- Grevillea robusta*
- Harpullia pendula*
- Jacaranda mimosaeifolia*
- Peltophorum pterocarpum*
- Tabebuia argentea*
- Waterhousia floribunda*

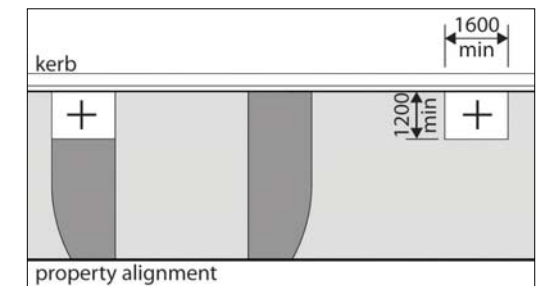


■ ■ Extent requiring footway treatment

Shrubs and Groundcovers

- Agapanthus africanus* 'Blue'
- Cordyline* 'Rubra'
- Crinum pedunculatum*
- Hymenocallis littoralis*
- Liriope muscari*
- Liriope muscari* 'Variegated'
- Liriope* 'Evergreen Giant'
- Nandina domestica* 'Nana'
- Ophiopogon japonicus*
- Philodendron* 'Xanadu'
- Rhoeo spathacea* 'Hawaiian Dwarf'
- Strelitzia reginae*
- Syzygium australe* 'Tiny Trev'
- Zamia furfuracea*
- Zephyranthes candida*

Typical Setout



- note: pattern layout varies - match existing
- exposed aggregate concrete
 - exposed aggregate concrete
 - + street tree pit