

STAKE TREES AS PER PLANT SCHEDULE. 2 x STAKES REQUIRED (1800x50x50) LOCATED PARALLEL TO KERB. LOCATE STAKES 50 OUTSIDE ROOTBALL AND DRIVE 600 INTO GROUND. TIE WITH 2 APPROVED BLACK PVC INTERLOCKING TIES, IN A FIGURE EIGHT MANNER.

TREE CENTRE.

TREE CANOPY DIAMETER.

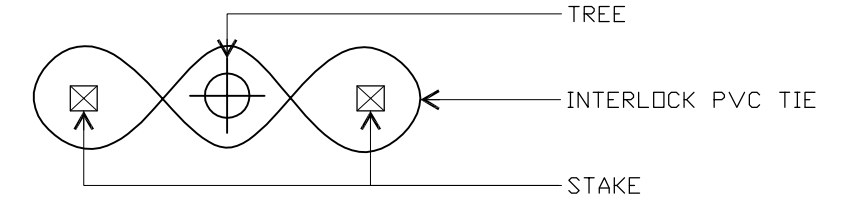
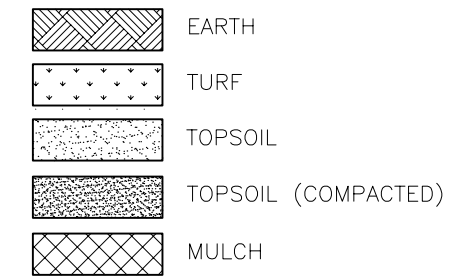
MULCH COLLAR GENERALLY 75 THICK x 300 RADIUS. FINISH MULCH 25 BELOW ADJACENT FSL. TYPE OF MULCH AS SPECIFIED. MAINTAIN 50-100 RADIUS SEPARATION BETWEEN MULCH AND STEM OF TREE.

TREE STAKE AS ABOVE.

TURF

PLAN

LEGEND



TREE TIE DETAIL

NOTES

1. REFERENCE SPECIFICATION S190 LANDSCAPING SHOULD BE READ IN CONJUNCTION WITH THIS DRAWING.
2. SIDE DRAINS SHALL OUTLET TO A GULLY, PREFERABLY, OR STORMWATER PIPE.
3. 100Ø CORRUGATED PERFORATED POLYETHYLENE (PE) PIPE AND FITTINGS TO BE CLASS 400 TO AS 2439.
4. USE STANDARD FITTINGS FOR ALL CONNECTIONS INCLUDING THE JOINING OF LENGTHS OF CORRUGATED PIPE.
5. DRAINAGE PIPES TO BE LAID TO A MINIMUM GRADE OF 1 in 250 FOR PIPE DRAINS AND TO A MINIMUM GRADE OF 1 in 100 FOR SCREENING ONLY DRAINS.
6. SCREENING SURROUND AND THE BACKFILL PAVEMENT MATERIAL MUST BE ADEQUATELY COMPACTED TO PROVIDE FLEXIBLE PIPE SUPPORT AS REQUIRED IN ACCORDANCE WITH AS 2566.
7. SUPPLY AND INSTALL PANEL DRAINS, IF USED, REFER TO THE MANUFACTURERS SPECIFICATIONS.
8. GRADING OF SINGLE SIZE SCREENING MATERIALS.

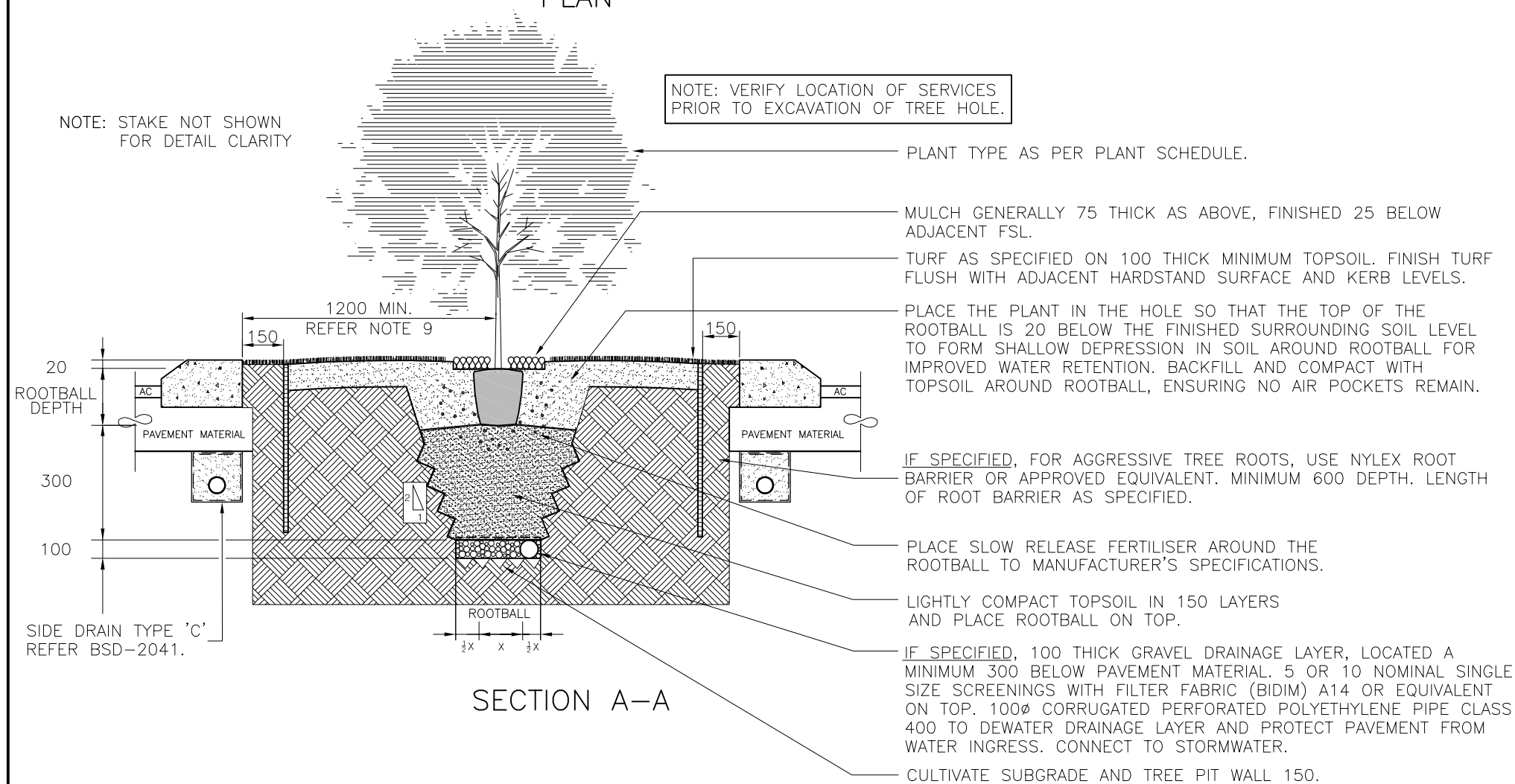
A.S. SIEVE SIZE(mm)	%PASSING (% BY WEIGHT)	
	5mm NOMINAL SIZE	10mm NOMINAL SIZE
13.2	-	100
9.50	-	85-100
6.70	100	-
4.75	85-100	0-20
2.36	0-40	0-5
0.075	0-2	0-2

9. IF TREE IS LOCATED CLOSER THAN 1200mm TO THE KERB, THEN BSD-9001 SHALL BE ADOPTED IN LIEU OF THIS STANDARD.

10. DIMENSIONS IN MILLIMETRES (UNO).

NOTE: STAKE NOT SHOWN FOR DETAIL CLARITY

NOTE: VERIFY LOCATION OF SERVICES PRIOR TO EXCAVATION OF TREE HOLE.



SECTION A-A

				DRAWING AUTHORISED FOR PUBLICATION B. BALL SIGNATURE ON ORIGINAL DATED 29/6/01				DESIGN	Std Dwgs WG	DATE	APRIL '01	<p>BRISBANE CITY COUNCIL STANDARD DRAWING</p> <p>TREE PLANTING WITHIN TURF AREAS TO MEDIANS</p> <p>SCALE: NOT TO SCALE</p> <p>DWG No. BSD-9005</p> <p>ORIGINAL SIZE: A3 REVISION: A</p>
				ASSET ENGINEERING MANAGER STRATEGIC ASSET MANAGEMENT				DRAWN	CP0 - P&D	DATE	APRIL '01	
				DESIGN APPROVED L. PLANT SIGNATURE ON ORIGINAL DATED 27/6/01				CHECKED	K. FOSTER	DATE	MAY '01	
				SENIOR PROGRAM OFFICER - LANDSCAPE AMENITY				DRAWING FILENAME	BSD-9005.dwg			
A	Drawing Converted from UMS Series April 2014			APR '14	APR '14	APR '14	ASSOCIATED PLANS	SUPERSEDES UMS-514				
ISSUE	AMENDMENT			DRAWN DATE	CHK'D DATE	APPR'D DATE						