

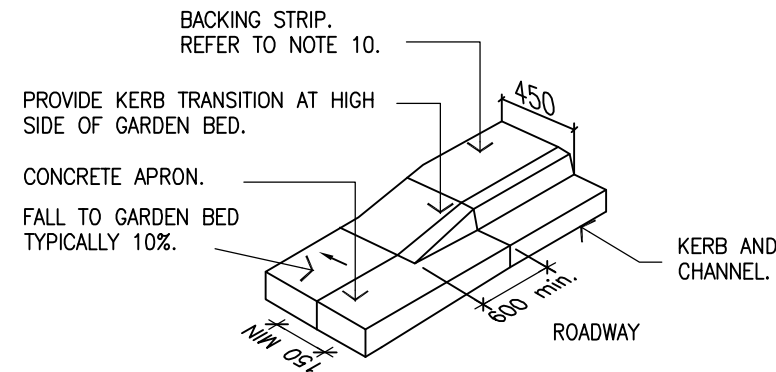
NOTES

BIORETENTION STANDARD NOTES:

- GENERAL DESIGN: BIORETENTION SYSTEM TO BE DESIGNED IN ACCORDANCE WITH "BIORETENTION TECHNICAL DESIGN GUIDELINES" (WATER BY DESIGN).
- SYSTEM IS TO BE CONSTRUCTED IN ACCORDANCE WITH THE WATER BY DESIGN 'CONSTRUCTION AND ESTABLISHMENT GUIDELINES.'
- STORMWATER KERB OPENING IS TO BE TEMPORARILY BLOCKED DURING CONSTRUCTION.
- BIORETENTION FILTER MEDIA, TRANSITION LAYER AND DRAINAGE LAYER IS TO BE IN ACCORDANCE WITH THE "GUIDELINES FOR SOIL MEDIA IN BIO-RETENTION SYSTEMS", FACILITY FOR ADVANCING WATER BIO-FILTRATION (FAWB).
- UNDER-DRAIN, SLOTTED RIGID PIPE UPVC/HDPE OR SIMILAR TO AS 2439.1) OR APPROVED EQUIVALENT, 0.5% MINIMUM GRADE. DIAMETER TYPICALLY 100. PIPE JOINS SHALL BE GLUED WITH PLUMBING CEMENT. PIPE SHALL NOT BE INSTALLED WITH A FILTER SOCK SURROUNDING PIPE. UNDER-DRAINAGE PIPES SHALL BE SEALED INTO PITS USING GROUTS OR OTHER APPROVED WATERTIGHT SEAL. MINIMUM 50MM DRAINAGE LAYER OVER UNDERDRAINAGE PIPE.
- FILTER CLOTH - NON-WOVEN GEOTEXTILE. FILTER CLOTH NOT TO BE PLACED BETWEEN ANY FILTER LAYERS. IMPERVIOUS LINER MAY BE REQUIRED ADJACENT TO ROADS AND MAY ALSO BE REQUIRED ELSEWHERE SUBJECT TO SOIL TESTING REQUIREMENTS IN ACCORDANCE WITH THE 'BIORETENTION TECHNICAL DESIGN GUIDELINES' (WATER BY DESIGN).
- VEGETATION: PLANT SPECIES AND LAYOUT TO BE DETERMINED ON A PROJECT BY PROJECT BASIS. PLANT SPECIFICATION AND DENSITY SHALL BE IN ACCORDANCE WITH "BIORETENTION TECHNICAL DESIGN GUIDELINES" (WATER BY DESIGN) AND BRISBANE CITY COUNCIL'S INFRASTRUCTURE DESIGN PLANNING SCHEME POLICY. TREE SPECIES TO BE SELECTED AS PER THE CENTRES DETAIL DESIGN MANUAL AND ALSO CONSIDERING THEIR SUITABILITY FOR WET AND DRY CONDITIONS.
- MULCH: 75MM MULCH LAYER TO BE ORGANIC AND FRIABLE, SUCH AS SUGARCANE MULCH. MULCH TO BE SECURED WITH JUTE MESH TO MANUFACTURERS SPECIFICATIONS.

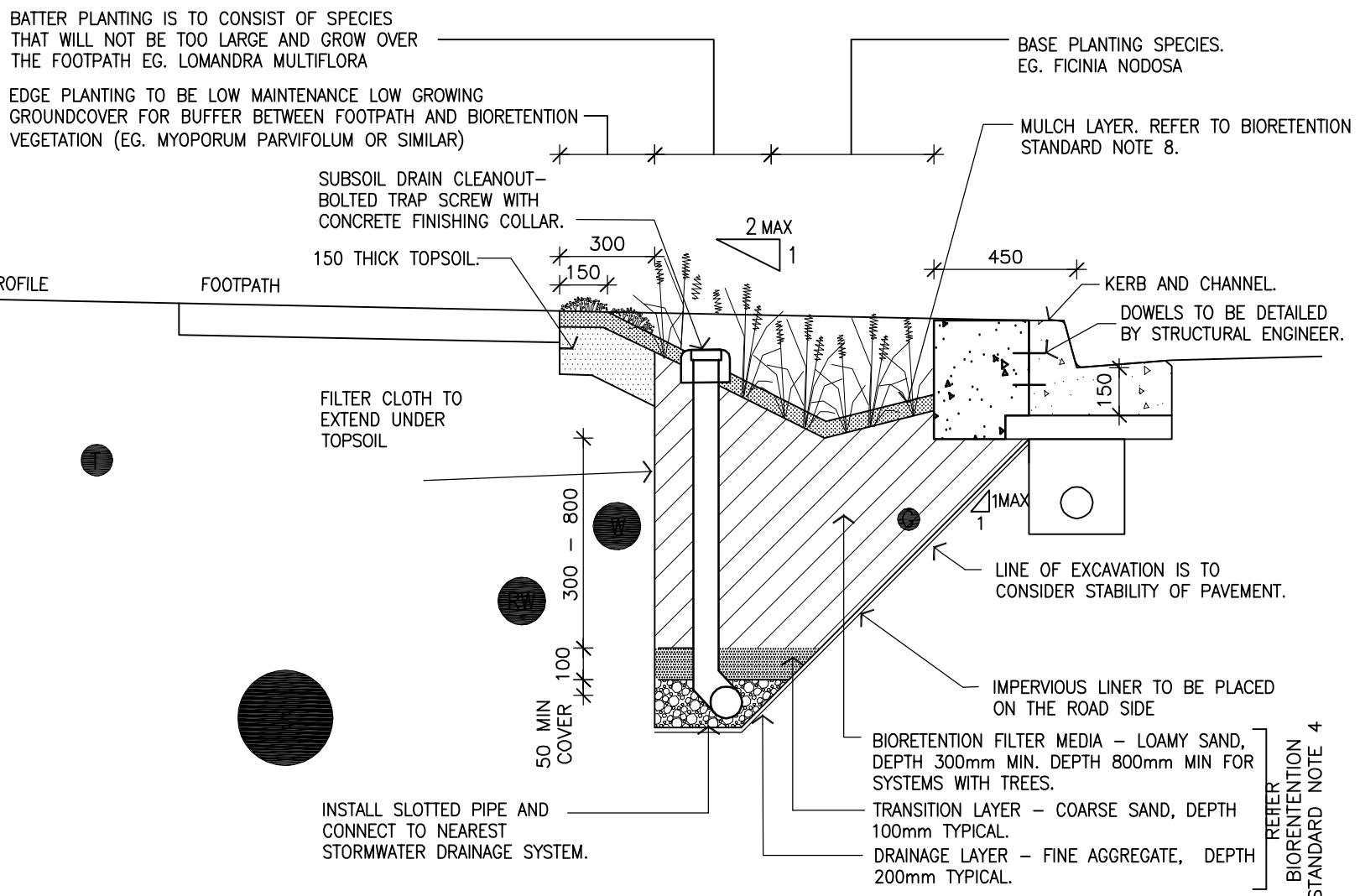
SECTION NOTES:

- THIS PLAN IS TO BE READ IN CONJUNCTION WITH BSD 8331.
- VERTICAL DROPS FROM THE TOP OF KERB TO FINISH LEVEL OF THE BIORETENTION GARDEN MUST NOT EXCEED 250MM AND THE MAXIMUM DEPTH OF THE GARDEN MUST NOT EXCEED 300MM.
- DROP FROM KERB BACKING STRIP TO FILTER SURFACE NOT TO EXCEED 250MM.
- STAMP CONCRETE BACKING STRIP WITH THE FOLLOWING TEXT " THIS GARDEN FILTERS STORMWATER AND PROTECTS OUR WATERWAYS". TEXT TO BE 2 INCH HIGH AND STYLE AVENIR (SANS SERIF) OR ARIAL (SANS SERIF) IN LINE WITH BCC'S CORPORATE STYLE GUIDE.
- KERB ADAPTORS ARE NOT TO BE DIRECTLY PLUMBED INTO SYSTEM.

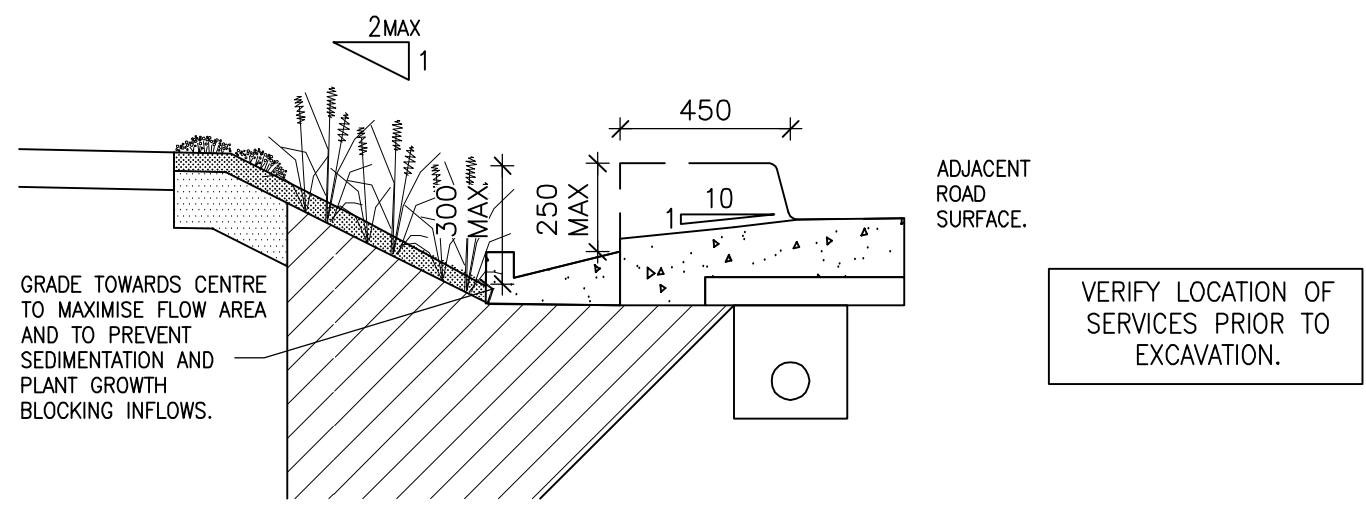


KERB TRANSITION DETAIL

DESIGN REVIEWED & CERTIFIED FOR ISSUE
 NAME: MARK R. GIBSON RPEQ: 6722
 SIGNATURE: SIGNATURE ON ORIGINAL DATE: 03/04/14



A STREETScape BIORETENTION (VERGE TYPE) - TYPICAL SECTION



B STREETScape BIORETENTION (VERGE TYPE) - KERB INLET DETAILS

ISSUE	AMENDMENT	DRAWN DATE	CHK'D DATE	APPR'D DATE
C	CLARIFICATION & IMPROVEMENT TO NOTES & DESIGN	Nov '16	Nov '16	Dec '16
B	Drawing Title Amended	FEB '16	JUL '16	JUL '16
A	ORIGINAL ISSUE	Apr '14	Apr '14	Apr '14

DESIGN AUTHORIZED FOR PUBLICATION
 Inga Condric Authorised Original
 14/04/2014
 PRINCIPAL PROGRAM OFFICER
 NATURAL ENVIRONMENT WATER & SUSTAINABILITY

DESIGN	CPD - P&D	DATE	Apr '14
DRAWN	CPD - P&D	DATE	Apr '14
CHECKED	M. GIBSON	DATE	Apr '14
DRAWING FILENAME	BSD-8332.dwg		
ASSOCIATED PLANS			



BRISBANE CITY COUNCIL STANDARD DRAWING

WATERSMART BIORETENTION
 POD (VERGE TYPE)
 - TYPICAL DETAILS

SCALE: NOT TO SCALE
 DWG No: BSD-8332
 ORIGINAL SIZE: A3 REVISION: C