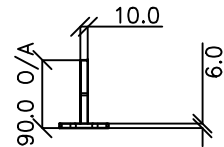



DETAIL E
KEYWAY DETAIL
SCALE 1 : 2

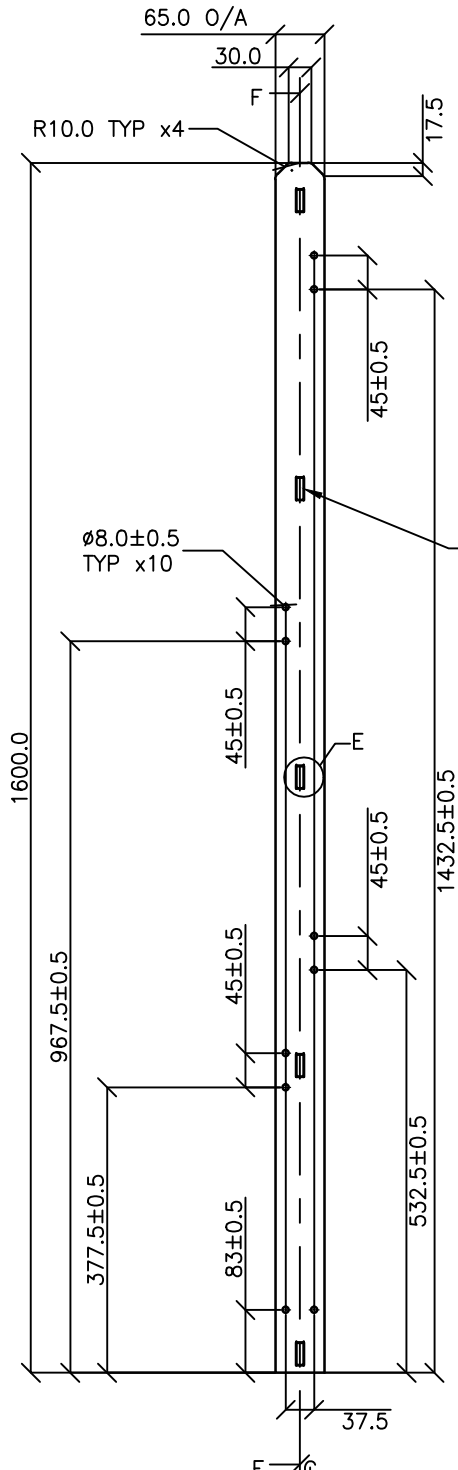


TOP VIEW

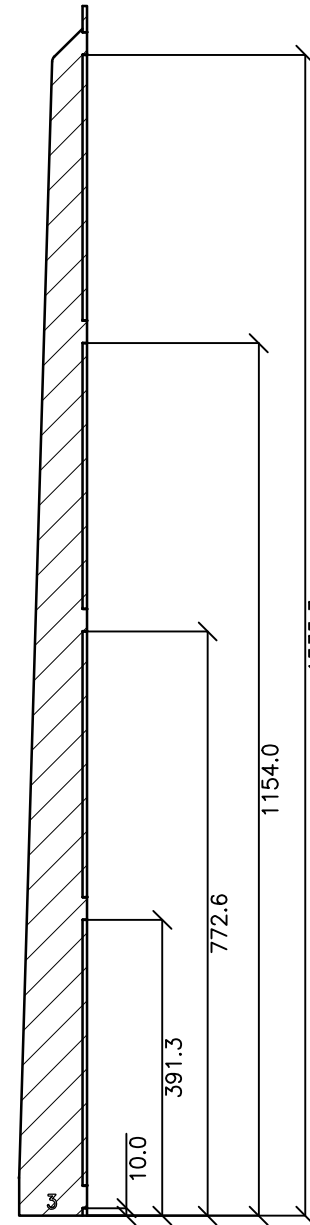
RADIUS ALL FORWARD
FACING EDGES (MIN
RADIUS 3MM)



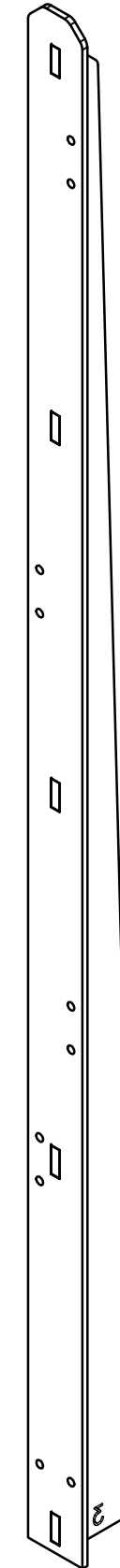
SIDE VIEW



FRONT VIEW



SECTION F-F



PICTORIAL VIEW
SCALE 1 : 6

STANDARDS

DESIGNED IN ACCORDANCE WITH, AND
FABRICATION TO MEET THE FOLLOWING
STANDARDS:

- AS1428.4.1:2009, TACTILE GROUND SURFACE INDICATORS FOR THE ORIENTATION OF PEOPLE WITH VISION IMPAIRMENT.
- AS1627.4 METAL FINISHING – PREPARATION AND PRE-TREATMENT OF SURFACES – ABRASIVE BLAST CLEANING OF STEEL.
- AS2312:2002/AMDT 1:2004, GUIDE TO PROTECTION OF IRON AND STEEL AGAINST EXTERIOR ATMOSPHERIC CORROSION, 1994.
- GUIDE TO ENGINEERING PRACTICE, 'PEDESTRIANS', PART 13, AUSTRROADS. AUSTRALIAN ROAD RULES , 1999, WWW.NRTC.GOV.AU
- AS4506 –2005, METAL FINISHING– THERMOSET POWDER COATINGS.
- AS4680:2006, HOT DIP GALVANISING.
- AS1742.9–2000, MANUAL OF UNIFORM TRAFFIC CONTROL DEVICES, 'BICYCLE FACILITIES'
- GUIDE TO ENGINEERING PRACTICE, 'BICYCLES', PART 14, AUSTRROADS. AUSTRALIAN ROAD RULES , 1999, WWW.NRTC.GOV.AU
- AS2890.3–1993 PARKING FACILITIES PART 3
- AS 1742.9– 2000 MANUAL OF UNIFORM TRAFFIC CONTROL DEVICES PART 9: BIKE FACILITIES

NOTES

- WELDING TO BE ACCORDANCE TO AS1554.1 CAT GP WELDING, ALL SHARP EDGES & BURRS REMOVED.
- PART SHOULD BE SUPPLIED CLEAN AND FREE FROM MARKS, BURRS, SCUFFS, DISTORTION AND WARPAGE.
- ENSURE ANTI-SEIZE IS ON ALL NUTS AND BOLTS PRIOR TO ASSEMBLY.
- DRAWING TO AS1100 DRAWING STANDARDS.
- 316 S.S AND 316 S.S FASTENERS TO BE USED THROUGHOUT FOR COASTAL INSTALLATIONS OR ANY ENVIRONMENT WITH HIGH CORROSION.
- ALL TOLERANCES ± 1.5mm UNLESS OTHERWISE SPECIFIED.

MATERIAL

- MATERIAL: MILD STEEL
- COLOUR: 'DULUX' METROPOLIS 'STORM PEARL' OR APPROVED EQUIVALENT
- FINISH: GALVANISED AND POWDER COATED

**STRUCTURAL DESIGN REVIEWED AND
CERTIFIED FOR ISSUE**

NAME: B.C. PLANT RPEQ: 8807

SIGNATURE: ON ORIGINAL DATE: 28/ 6 /12

LASER CUT OR
STAMPED NUMBER "3"
(MUST BE CLEARLY VISIBLE)

ISSUE	AMENDMENT	DRAWN DATE	CHK'D DATE	APPR'D DATE
C	Colour Finish Requirements Update (Material Notes)	MAY '17	MAY '17	MAY '17
B	Drawing Title Amended	FEB '16	JUL '16	JUL '16
A	Drawing Converted From UMS Series April 2014	JUN '12	04/13	APR '13

DRAWING AUTHORISED FOR PUBLICATION
INGA CONDRIE AUTHORISED 15/04/2014

FOR ASSET ENGINEERING MANAGER
STRATEGIC ASSET MANAGEMENT

DESIGN APPROVED

VICKI MARTIN SIGNATURE ON ORIGINAL

DESIGN	FORMZOO DESIGN	DATE	June '12
DRAWN	AB	DATE	June '12
CHECKED	VM	DATE	04/13
DRAWING FILENAME	BSD-9072 (B) Tree guard - No 3 upright - Sheet 4 of 8.dwg		
ASSOCIATED PLANS	SUPERSEDES UMS 520 Series		



BRISBANE CITY COUNCIL STANDARD DRAWING

**TREE GUARD
NO 3 UPRIGHT
SHEET 4 OF 8**

SCALE 1:10

DWG No. **BSD-9072**

ORIGINAL SIZE A3 REVISION C