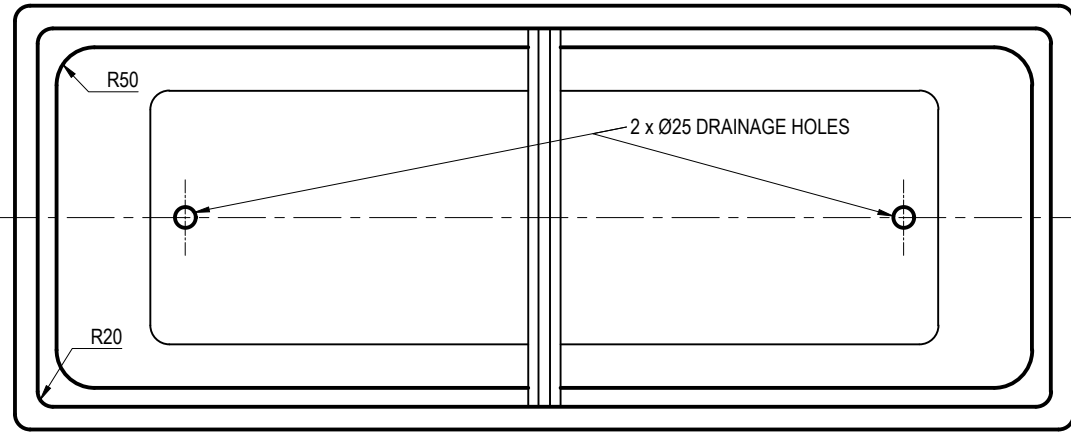


TABLE 1

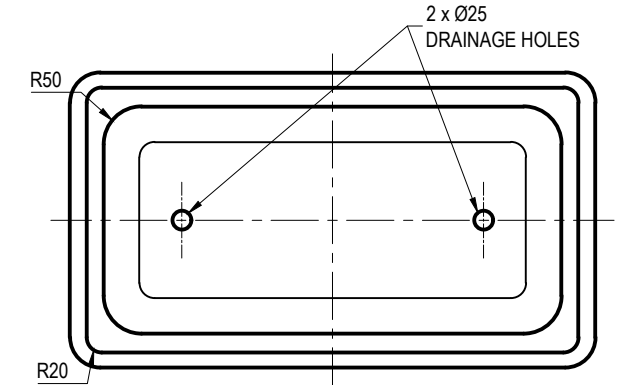
TYPE	L1	L2	L3	L4	D	W1	W2	W3	W4
2	660	625	580	560	580	290	250	208	190
3	540	500	455	420	520	315	275	230	190
4	695	650	605	545	820	390	350	300	240
7	1010	960	910	835	1130	560	500	450	375
8	1400	1340	1290	960	900	560	500	450	375
9	2040	1980	1970	450	900	585	505	470	450

NOTES:

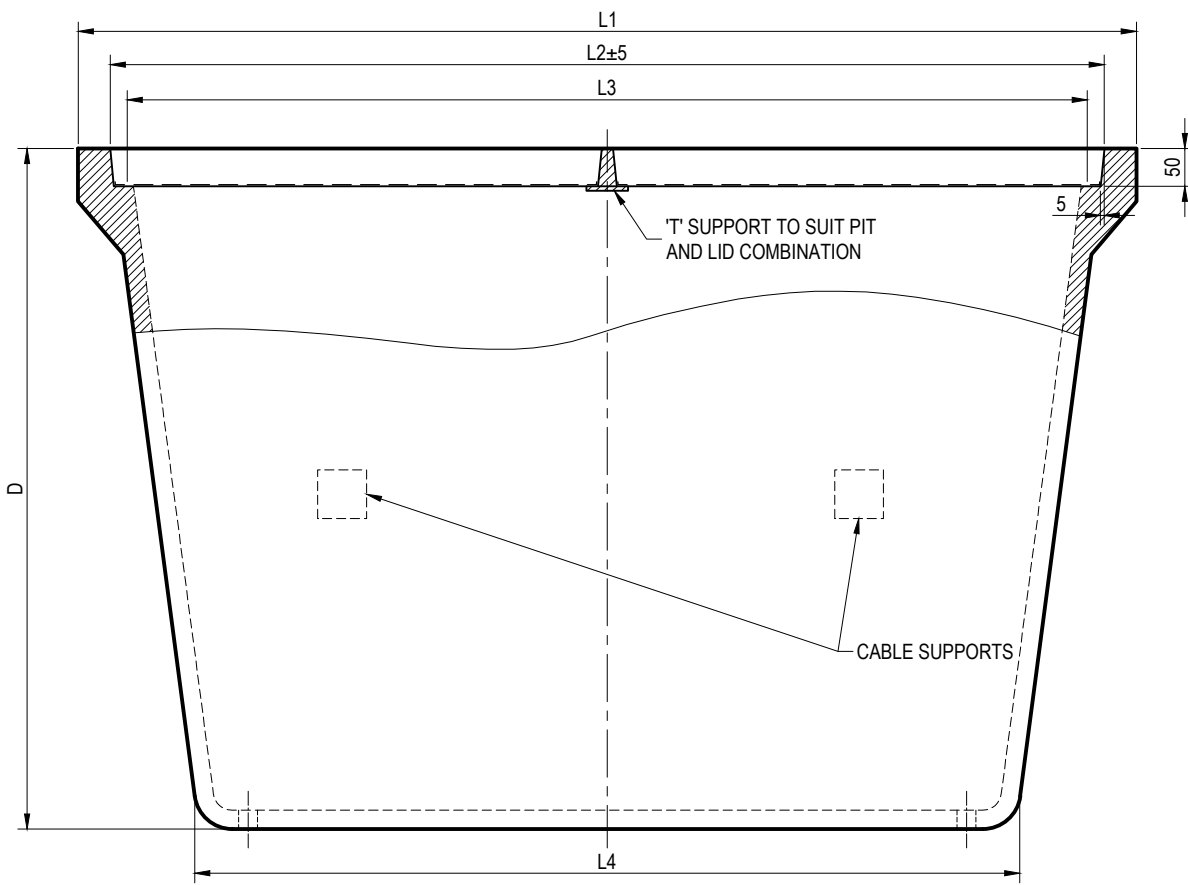
1. NOMINAL PIT DIMENSIONS AS PER TABLE 1.
2. ALL CORNER RADII TO BE 20mm, UNLESS SHOWN OTHERWISE.
3. TYPE 7 & 9 PITS ONLY TO BE USED WITH APPROVAL FROM COUNCIL.
4. PIT MATERIAL MAY BE, BUT NOT LIMITED TO, CONCRETE, POLYCRETE OR HDPE. THE THICKNESS AND SHAPE OF THE MATERIALS USED TO FORM THE PIT SHALL PROVIDE SUFFICIENT VERTICAL STRENGTH TO SUPPORT A CLASS 'B' LOAD TO AS3996 (GENERAL PEDESTRIAN AREAS) OR CLASS 'C' LOAD TO AS3996 (LOCALITIES AND CENTRES SUCH AS THE CBD AND CENTRES AS DEFINED BY CHAPTER 5, INFRASTRUCTURE DESIGN PLANNING SCHEME POLICY, BRISBANE CITY PLAN 2014) WHERE THE LOAD IS TRANSFERRED FROM THE PIT LID TO THE PIT FRAME, WHEN INSTALLED IN THE GROUND WITH 2 HOLES IN EACH END OF THE PIT. THE RESULTANT PERMANENT DEFORMATION TO THE PIT AFTER THE LOAD IS REMOVED SHALL NOT EXCEED 10mm.
5. THE THICKNESS OF THE WALLS AND BOTTOM OF THE PIT SHALL EXHIBIT A SHEARING OR CUTTING CHARACTERISTIC SUCH THAT THE HOLES SPECIFIED ABOVE CAN BE CUT WITH A NORMALLY AVAILABLE HOLE SAW OR PRESS TO WITHIN 30mm OF THE CORNERS AND/OR EDGES.
6. COLLAR OR RISER MAYBE USED TO INCREASE PIT DEPTH OR CORRECT PIT SURFACE LEVEL. COLLAR/RISER MATERIAL TO BE COMPATIBLE WITH PIT MATERIAL.
7. FOR CIRCULAR PITS REFER TO MAIN ROADS DRAWINGS 1415 AND 1416.
8. TYPE 9 PIT NOT ILLUSTRATED ON DRAWING.
9. ALL DIMENSIONS IN MILLIMETRES (U.N.O.).



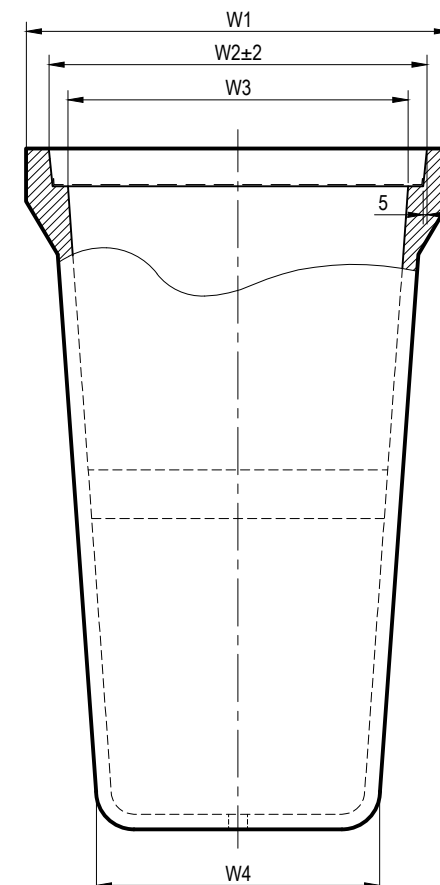
PLAN VIEW



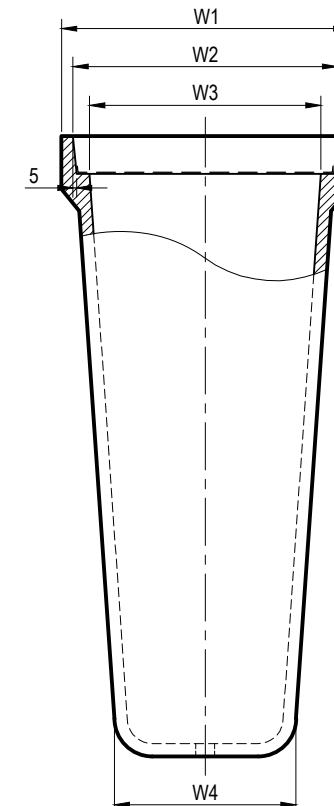
PLAN VIEW



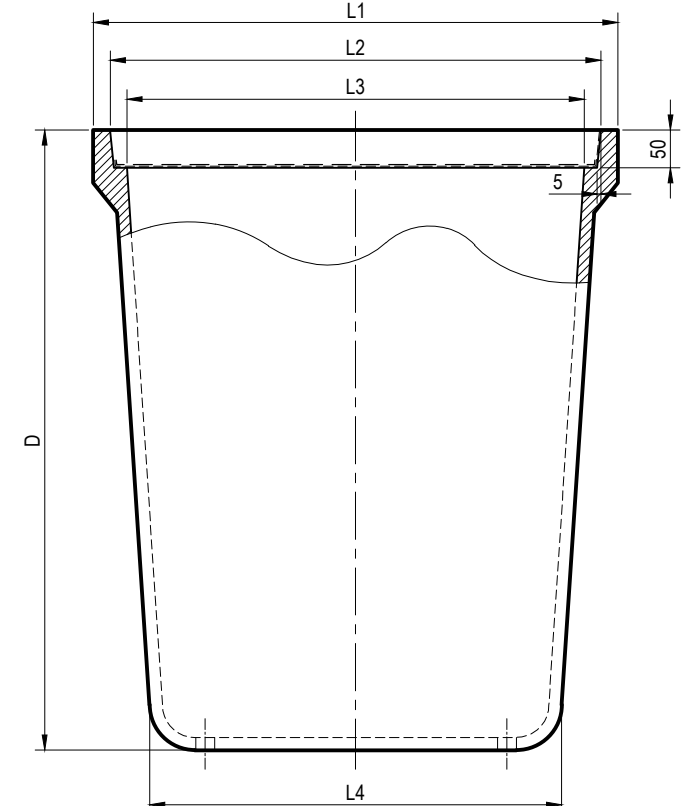
FRONT VIEW



SIDE VIEW



SIDE VIEW



FRONT VIEW

PIT TYPES 7 & 8

PIT TYPES 2, 3 & 4

ISSUE	AMENDMENT	DRAWN DATE	CHK'D DATE	APPR'D DATE
B	Note 4 Updated to Reference IDPSP	AUG '18	APR '19	APR '19
A	Drawing Converted from UMS Series April 2014	APR '14	APR '14	APR '14

DRAWING AUTHORISED FOR PUBLICATION			
B. BALL SIGNATURE ON ORIGINAL DATED 29/6/01			
MANAGER CITY ASSETS, R.P.E.Q: 3 8 5 2			
DESIGN APPROVED			
K. MEMORY SIGNATURE ON ORIGINAL DATED 27/6/01			
SENIOR PROGRAM OFFICER NETWORK OPERATIONS, R.P.E.Q:4 7 6 1			

DESIGN	STD DWG GROUP	DATE	April '01
DRAWN	CITY DESIGN	DATE	April '01
CHECKED	R. WILSON	DATE	May '01
DRAWING FILENAME	BSD-1011 (B) Rectangular types.dwg		
ASSOCIATED PLANS	SUPERSEDES UMS 600/031		



BRISBANE CITY COUNCIL STANDARD DRAWING	
RECTANGULAR PIT TYPES	
SCALE	NOT TO SCALE
DWG No.	BSD-1011
ORIGINAL SIZE	REVISION
A3	B