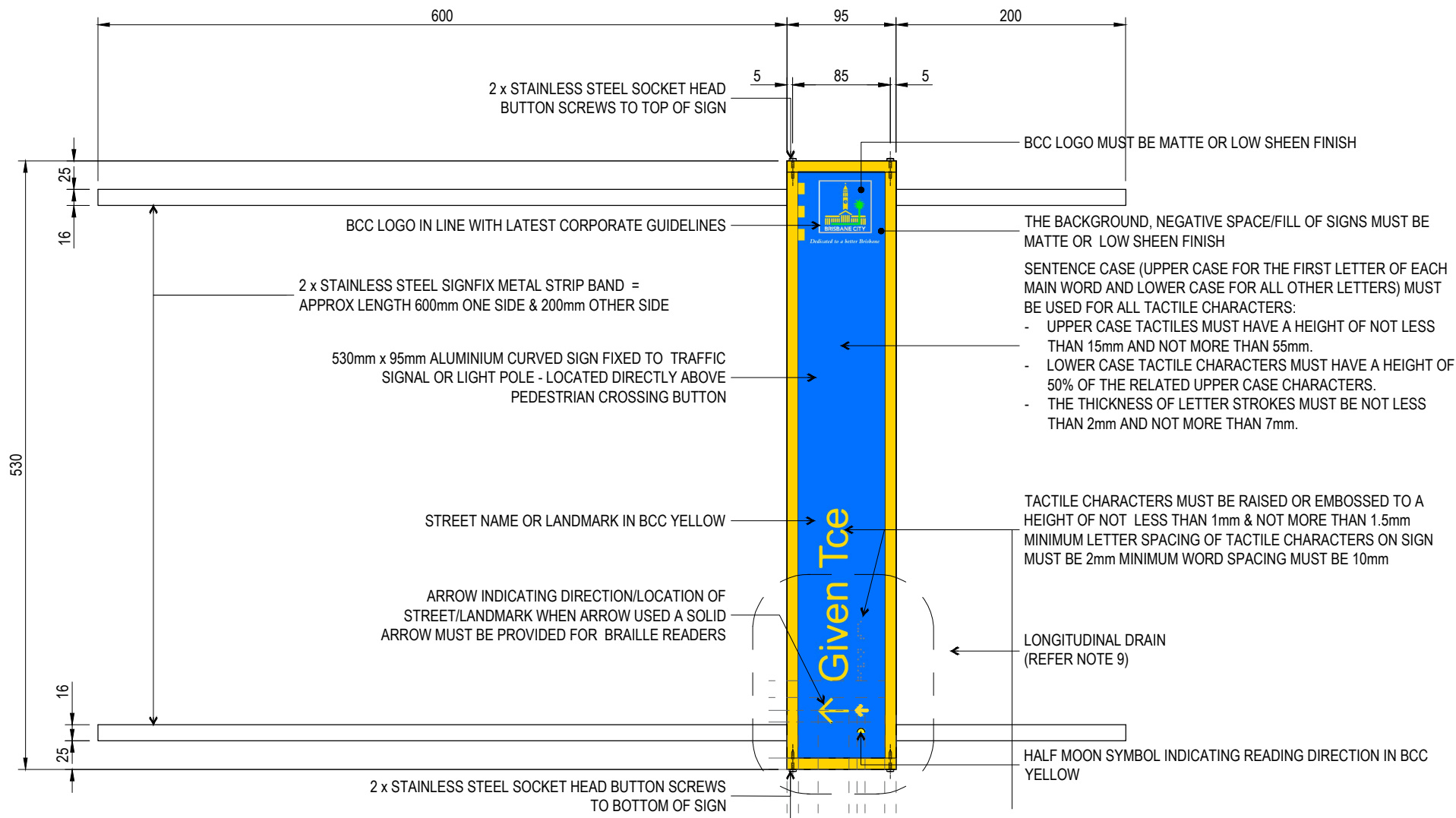


# 1 RIGHT HAND SIDE - BRAILLE TACTILE SIGNAGE - PLAN

SCALE 1:5



# 2 RIGHT HAND SIDE - BRAILLE TACTILE SIGNAGE - ELEVATION

SCALE: 1:5

## BRAND COLOURS

### CORPORATE COLOURS

BLUE	YELLOW
PMS 293	PMS 116
C100 M56 Y0 K0	C0 M15 Y94 K0
RO G103 B177	R255 G210 B0

### MATCHING VINYL COLOURS (FOR SIGN MANUFACTURE)

BLUE:	AVERY COSMOS BLUE
YELLOW:	AVERY SUNFLOWER YELLOW

## STANDARDS FOR BRAILLE SIGNAGE

- B1. BRAILLE & TACTILE COMPONENTS OF A SIGN MUST BE LOCATED NOT LESS THAN 1200mm & NOT HIGHER THAN 1600mm ABOVE THE GROUND SURFACE.
- B2. ALL TACTILE CHARACTERS, SYMBOLS & THE LIKE MUST HAVE ROUNDED EDGES & BE MATTE OR LOW SHEEN .
- B3. THE ENTIRE SIGN MUST HAVE ALL EDGES ROUNDED.
- B4. TACTILE TEXT MUST BE LEFT JUSTIFIED & MUST BE ARIAL TYPEFACE.
- B5. MEASUREMENT RANGE
 

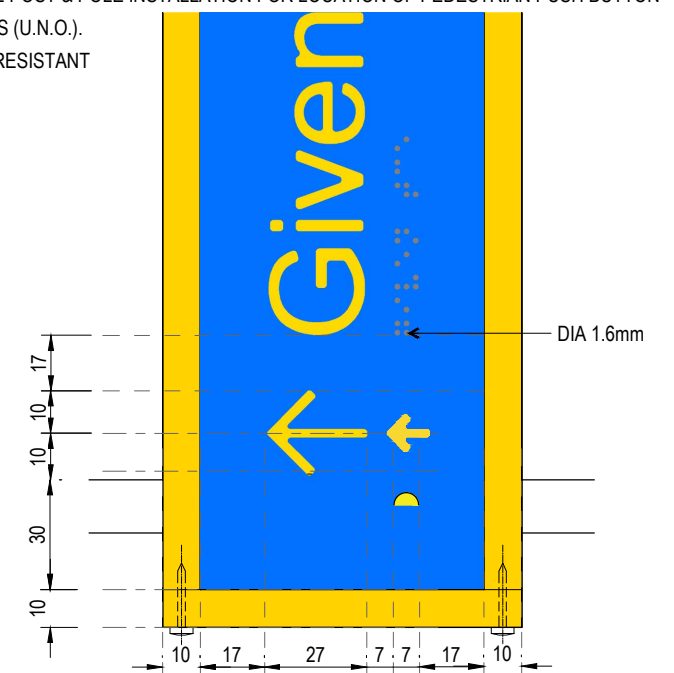
	MAXIMUM IN mm
DOT BASE DIAMETER	1.5mm - 1.6mm
DISTANCE BETWEEN TWO DOTS IN THE SAME CELL	2.3mm - 2.5mm
DISTANCE BETWEEN CORRESPONDING DOTS IN ADJACENT CELLS	6.1mm - 7.6mm
- B6. BRAILLE MUST BE RAISED & DOMED
- B7. BRAILLE MUST BE 8mm BELOW BOTTOM LINE OF TEXT (NOT INCLUDING DESCENDERS)
- B8. BRAILLE MUST BE LEFT JUSTIFIED

## STANDARDS FOR FIXING

- F1. REFER TO SIGNFIX AUSTRALIA FOR METAL STRAP BANDING FIXING & INSTALLATION.

## GENERAL NOTES

- 1. REFER TO BSD - TRAFFIC SIGNAL POST & POLE INSTALLATION FOR LOCATION OF PEDESTRIAN PUSH BUTTON
- 2. ALL DIMENSIONS IN MILLIMETRES (U.N.O.).
- 3. SIGNAGE MATERIALS TO BE UV RESISTANT



# 3 RIGHT HAND SIDE - BRAILLE TACTILE SIGNAGE - DETAIL

SCALE: 1:5

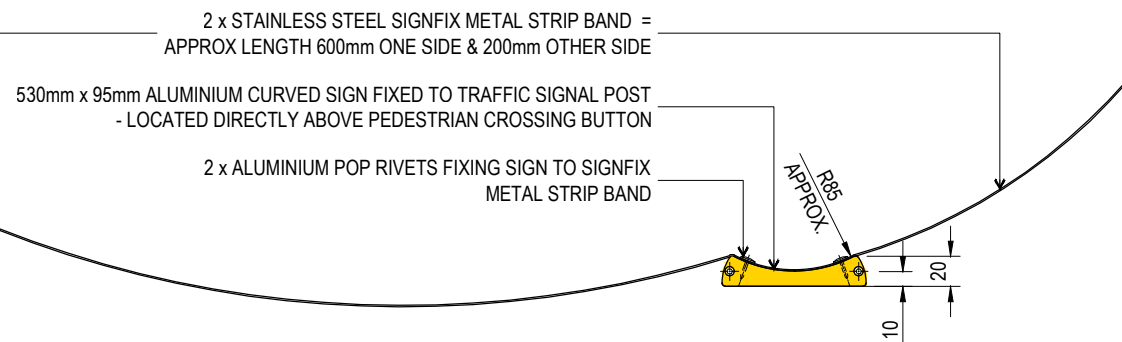
THE PURPOSE OF THIS STANDARD DRAWING IS TO PROVIDE TYPICAL DETAILS THAT SUPPORT THE DESIRED OUTCOMES OF THE BRISBANE CITY PLAN 2014 AND ASSOCIATED PLANNING SCHEME POLICIES. THE FITNESS FOR PURPOSE OF THIS STANDARD DRAWING FOR A SPECIFIC PROJECT SHOULD BE ASSESSED AND ACCEPTED BY AN APPROPRIATELY QUALIFIED DESIGNER AND/OR REGISTERED PROFESSIONAL ENGINEER OF QUEENSLAND (RPEQ).



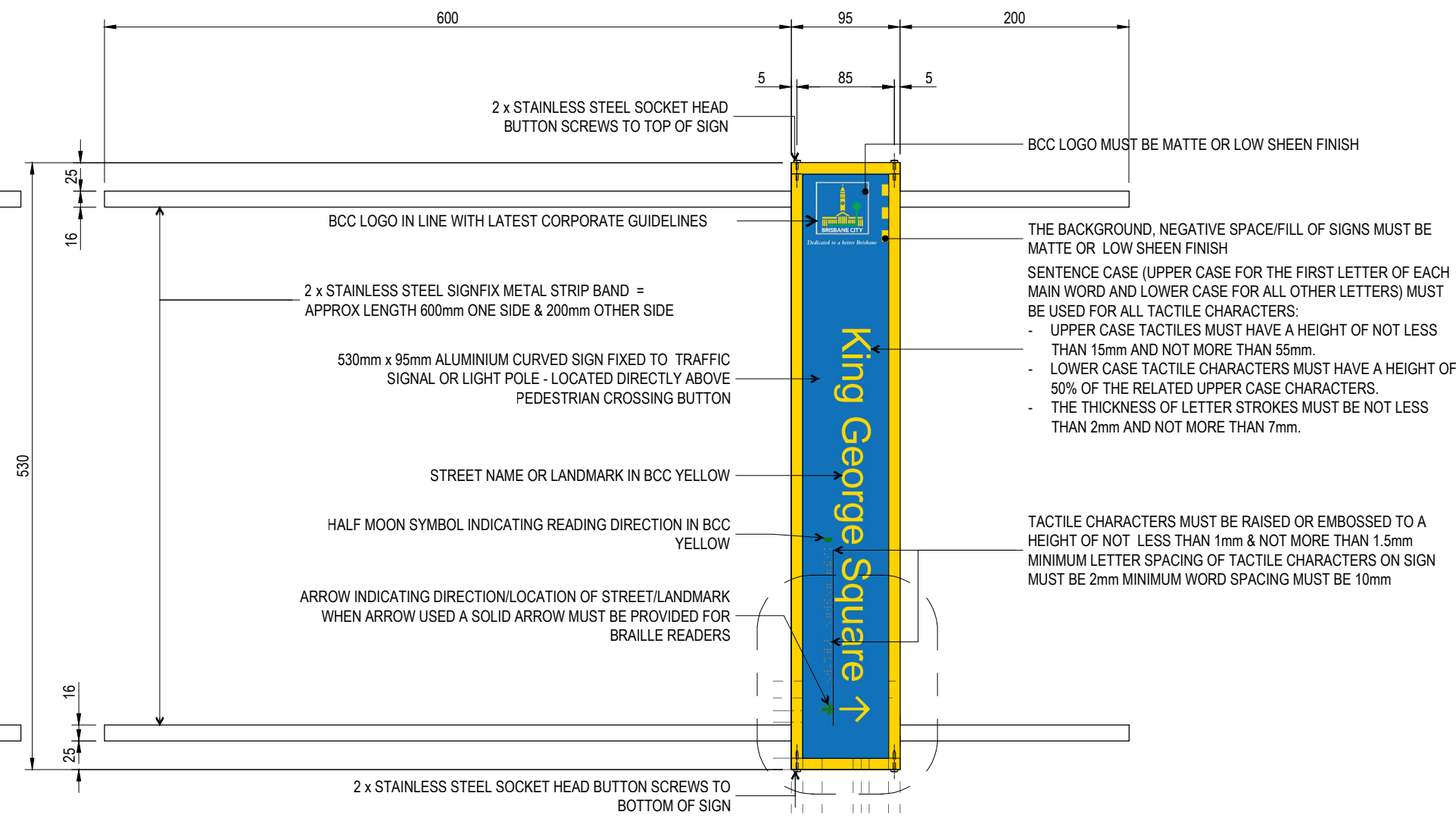
BRISBANE CITY COUNCIL STANDARD DRAWING

TACTILE POLE MOUNTED  
WAYFINDING SIGNAGE GUIDELINE  
SHEET 1 OF 2

PUBLISH DATE		DEC 2023
SCALE		1:5
DRAWING NUMBER		BSD-3121
ORIGINAL SIZE	REVISION	
A3	A	



**1 LEFT HAND SIDE - BRAILLE TACTILE SIGNAGE - PLAN**  
SCALE 1:5



**2 LEFT HAND SIDE - BRAILLE TACTILE SIGNAGE - ELEVATION**  
SCALE: 1:5

**BRAND COLOURS**

**CORPORATE COLOURS**

- BLUE: PMS 293
- YELLOW: PMS 116
- C100 M56 Y0 K0
- C0 M15 Y94 K0
- RO G103 B177
- R255 G210 B0

**MATCHING VINYL COLOURS (FOR SIGN MANUFACTURE)**

- BLUE: AVERY COSMOS BLUE
- YELLOW: AVERY SUNFLOWER YELLOW

**STANDARDS FOR BRAILLE SIGNAGE**

- B1. BRAILLE & TACTILE COMPONENTS OF A SIGN MUST BE LOCATED NOT LESS THAN 1200mm & NOT HIGHER THAN 1600mm ABOVE THE GROUND SURFACE.
- B2. ALL TACTILE CHARACTERS, SYMBOLS & THE LIKE MUST HAVE ROUNDED EDGES & BE MATTE OR LOW SHEEN .
- B3. THE ENTIRE SIGN MUST HAVE ALL EDGES ROUNDED.
- B4. TACTILE TEXT MUST BE RIGHT JUSTIFIED & MUST BE ARIAL TYPEFACE.
- B5. MEASUREMENT RANGE
 

MEASUREMENT RANGE	MAXIMUM IN mm
DOT BASE DIAMETER	1.5mm - 1.6mm
DISTANCE BETWEEN TWO DOTS IN THE SAME CELL	2.3mm - 2.5mm
DISTANCE BETWEEN CORRESPONDING DOTS IN ADJACENT CELLS	6.1mm - 7.6mm
- B6. BRAILLE MUST BE RAISED & DOMED
- B7. BRAILLE MUST BE 8mm BELOW BOTTOM LINE OF TEXT (NOT INCLUDING DESCENDERS)
- B8. BRAILLE MUST BE RIGHT JUSTIFIED

**STANDARDS FOR FIXING**

- F1. REFER TO SIGNFIX AUSTRALIA FOR METAL STRAP BANDING FIXING & INSTALLATION.

**GENERAL NOTES**

- 1. REFER TO BSD - TRAFFIC SIGNAL POST & POLE INSTALLATION FOR LOCATION OF PEDESTRIAN PUSH BUTTON
- 2. ALL DIMENSIONS IN MILLIMETRES (U.N.O.).
- 3. SIGNAGE MATERIALS TO BE UV RESISTANT

THE BACKGROUND, NEGATIVE SPACE/FILL OF SIGNS MUST BE MATTE OR LOW SHEEN FINISH

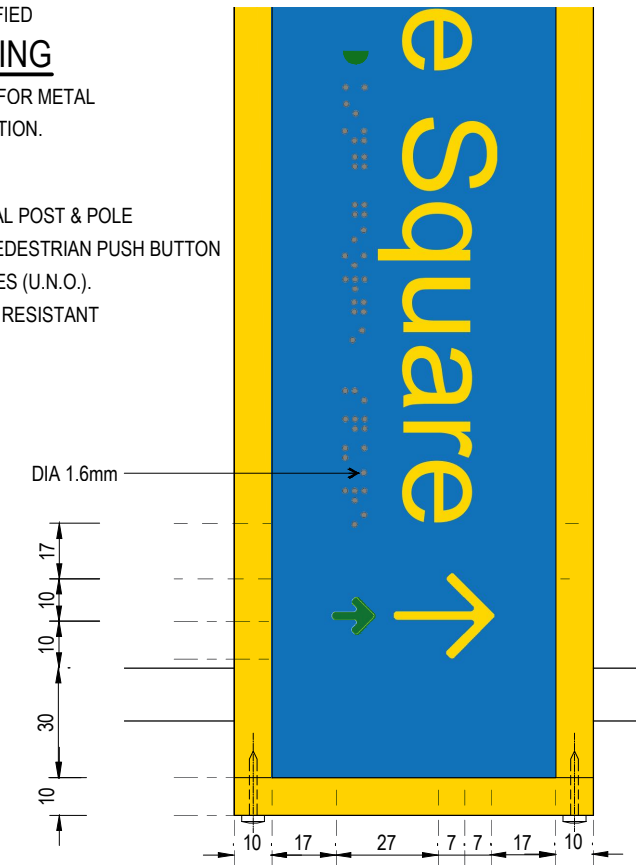
SENTENCE CASE (UPPER CASE FOR THE FIRST LETTER OF EACH MAIN WORD AND LOWER CASE FOR ALL OTHER LETTERS) MUST BE USED FOR ALL TACTILE CHARACTERS:

- UPPER CASE TACTILES MUST HAVE A HEIGHT OF NOT LESS THAN 15mm AND NOT MORE THAN 55mm.
- LOWER CASE TACTILE CHARACTERS MUST HAVE A HEIGHT OF 50% OF THE RELATED UPPER CASE CHARACTERS.
- THE THICKNESS OF LETTER STROKES MUST BE NOT LESS THAN 2mm AND NOT MORE THAN 7mm.

TACTILE CHARACTERS MUST BE RAISED OR EMBOSSED TO A HEIGHT OF NOT LESS THAN 1mm & NOT MORE THAN 1.5mm

MINIMUM LETTER SPACING OF TACTILE CHARACTERS ON SIGN MUST BE 2mm

MINIMUM WORD SPACING MUST BE 10mm



**3 LEFT HAND SIDE - BRAILLE TACTILE SIGNAGE - DETAIL**  
SCALE: 1:5

THE PURPOSE OF THIS STANDARD DRAWING IS TO PROVIDE TYPICAL DETAILS THAT SUPPORT THE DESIRED OUTCOMES OF THE BRISBANE CITY PLAN 2014 AND ASSOCIATED PLANNING SCHEME POLICIES. THE FITNESS FOR PURPOSE OF THIS STANDARD DRAWING FOR A SPECIFIC PROJECT SHOULD BE ASSESSED AND ACCEPTED BY AN APPROPRIATELY QUALIFIED DESIGNER AND/OR REGISTERED PROFESSIONAL ENGINEER OF QUEENSLAND (RPEQ).



**BRISBANE CITY COUNCIL STANDARD DRAWING**

**TACTILE POLE MOUNTED WAYFINDING SIGNAGE GUIDELINE**

**SHEET 2 OF 2**

PUBLISH DATE		DEC 2023
SCALE		1:5
DRAWING NUMBER		BSD-3121
ORIGINAL SIZE	REVISION	
A3	A	