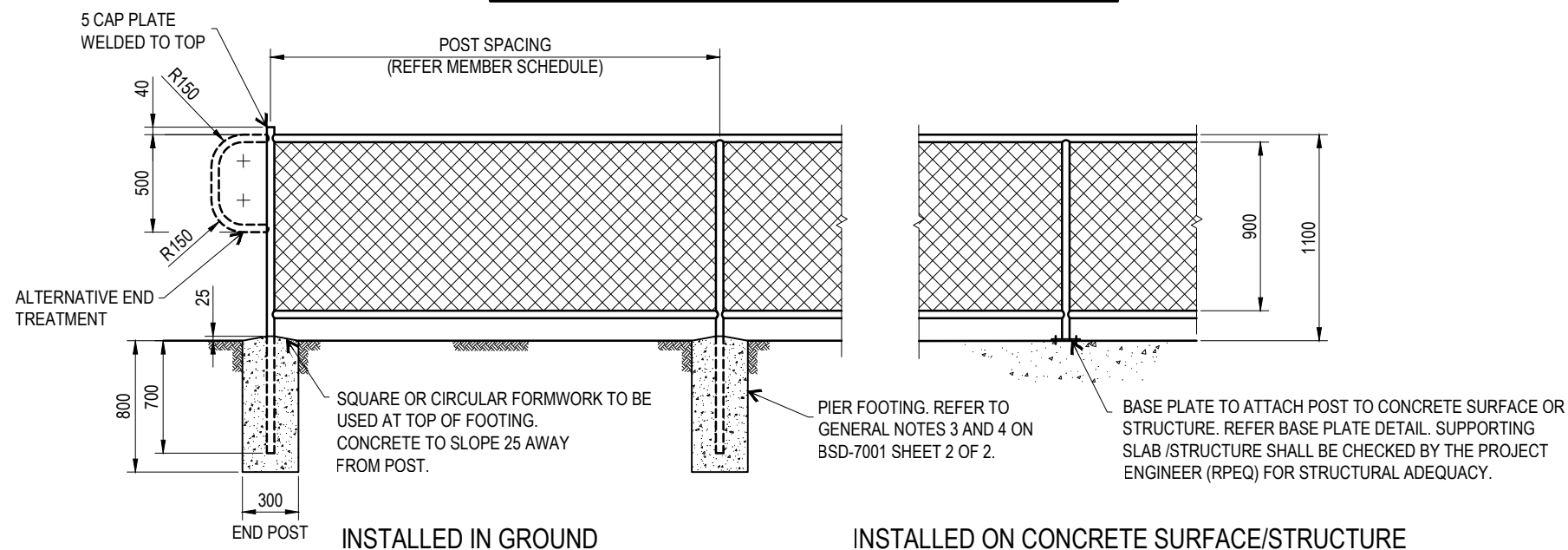
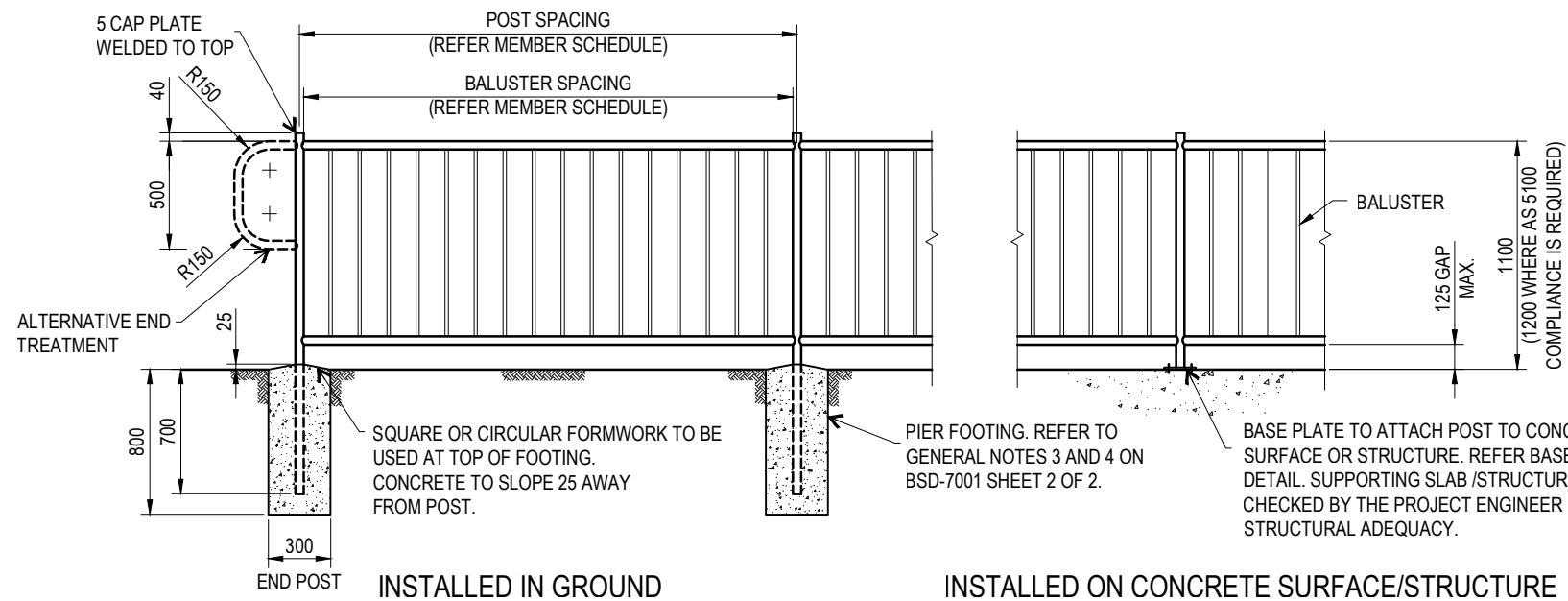


**PEDESTRIAN FENCE / BARRIER - OPTION 1**



**PEDESTRIAN FENCE / BARRIER WITH CHAIN WIRE - OPTION 2**



**PEDESTRIAN FENCE / BARRIER WITH BALUSTERS - OPTION 3**

MEMBER SCHEDULE		
WHERE THERE IS NO FALL HEIGHT (LEVEL GROUND)		
ELEMENT	HOT DIPPED GALVANISED	STAINLESS STEEL (GR316)
POSTS	48.3 x 4.0 CHS (AT 2400 MAX. CTS)	48.3 x 5.08 CHS (AT 2400 MAX. CTS)
GATE/END POSTS	76.3 x 3.6 CHS	73 x 5.16 CHS
RAILS	48.3 x 4.0 CHS	48.3 x 3.68 CHS
BASEPLATE (WHERE REQUIRED)	TYPE 1	TYPE 1
WHERE FALL HEIGHT IS LESS THAN 1.0m		
ELEMENT	HOT DIPPED GALVANISED	STAINLESS STEEL (GR316)
POSTS	48.3 x 4.0 CHS (AT 1400 MAX CTS)	48.3 x 5.08 CHS (AT 1400 MAX. CTS)
RAILS	48.3 x 4.0 CHS	48.3 x 3.68 CHS
BASEPLATE (WHERE REQUIRED)	TYPE 2	TYPE 2
WHERE FALL HEIGHT IS 1.0m OR GREATER USE OPTION 3		
ELEMENT	HOT DIPPED GALVANISED	STAINLESS STEEL (GR316)
POSTS	48.3 x 4.0 CHS (AT 1400 MAX. CTS)	48.3 x 5.08 CHS (AT 1400 MAX. CTS)
POSTS (WHERE AS5100 COMPLIANCE IS REQUIRED)	76.1 x 4.5 CHS (AT 1400 MAX. CTS)	73 x 5.16 CHS (AT 1400 MAX. CTS)
GATE/END POSTS	76.1 x 3.6 CHS	73 x 5.16 CHS
RAILS	48.3 x 4.0 CHS	48.3 x 3.68 CHS
BALUSTERS	16 DIA. ROD AT 130 MAX. CTRS	16 DIA. ROD AT 130 MAX. CTRS
BASEPLATE (WHERE REQUIRED)	TYPE 2	TYPE 2

NOTE: REFER TO GENERAL NOTES 5 & 6 ON BSD-7001 SHEET 2 OF 2 FOR DESIGN ASSUMPTIONS.

**NOTES:**

- FOR MARINE ENVIRONMENTS OR ENVIRONMENTS WITH A CORROSIVITY CATEGORY OF C4 OR GREATER (IN ACCORDANCE WITH AS2312), ONE OF THE FOLLOWING PROTECTIVE TREATMENT OPTIONS TO BE ADOPTED:
  - OPTION A:** ALL STEEL MEMBERS, FASTENERS, INCLUDING BOLTS, NUTS AND PLATES SHALL BE GRADE 316 STAINLESS STEEL (REFER STAINLESS STEEL NOTES - SHEET 2). ANCHOR BOLTS TO BE GRADE 316 STAINLESS STEEL A4-50 MINIMUM. WIRE MESH AND WIRE TIES SHALL BE GRADE 316 STAINLESS STEEL.
  - OPTION B:** ALL STEEL MEMBERS TO BE HOT DIPPED GALVANISED IN ACCORDANCE WITH AS/NZS4680 AND PAINTED WITH A SYSTEM SUITABLE FOR A CORROSION CATEGORY C4 ENVIRONMENT. THE GALVANISED STEEL SHALL BE PREPARED AND COATED IN ACCORDANCE WITH AS/NZS2312.2 AND GALVANISERS ASSOCIATION OF AUSTRALIA GUIDELINES. MINIMUM SYSTEM REQUIREMENTS AS FOLLOWS (AFTER HOT DIP GALVANISING):
    - CLEAN AND DEGREASE
    - BRUSH BLAST
    - 2 COATS OF HIGH BUILD OR 2 PACK EPOXY (MINIMUM DFT 250µm)
    - 2 COATS OF 2 PACK POLYURETHANE OR 2 PACK ACRYLIC (MINIMUM DFT 50µm/COAT)
 PAINT COLOUR TO BE IN ACCORDANCE WITH BCC CORPORATE COLOUR PALATTE (REFER BSD-1003).  
 WIRE MESH AND WIRE TIES TO BE HOT DIPPED GALVANISED AND PVC COATED.  
 ANCHOR BOLTS TO BE GRADE 316 STAINLESS STEEL A4-50 MINIMUM. STAINLESS STEEL ANCHOR BOLTS TO BE ISOLATED FROM GALVANISED/PAINTED STEEL BASE PLATE USING NYLON WASHERS.
- CHAIN WIRE TO BE 900 HIGH x 3.15 THICK x 50 MESH TO AS2423. CHAIN WIRE TO BE FIXED USING 1.6 THICK WIRE, TIED TO POSTS AT 2 LOCATIONS AND CONTINUOUSLY LACED TO RAILS. MESH AND TIES TO BE HOT DIPPED GALVANISED. FOR MARINE ENVIRONMENTS, PROTECTIVE TREATMENT FOR MESH TO BE AS PER EITHER OPTION A OR B IN NOTE 1.
- REFER DRAWING BSD-7001 SHEET 2 OF 2 FOR NOTES AND BASEPLATE DETAILS

THE PURPOSE OF THIS STANDARD DRAWING IS TO PROVIDE TYPICAL DETAILS THAT SUPPORT THE DESIRED OUTCOMES OF THE BRISBANE CITY PLAN 2014 AND ASSOCIATED PLANNING SCHEME POLICIES. THE FITNESS FOR PURPOSE OF THIS STANDARD DRAWING FOR A SPECIFIC PROJECT SHOULD BE ASSESSED AND ACCEPTED BY AN APPROPRIATELY QUALIFIED DESIGNER AND/OR REGISTERED PROFESSIONAL ENGINEER OF QUEENSLAND (RPEQ).



**BRISBANE CITY COUNCIL STANDARD DRAWING**

**PEDESTRIAN FENCE/BARRIER  
GALVANISED TUBULAR HANDRAIL  
SHEET 1 OF 2**

PUBLISH DATE		JUN 2023
SCALE		NOT TO SCALE
DRAWING NUMBER		BSD-7001
ORIGINAL SIZE	REVISION	
A3	D	

## GENERAL NOTES:

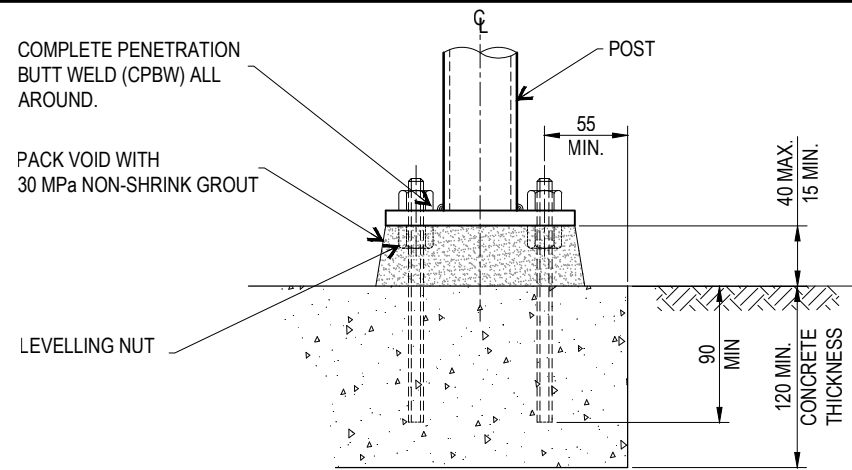
1. ALL WORKMANSHIP AND MATERIAL SHALL COMPLY WITH THE APPROPRIATE AUSTRALIAN STANDARDS AND WORKPLACE HEALTH AND SAFETY REGULATIONS THAT ARE CURRENT AT THE TIME OF CONSTRUCTION.
2. VERIFY LOCATIONS OF ALL SERVICES PRIOR TO COMMENCING WORK.
3. FOOTINGS HAVE BEEN DESIGNED ON THE ASSUMPTION THAT THE MINIMUM ALLOWABLE BEARING CAPACITY OF SOIL IS 100kPa AND MINIMUM CU = 50kPa FOR COHESIVE SOILS. THE ACTUAL SOIL CONDITION IS TO BE ASSESSED BY A GEOTECHNICAL ENGINEER (RPEQ) AND IF FOUND TO BE OF WEAKER STRENGTH OR OF DIFFERENT TYPE OF SOIL TO THE ONE ASSUMED, A STRUCTURAL ENGINEER (RPEQ) IS TO BE CONSULTED FOR A PROJECT SPECIFIC FOOTING DESIGN.
4. CONCRETE PIER FOOTINGS TO BE GRADE N25.
5. PEDESTRIAN FENCE / BARRIER IN THIS BSD ARE TO BE USED ONLY IN SITUATIONS CLEAR OF LONGITUDINAL VEHICLE IMPACT SO AS TO AVOID A POTENTIAL SPEARING HAZARD TO MOTORISTS. THESE HANDRAILS ARE NOT TO BE USED IN SITUATIONS WHERE MOTOR VEHICLES / CROWDS / PEOPLE UNDER PANIC CONDITIONS REQUIRE RESTRAINT.
6. PEDESTRIAN FENCE / BARRIER IN THIS BSD HAVE NOT BEEN DESIGNED FOR FLOOD LOADING. IF FENCE / BARRIER ARE REQUIRED TO RESIST FLOOD LOADING, THE PROJECT ENGINEER (RPEQ) WILL NEED TO ASSESS THE SUITABILITY OF THE BSD FOR USE AND MODIFY THE DESIGN AS REQUIRED.
7. NECESSARY DDA COMPLIANCE REQUIREMENTS IN ACCORDANCE WITH AS 1428.1 ARE TO BE ASSESSED AND COMPLIED BY THE PROJECT ENGINEER (RPEQ) FOR EACH PROJECT.
8. POSTS TO BE VERTICAL.
9. ALL HORIZONTAL RAILS TO BE ROLLED TO MATCH SHAPE OF PATH/WALL IF RADIUS IS LESS THAN 20m.
10. MINIMUM LENGTH OF RAILS TO BE 2 SPANS LONG TO MINIMISE NEED FOR JOINTS AT EVERY POST.
11. EXPANSION JOINTS SHALL BE PROVIDED IF THE LENGTH OF HANDRAIL EXCEEDS 20m.
12. DIMENSIONS IN MILLIMETRES (U.N.O.).

## STEELWORK NOTES:

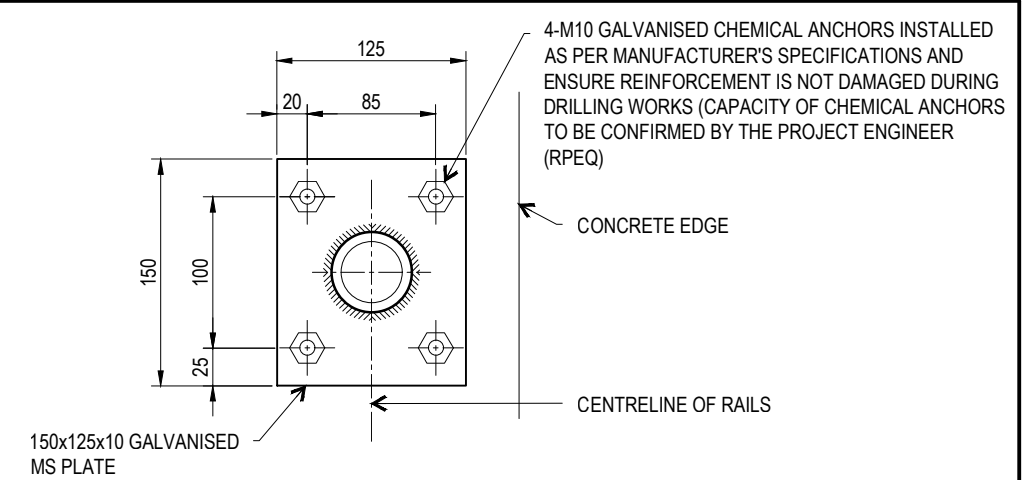
- S1. CIRCULAR HOLLOW STEEL SECTIONS SHALL BE IN ACCORDANCE WITH AS1163 GRADE C250LO. STEEL PLATES SHALL BE IN ACCORDANCE WITH AS/NZS3678 GRADE 250.
- S2. ALL STEELWORK TO BE HOT DIPPED GALVANISED IN ACCORDANCE WITH AS/NZS4680 U.N.O.
- S3. ALL WELDS TO BE 4mm THICK C.F.W. (CONTINUOUS FILLET WELDS) TO AS1554.1 U.N.O. WELDS TO BE MADE USING ELECTRODES WITH A NOMINAL TENSILE STRENGTH OF 490MPa (OR BETTER) TO AS/NZS1554.
- S4. STEELWORK MAY BE POWDER COATED (AFTER GALVANISING). HOT DIPPED GALVANISED SURFACES THAT ARE TO BE POWDER COATED ARE TO BE CLEANED AND PREPARED IN ACCORDANCE WITH AS4506 AND THE POWDER COATING MANUFACTURER'S WRITTEN INSTRUCTIONS, ENSURING EXCESSIVE REMOVAL OR DAMAGE OF THE ZINC COATING DOES NOT OCCUR. POWDER COATING PROCEDURES TO BE IN ACCORDANCE WITH AS4506 AND THE POWDER COATING MANUFACTURER'S SPECIFICATIONS. POWDER COATING SHALL BE SUFFICIENT FOR A MINIMUM C3 EXPOSURE CLASSIFICATION AND HAVE A MINIMUM MAINTENANCE FREE LIFE OF 25 YEARS. COLOUR OF POWDER COATING TO MATCH COLOUR COORDINATION IN THE AREA (IN ACCORDANCE WITH BCC CORPORATE COLOUR PALETTE - REFER BSD-1003).
- S5. PROTECTIVE COATING TO BE APPLIED AFTER ALL FABRICATION COMPLETED. NO WELDING ETC. TO BE CARRIED OUT DURING OR AFTER APPLICATION OF COATING SYSTEM.
- S6. ANY POST GALVANISING DAMAGE TO BE MADE GOOD WITH AN ORGANIC EPOXY ZINC RICH PAINT CONFORMING TO AS/NZS3750.9. PAINT TO BE APPLIED TO THE REPAIR AREAS IN TWO COATS. EACH COAT SHALL HAVE A MINIMUM DRY FILM THICKNESS OF 50 MICRON AND SHALL BE APPLIED AS PER THE MANUFACTURER'S SPECIFICATIONS.

## STAINLESS STEEL NOTES:

- SS1. STAINLESS STEEL MATERIAL SHALL NOT BE STORED WITH CARBON STEEL.
- SS2. TOOLS USED FOR CARBON STEEL SHALL NOT BE USED TO FABRICATE OR ASSEMBLE STAINLESS STEEL COMPONENTS.
- SS3. THE STAINLESS STEEL SHALL BE WRAPPED OR OTHERWISE PROTECTED DURING TRANSPORT TO AVOID CONTAMINATION BY FERROUS PRODUCTS.
- SS4. WELDS SHALL BE 4mm C.F.W. (U.N.O.) CATEGORY 2B IN ACCORDANCE WITH AS1554.6 GRADE 316 ELECTRODES SHALL BE USED FOR GRADE 316L.
- SS5. LIMIT THE INPUT OF HEAT INTO THE WELD. THE WELD SHALL NOT BE PREHEATED, POST-HEATED OR STRESS RELIEVED.
- SS6. SURFACE FINISH OF WELDS SHALL BE GRADE 1, POLISHED USING 320 GRIT OR FINER, SILICONE CARBIDE ABRASIVES WITH LUBRICATION. AFTER POLISHING, WELDS SHALL BE PASSIVATED USING NITRIC ACID IN ACCORDANCE WITH ASTM A380.
- SS7. ALL STAINLESS STEEL COMPONENTS SHALL HAVE A RA<0.5µm AND PASSIVATED USING NITRIC ACID IN ACCORDANCE WITH ASTM A380.



ELEVATION

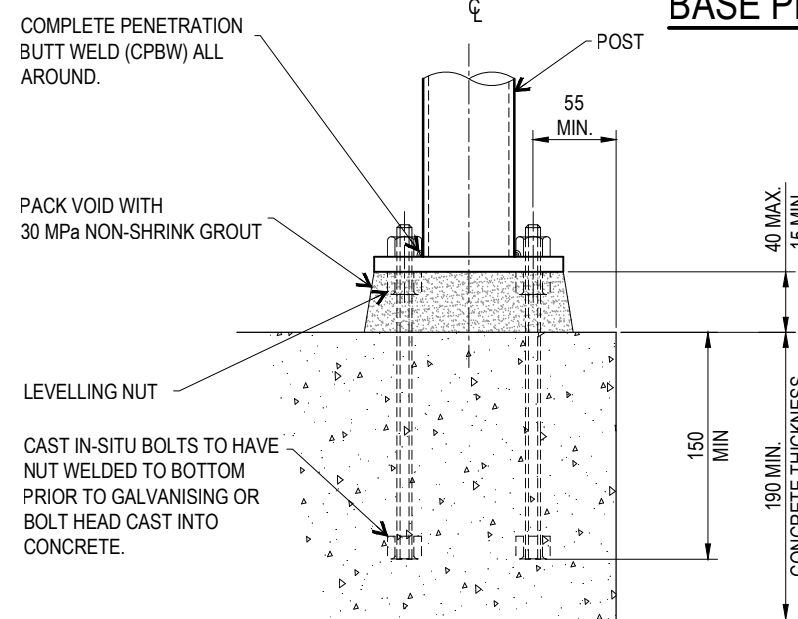


PLAN

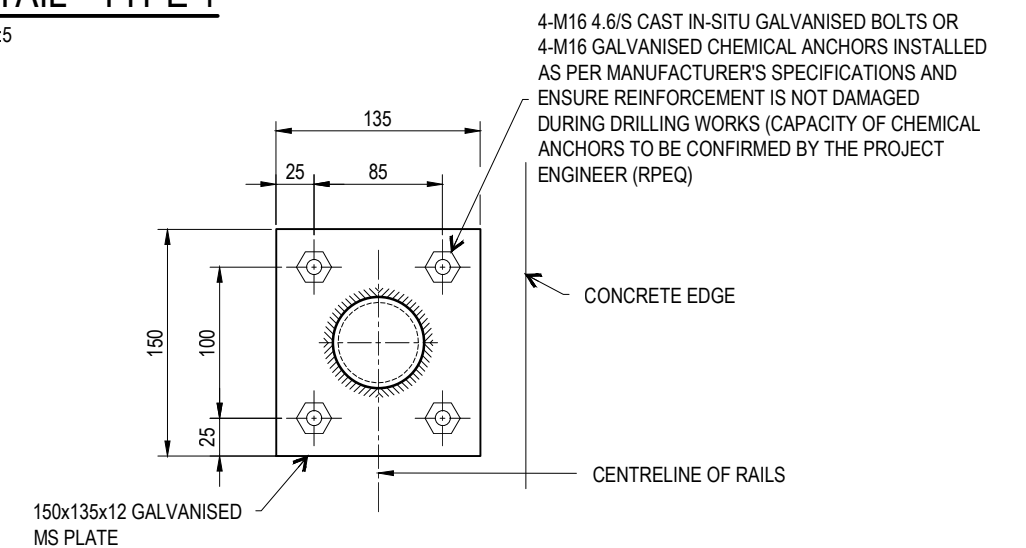
WHERE THERE IS NO FALL HEIGHT (LEVEL GROUND)

## BASE PLATE DETAIL - TYPE 1

SCALE 1:5



ELEVATION

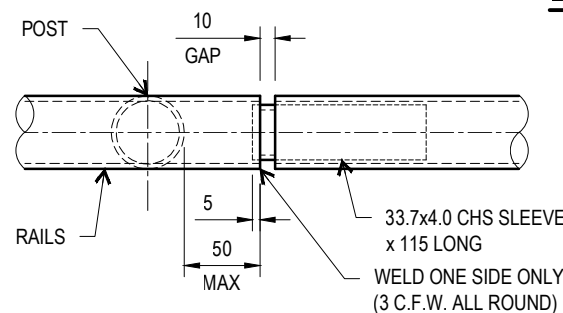


PLAN

WHERE THERE IS ANY FALL HEIGHT

## BASE PLATE DETAIL - TYPE 2

SCALE 1:5



NOTE:  
SPACING OF EJ'S TO SUIT FABRICATION, TRANSPORTATION AND INSTALLATION REQUIREMENTS. MINIMUM LENGTH OF CONTINUOUS RAIL TO BE TWO SPANS.

## RAIL EXPANSION JOINT AT 20.0m MAX. CTS

(FOR CONTINUOUS HANDRAIL LENGTHS)

SCALE: 1:5

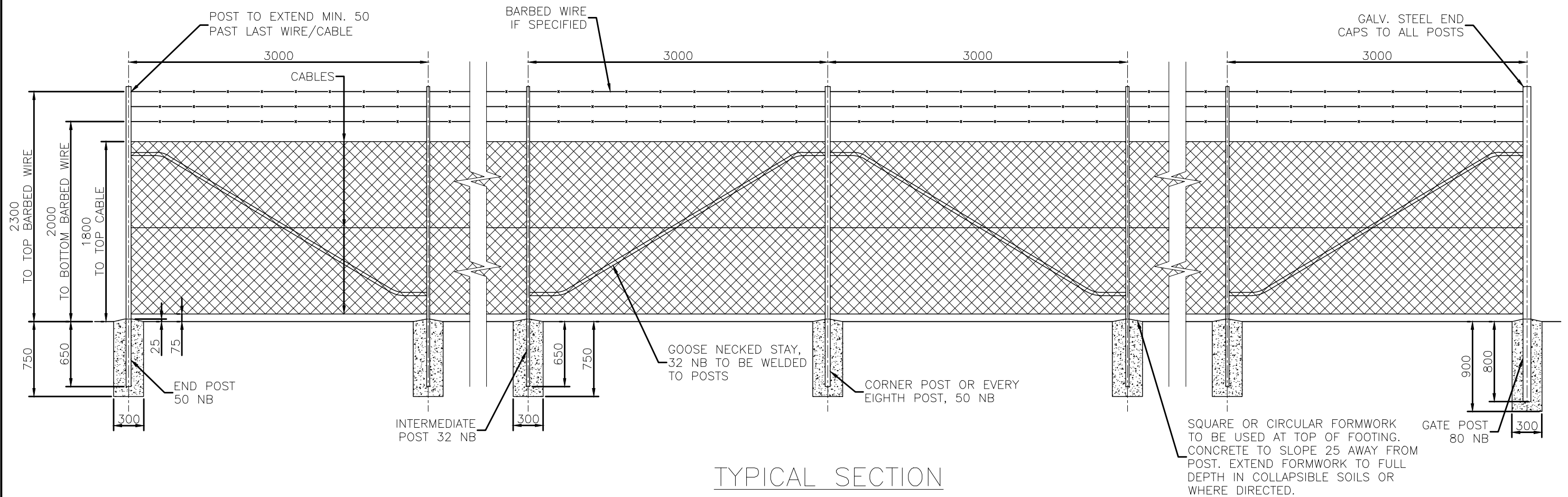
THE PURPOSE OF THIS STANDARD DRAWING IS TO PROVIDE TYPICAL DETAILS THAT SUPPORT THE DESIRED OUTCOMES OF THE BRISBANE CITY PLAN 2014 AND ASSOCIATED PLANNING SCHEME POLICIES. THE FITNESS FOR PURPOSE OF THIS STANDARD DRAWING FOR A SPECIFIC PROJECT SHOULD BE ASSESSED AND ACCEPTED BY AN APPROPRIATELY QUALIFIED DESIGNER AND/OR REGISTERED PROFESSIONAL ENGINEER OF QUEENSLAND (RPEQ).



BRISBANE CITY COUNCIL STANDARD DRAWING

PEDESTRIAN FENCE/BARRIER  
GALVANISED TUBULAR HANDRAIL  
SHEET 2 OF 2

PUBLISH DATE	JUN 2023
SCALE	NOT TO SCALE
DRAWING NUMBER	BSD-7001
ORIGINAL SIZE	A3
REVISION	D



TYPICAL SECTION

NOTES:

- THIS STANDARD IS NOT INTENDED FOR USE IN A MARINE ENVIRONMENT. THE MARINE ENVIRONMENT COULD EXTEND UP TO 1 km FROM THE THE FORESHORE.
- WHERE STANDARD IS REQUIRED FOR USE WITH MARINE ENVIRONMENT, THE FOLLOWING PROTECTION TREATMENT IS REQUIRED:
  - STEELWORK HOT DIP GALVANISING: 85 MICRONS (600g/m<sup>2</sup>) MIN;
  - SWEEP ABRASIVE BLAST;
  - STEELWORK FIRST COAT: EPOXY PRIMER 75 MICRONS MIN;
  - STEELWORK SECOND COAT: TWO PACK ACRYLIC OR POLYURETHANE GLOSS 75 MICRONS MIN;
  - WIRE MESH AND WIRE TIES TO BE PVC COATED.
- PAINT SYSTEMS TO BE IN ACCORDANCE WITH AS 2312 AND DESIGNATED HDG600P6 AND HDG600P
- FENCE COLOURS (WHERE REQUIRED) TO CONFORM TO BRISBANE CITY COUNCIL CORPORATE COLOUR PALETTE. REFER BSD-1003.
- GATE POSTS TO BE 80 NB (88.9 OD, 5.0 THICK) GALVANISED STEEL TUBE TO AS/NZS1163.
- CORNER, END AND EVERY EIGHTH POST TO BE 50 NB (60.3 OD, 3.6 THICK) GALVANISED STEEL TUBE TO AS/NZS1163.
- INTERMEDIATE POSTS AND GOOSE NECKED STAYS TO BE 32 NB (42.4 OD, 3.2 THICK) GALVANISED STEEL TUBE TO AS/NZS1163.
- STANDARD COUPLINGS (DOWN-EE FITTINGS, MONOWILLS, SENTAUR JOINTS, KEE-KLAMP, SWAGED JOINTS OR SIMILAR) MAY BE USED AS AN ALTERNATIVE TO WELDS
- GALVANISED STEEL END CAPS TO BE PROVIDED TO ALL POSTS.
- CORNER POSTS TO BE ADOPTED WHERE THE CHANGE IN ANGLE IN HORIZONTAL ALIGNMENT EXCEEDS 20 DEGREES.
- ALL WELDS TO BE 5 THICK C.F.W. (CONTINUOUS FILLET WELDS) TO AS1554.1 WITH COLD GALVANISING TREATMENT TO COMPLETED WELDS.
- 1800 CHAIN WIRE TO BE 3.15 THICK x 50 MESH TO AS2423. BARBED WIRE TO AS2423.
- STAYS TO BE PROVIDED AT END POSTS, GATE POSTS, CORNER POSTS AND EVERY EIGHTH POST.
- POSTS ARE TO BE VERTICAL AND EXTEND 150 MIN. BEYOND TOP WIRE.
- CABLES TO BE FORMED FROM TWO 3.15 DIAMETER WIRES TWISTED TOGETHER.
- ALL POSTS, STAYS AND CABLES ARE TO BE GALVANISED. HOT DIP GALVANISING: FERROUS OPEN SECTIONS TO AS4791, FERROUS HOLLOW SECTIONS TO AS4792.
- ALL CONCRETE TO BE GRADE N25.
- CHAIN WIRE TO BE FIXED USING 1.6 WIRE TIES AS FOLLOWS:
  - INTERMEDIATE POSTS AT 3 LOCATIONS;
  - END POSTS AT 3 LOCATIONS;
  - HORIZONTAL CABLE AT 375 CENTRES TO TOP CABLE;
  - HORIZONTAL CABLE AT 600 CENTRES TO MIDDLE CABLE;
  - HORIZONTAL CABLE AT 450 CENTRES TO BOTTOM CABLE.
- DIMENSIONS IN MILLIMETRES (UNO).

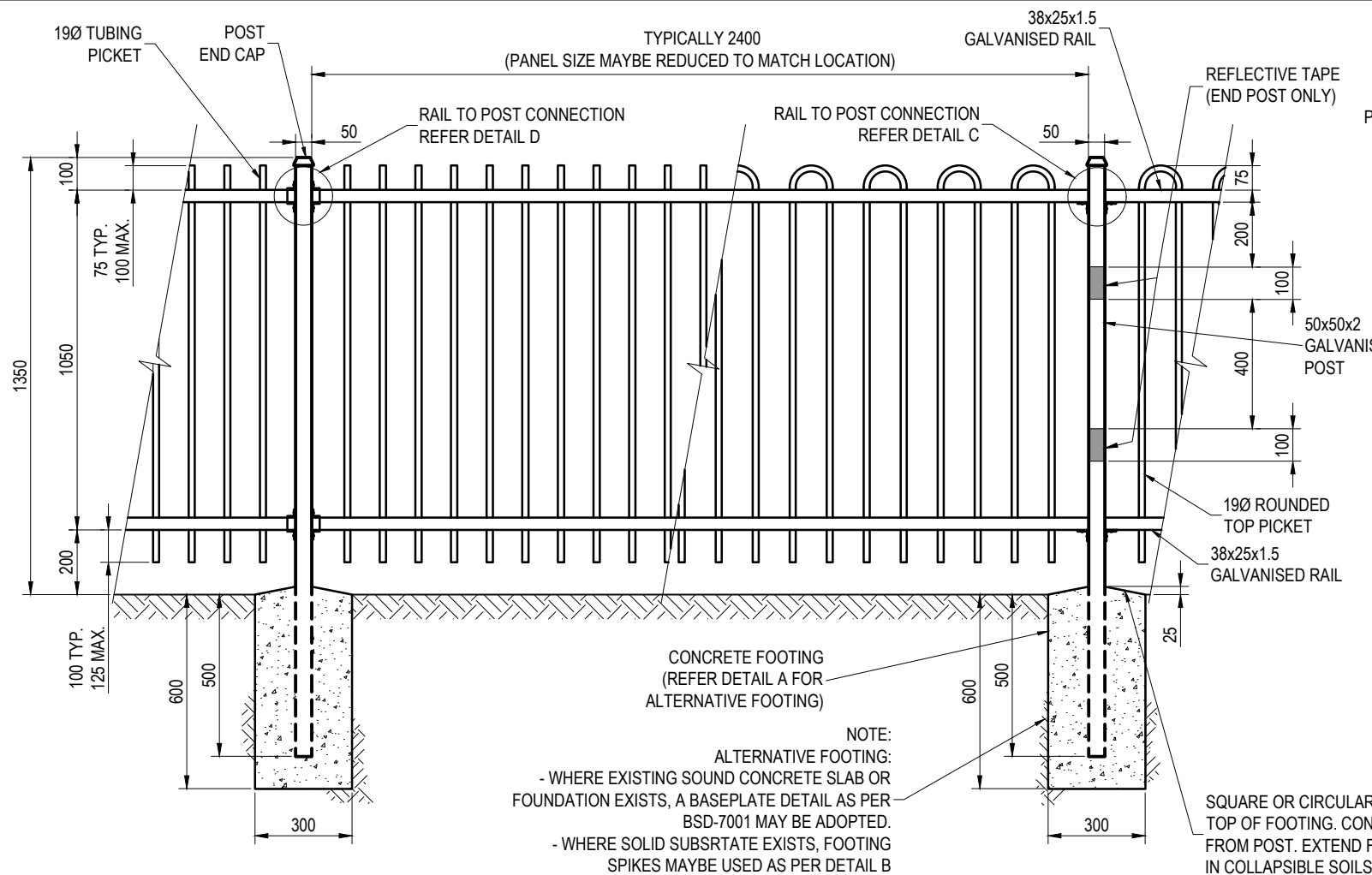
B	Drawing Title Amended	FEB '16		
A	Drawing Converted from UMS Series April 2014	APR '14	APR '14	APR '14
ISSUE	AMENDMENT	DRAWN DATE	CHK'D DATE	APPR'D DATE

DRAWING AUTHORISED FOR PUBLICATION B. BALL SIGNATURE ON ORIGINAL DATED 29/6/01 R.P.E.Q. 3852			
DESIGN	Std Dwgs Group	DATE	APRIL '01
ASSET ENGINEERING MANAGER STRATEGIC ASSET MANAGEMENT			
DRAWN	CITY DESIGN	DATE	APRIL '01
DESIGN APPROVED			
CHECKED	M. STEER	DATE	MAY '01
B. HANSEN SIGNATURE ON ORIGINAL DATED 27/6/01			
DRAWING FILENAME	BSD-7003 (B) Fence - 1.8m high chainwire.dwg		
ASSOCIATED PLANS	SUPERSEDES UMS-243		
PRINCIPAL ASSET OFFICER ROADS & DRAINAGE			

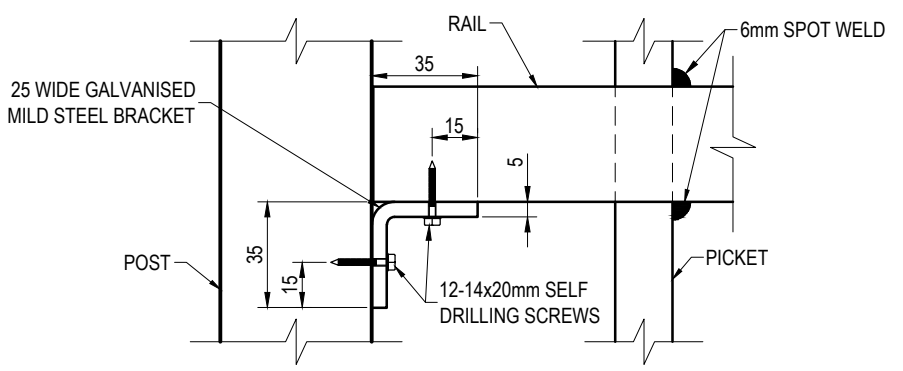


<b>BRISBANE CITY COUNCIL STANDARD DRAWING</b>	
SCALE NOT TO SCALE	
DWG No. <b>BSD-7003</b>	
ORIGINAL SIZE	REVISION
A3	B

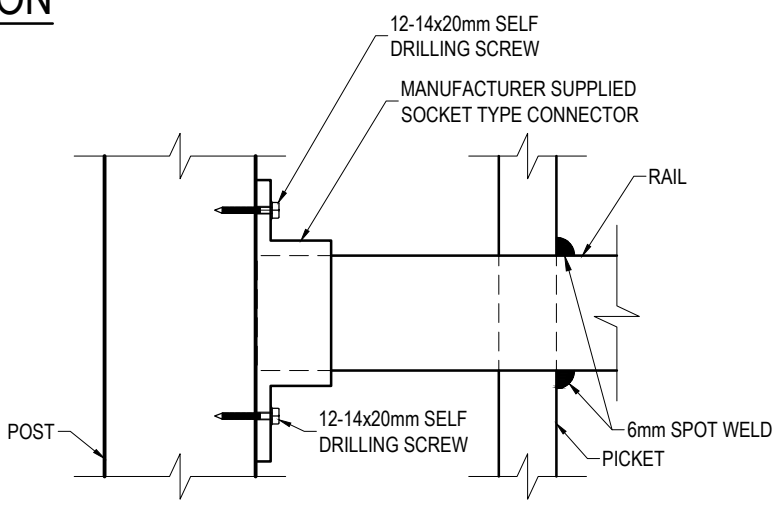
**FENCE  
1.8m HIGH  
CHAINWIRE**



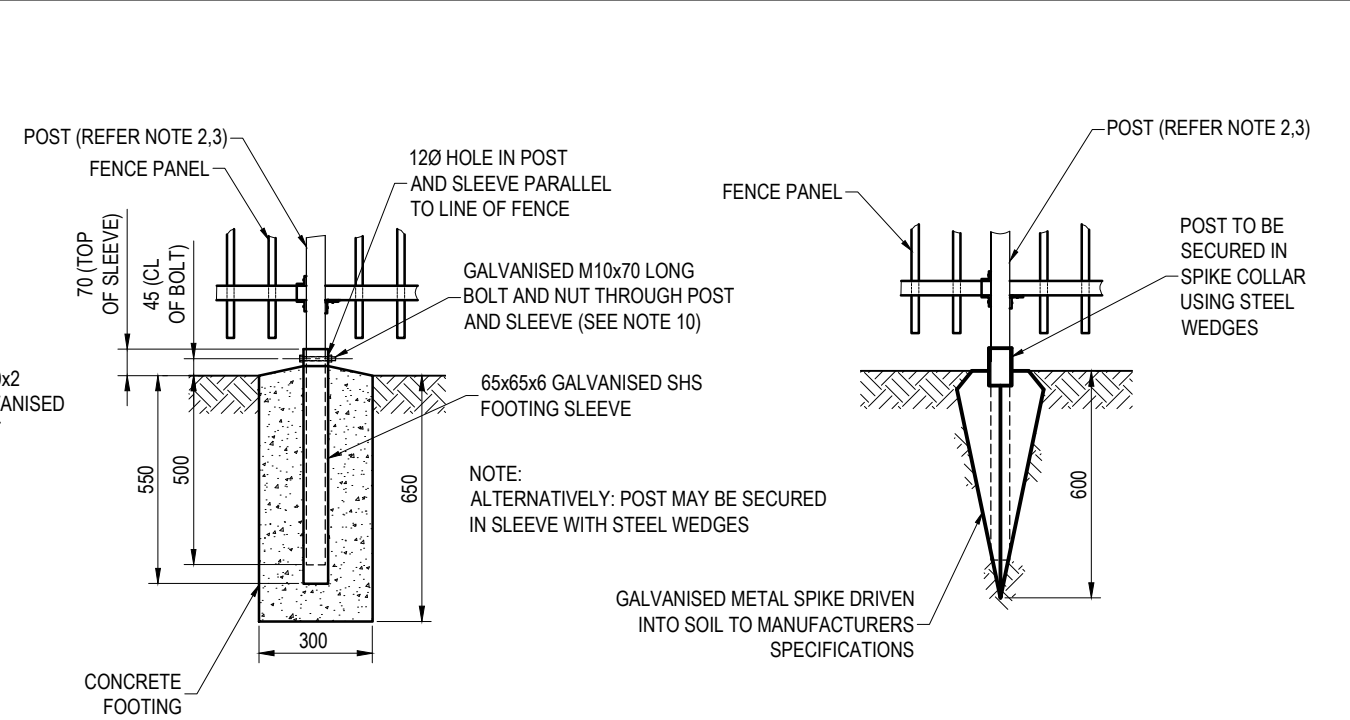
**TYPICAL SECTION**



**DETAIL C  
RAIL TO POST  
CONNECTION - OPTION 1**



**DETAIL D  
RAIL TO POST  
CONNECTION - OPTION 2**



**DETAIL A  
ALTERNATIVE FOOTING DETAIL  
FOOTING SLEEVE**

**DETAIL B**

**SPECIAL NOTE**  
PEDESTRIAN SAFETY FENCING TO BE USED ONLY IN SITUATIONS CLEAR OF POTENTIAL VEHICLE IMPACT OR NOT WITHIN THE CLEAR ZONE SO AS NOT TO BE A HAZARD TO VEHICLES. WHERE A SITUATION SUCH AS THIS EXISTS, A WELDED MESH FENCE IS TO BE USED - REFER BSD-7002.

**NOTES:**

1. THIS STANDARD IS NOT FOR USE IN A MARINE ENVIRONMENT. THE MARINE ENVIRONMENT COULD EXTEND UP TO 1 km FROM THE FORESHORE.
2. GATE, END AND INTERMEDIATE POSTS TO BE 50x50x2 GALVANISED STEEL SECTION TO AS 1163.
3. FENCE RAILS TO BE 38x25x1.5 GALVANISED STEEL SECTION TO AS 1163.
4. PANELS TO BE FIXED TO POSTS USING MANUFACTURER SUPPLIED SOCKET CONNECTORS OR 25 WIDE 35x35x2 GALVANISED MILD STEEL 'L' BRACKETS. BOTH CONNECTORS TO BE ATTACHED WITH GALVANISED 12-14x20mm HEXAGON HEAD SELF DRILLING (TEK) SCREWS.
5. PANELS TO BE 2400x1050 WITH 19 DIAMETER PICKETS, EITHER STRAIGHT TUBULAR OR ROUNDED TOP STYLE.
6. PICKETS TO PASS THROUGH TOP AND BOTTOM RAIL AND BE SECURED TO TOP AND UNDERSIDE OF RAIL WITH 6mm SPOT WELD.
7. HOT DIP GALVANISING: FERROUS OPEN SECTIONS TO AS 4791, FERROUS HOLLOW SECTIONS TO AS 4792.
8. ALL CONCRETE TO BE GRADE N25.
9. POSTS ARE TO BE VERTICAL.
10. POST SPIKES, WHERE USED, ARE TO BE INSTALLED TO MANUFACTURERS SPECIFICATIONS.
11. WHERE SLEEVES OR POST SPIKES ARE USED, POSTS ARE TO BE SECURED WITH BOLTS AS SHOWN OR STEEL WEDGES.
12. NUTS (WHERE USED) TO BE SPOT WELDED TO BOLTS AS AN ANTI-THEFT DETERRENT.
13. RAKED PANELS ARE AVAILABLE FOR SLOPES UP TO 1 IN 5.
14. THESE FENCES ARE INTENDED AS A PEDESTRIAN BARRIER AND ARE NOT TO BE USED IN SITUATIONS WHERE MOTOR VEHICLES REQUIRE RESTRAINT.
15. STEEL WORK TO BE POWDER COATED TO AS 4506 TO MATCH COLOUR CO-ORDINATION IN THE AREA. COLOUR FOR TRAFFIC APPLICATIONS TO BE EITHER BCC CORPORATE COLOUR PALETTE "GREY 3" (AS 2700-1996 "N65 GRAPHITE GREY" EQUIV.), "BLUE 3" (AS 2700S-1996 "B62 MIDNIGHT BLUE" EQUIV.), "GREEN 1" (AS 2700-1996 "G12 HOLLY" EQUIV.) OR BLACK (AS 2700-1996 "N61 BLACK" EQUIV.).
16. 100mm WIDE REFLECTIVE TAPE TO BE APPLIED TO END POSTS WHERE VEHICLE TRAFFIC CONFLICT MAY OCCUR.
17. DIMENSIONS IN MILLIMETRES (UNO).

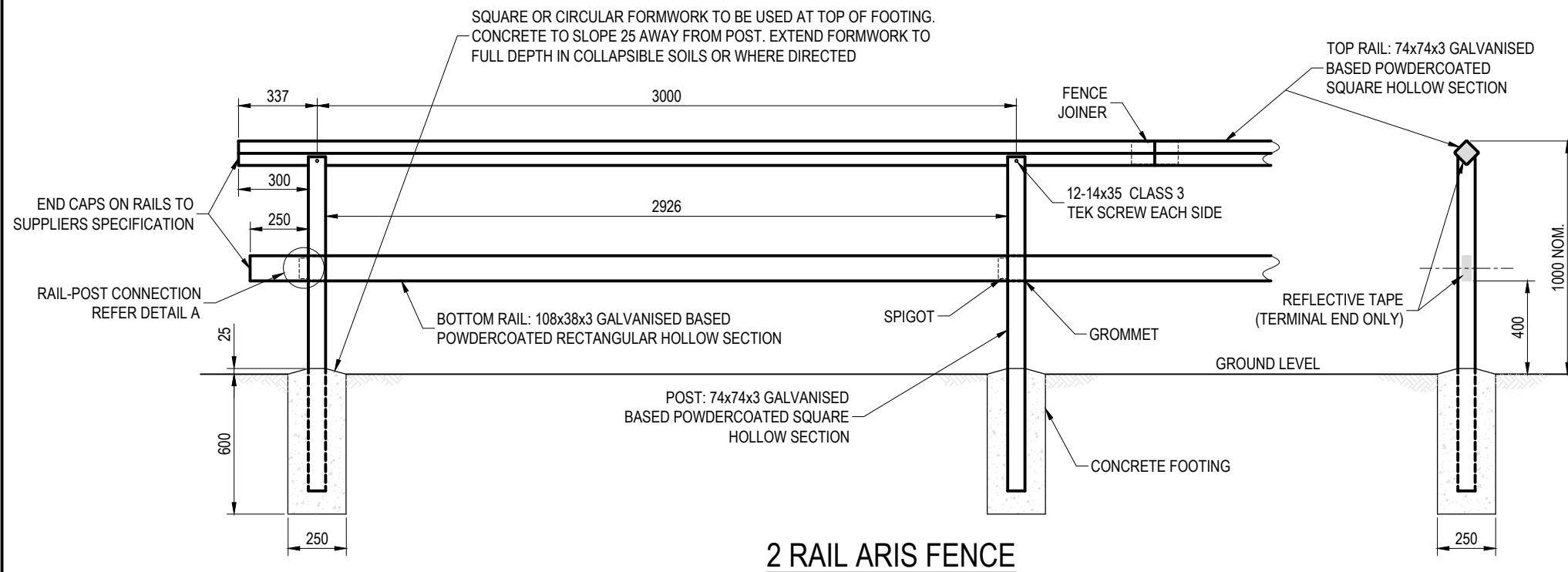
ISSUE	AMENDMENT	DRAWN DATE	CHK'D DATE	APPR'D DATE
C	Pailing Extension Dim. (Above/Below Rail) & Special Noted Added	MAY '18	JUL '18	NOV '18
B	Drawing Title Amended	FEB '16	JUL '16	JUL '16
A	Drawing Converted from UMS Series April 2014	APR '14	APR '14	APR '14

**DRAWING AUTHORISED FOR PUBLICATION**  
PAUL COTTON SIGNATURE ON ORIGINAL  
DATED 03/09/04 R.P.E.Q: 2546  
ASSET ENGINEERING MANAGER  
STRATEGIC ASSET MANAGEMENT  
**DESIGN APPROVED**  
BRUCE HANSEN SIGNATURE ON ORIGINAL  
DATED 03/09/04  
PRINCIPAL ENGINEER  
STRATEGIC INFRASTRUCTURE MANAGEMENT

DESIGN	UMD-IM (DL)	DATE	MAR '04
DRAWN	UMD-IM (DL)	DATE	MAR '04
CHECKED	UMD-IM	DATE	JUL '04
DRAWING FILENAME	BSD-7004 (C) Fence - Pedestrian safety.dwg		
ASSOCIATED PLANS	SUPERSEDES UMS-247		



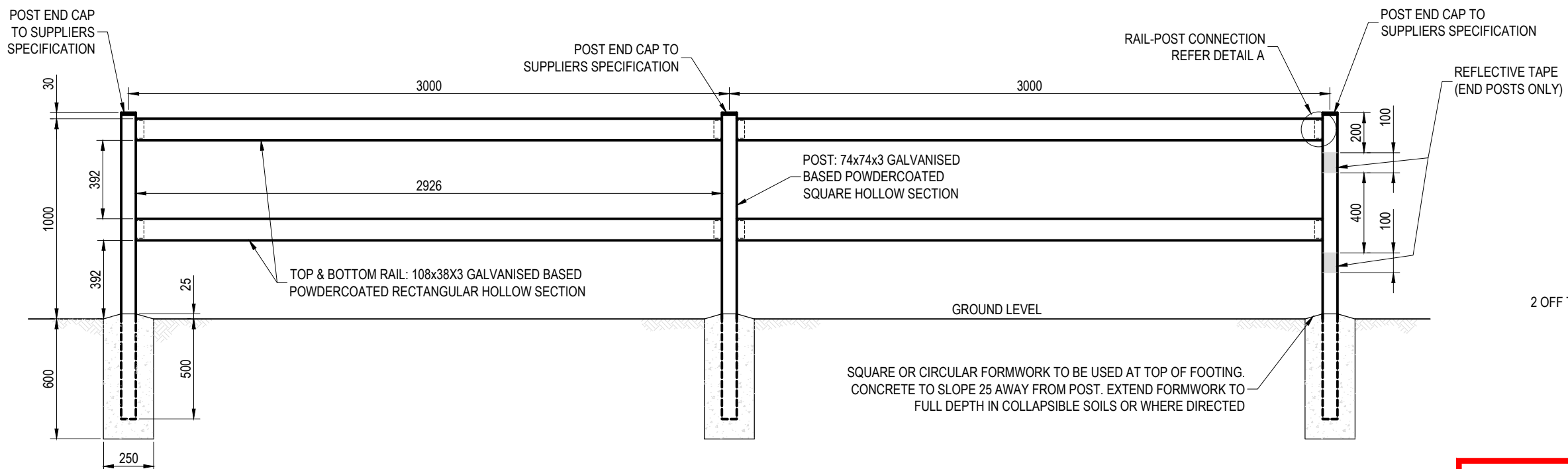
<b>BRISBANE CITY COUNCIL STANDARD DRAWING</b>	
FENCE PEDESTRIAN SAFETY	
SCALE	NOT TO SCALE
DWG No.	BSD-7004
ORIGINAL SIZE	REVISION
A3	C



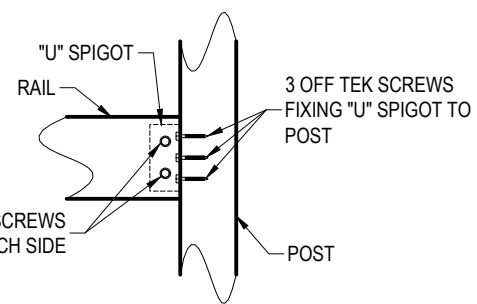
**2 RAIL ARIS FENCE**

**NOTES:**

1. THIS STANDARD IS NOT FOR USE IN A MARINE ENVIRONMENT. THE MARINE ENVIRONMENT COULD EXTEND UP TO 1km FROM THE FORESHORE.
2. POSTS AND ARIS FENCE TOP RAIL TO BE 74x74 GALVANISED BASED COLORBOND SQUARE HOLLOW SECTION.
3. ALL OTHER RAILS TO BE 108x38 GALVANISED BASED COLORBOND RECTANGULAR HOLLOW SECTION.
4. JOINTS AND CONNECTIONS TO MANUFACTURERS SPECIFICATIONS.
5. POSTS TO BE VERTICAL.
6. ALL CONCRETE TO BE GRADE N25.
7. TWO RAIL POST AND RAIL FENCES GENERALLY USED AS PEDESTRIAN PROTECTION ABOVE CULVERTS AND EMBANKMENTS AND AS VEHICLE DELINEATION ALONG SPLIT-LEVEL STREETS.
8. THESE FENCES ARE INTENDED AS A PEDESTRIAN BARRIER AND DELINEATION DEVICE AND ARE NOT TO BE USED IN SITUATIONS WHERE VEHICLES REQUIRE RESTRAINT.
9. STEEL POSTS AND RAILS MAYBE POWDER COATED TO AS 4506 TO MATCH COLOUR CO-ORDINATION IN THE AREA (IN ACCORDANCE WITH BCC CORPORATE COLOUR PALETTE, REFER BSD-1003).
10. 100mm WIDE REFLECTIVE TAPE TO BE APPLIED TO END POSTS AND/OR TERMINAL END OF RAILS WHERE VEHICLE TRAFFIC CONFLICT MAY OCCUR.
11. DIMENSIONS IN MILLIMETRES (U.N.O.).



**2 RAIL FENCE**



**DETAIL A**

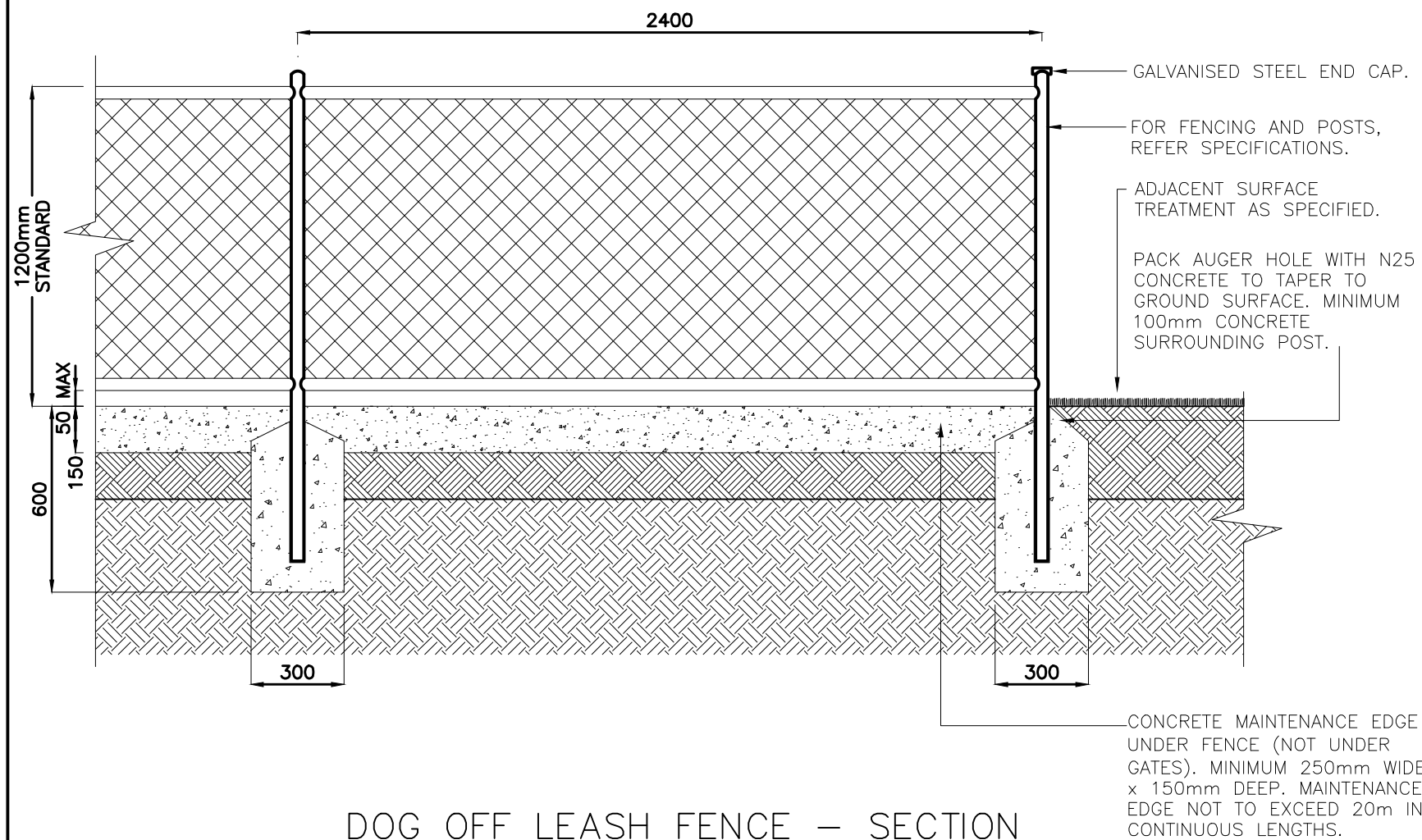
**SPECIAL NOTE**  
 TWO RAIL POST AND RAIL FENCING TO BE USED ONLY IN SITUATIONS CLEAR OF POTENTIAL VEHICLE IMPACT OR NOT WITHIN THE CLEAR ZONE SO AS NOT TO BE A HAZARD TO VEHICLES. WHERE A SITUATION SUCH AS THIS EXISTS, A WELDED MESH FENCE IS TO USED - REFER BSD-7002.

ISSUE	AMENDMENT	DRAWN DATE	CHK'D DATE	APPR'D DATE
C	Special Notes Added	JAN '19	APR '19	APR '19
B	Drawing Title Amended	FEB '16	JUL '16	JUL '16
A	Drawing Converted from UMS Series April 2014	APR '14	APR '14	APR '14

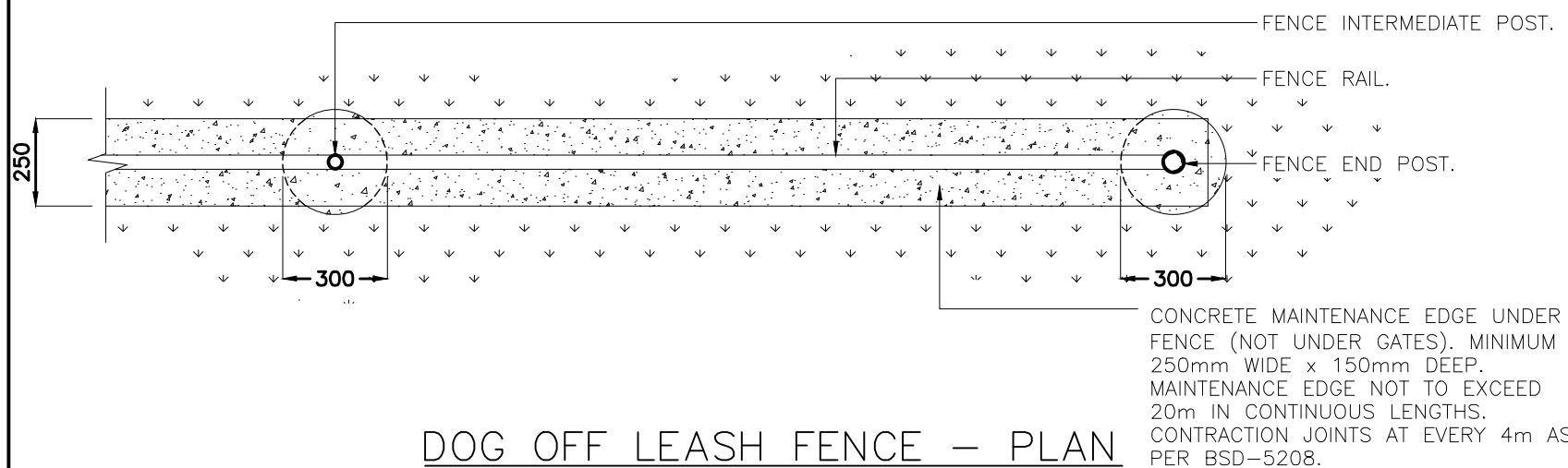
<b>DRAWING AUTHORISED FOR PUBLICATION</b> PAUL COTTON SIGNATURE ON ORIGINAL DATED 03/03/05 R.P.E.Q: 2546				DESIGN	UMD-IM (DL)	DATE	FEB '04
ASSET ENGINEERING MANAGER STRATEGIC ASSET MANAGEMENT				DRAWN	UMD-IM (DL)	DATE	FEB '04
<b>DESIGN APPROVED</b> BRUCE HANSEN SIGNATURE ON ORIGINAL DATED MAR '05				CHECKED	BH	DATE	MAR '05
PRINCIPAL ENGINEER STRATEGIC INFRASTRUCTURE MANAGEMENT				DRAWING FILENAME	BSD-7005 (C) Fence - Two rail, steel hollow section post and rail.dwg		
				ASSOCIATED PLANS	SUPERSEDES UMS-248		



<b>BRISBANE CITY COUNCIL STANDARD DRAWING</b>	
FENCE - TWO RAIL, STEEL HOLLOW SECTION POST AND RAIL FENCE	
SCALE	NOT TO SCALE
DWG No.	BSD-7005
ORIGINAL SIZE	REVISION
A3	C



**DOG OFF LEASH FENCE – SECTION**



**DOG OFF LEASH FENCE – PLAN**

## GENERAL NOTES & SPECIFICATIONS

- ENSURE DOG OFF LEASH FENCE IS LOCATED IN ACCORDANCE WITH DETAILED LANDSCAPE PLAN, AND PARKS CHAPTER OF INFRASTRUCTURE DESIGN PLANNING SCHEME POLICY.
- AUSTRALIAN STANDARDS SHALL BE IN ACCORDANCE WITH THE CURRENT EDITIONS OF THE REFERENCED AUSTRALIAN STANDARDS EXCEPT WHERE VARIED BY SPECIFICATIONS AND/OR DRAWINGS.
- MATERIAL CHOICES ARE TO BE DETERMINED ON THE GROUNDS OF SUSTAINABILITY, LOW MAINTENANCE, VANDAL RESISTANCE, PRODUCT AVAILABILITY AND SUITABILITY TO THE CLIMATIC CONDITIONS. WHERE POSSIBLE, MATERIALS ARE TO BE LOCALLY SOURCED.
- ENSURE DOG OFF LEASH FENCE IS CLEANED OF CONCRETE SLURRY OR SPRAY WHEN INSTALLED TO PREVENT STAINING OR DAMAGE TO APPLIED FINISHES.
- COLOUR SELECTION IN ACCORDANCE WITH STANDARD BCC CORPORATE COLOUR PALETTE. "BCC GREY 3" (AS 2700. "N65 GRAPHITE GREY" EQUIVALENT).
- STANDARD IS NOT FOR USE IN A MARINE ENVIRONMENT. THE MARINE ENVIRONMENT COULD EXTEND UP TO 1 km FROM THE FORESHORE.
- FOR NON-MARINE ENVIRONMENT, SUPPLY AND INSTALL 1200mm HIGH GALVANISED FENCE POST WITH TOP AND BOTTOM RAIL. ALL POSTS, RAILS AND FITTINGS TO BE GALVANISED STEEL TUBE TO AS 1163 THEN POWDER COATED.
- WHERE STANDARD IS REQUIRED FOR USE WITH MARINE ENVIRONMENT, THE FOLLOWING PROTECTION TREATMENT FOR STEELWORK IS REQUIRED:
  - HOT DIP GALVANISING: 85 MICRONS (600g/m<sup>2</sup>) MIN.
  - SWEEP ABRASIVE BLAST.
  - FIRST COAT: EPOXY PRIMER 75 MICRONS MIN.
  - SECOND COAT: TWO PACK ACRYLIC OR POLYURETHANE GLOSS 75 MICRONS MIN.
- ALL CHAINWIRE AND TIE WIRE (BOTH MARINE AND NON-MARINE APPLICATIONS) TO BE PVC COATED REFER BSD-7032 FOR SINGLE AND DOUBLE GATE REQUIREMENTS.
- OTHER SPECIFICATIONS:
  - GATE, CORNER AND END POSTS (CAPPED) – 50NB (60.3 OD, 3.6 THICK).
  - INTERMEDIATE (POSTS CAPPED) – 40NB (48.3 OD, 3.2 THICK).
  - RAILS AND BRACES – 40NB (48.3 OD, 3.2 THICK).
  - CHAINWIRE – 50mm NOMINAL MESH WITH 2.5mm PVC COATED WIRE.
  - CABLES & STRINGERS – PVC COATED 3.15mm.
  - PANELS – MAXIMUM SPAN – 2400mm.
- ALL POSTS ARE TO BE CONCRETED INTO GROUND 300x600mm DEEP.
- MAX. GAP OF 50mm UNDER FENCE. ANY GAPS BELOW FENCE OF MORE THAN 100mm ARE TO BE COVERED WITH INSTALLATION OF A BOTTOM STRINGER LINE, PVC COATED WITH AN IN LINE TENSIONER.
- ALL DIMENSIONS IN MILLIMETRES (U.N.O.).

## FIXTURES/FITTINGS & METAL WORK NOTES

- ALL WORKMANSHIP AND MATERIAL SHALL BE IN ACCORDANCE WITH AS 4100 & AS/NZS 1554.
- ALL METAL FINISHES TO BE IN ACCORDANCE WITH AS 4506.
- ALL FIXTURES/FITTINGS UNLESS SPECIFIED ARE TO BE HOT DIPPED GALVANISED. IN VICINITY OF SALTWATER/SPRAY, ENSURE ALL FASTENERS ARE STAINLESS STEEL. PLASTIC SEPARATORS SHALL BE PROVIDED TO AVOID CONTACT BETWEEN DISSIMILAR MATERIALS. STAINLESS STEEL GRADE 316 TO BE USED. WHERE POSSIBLE ALL FIXINGS TO BE TAMPER/VANDAL PROOF TO MINIMISE DAMAGE OR THEFT.
- ALL WELDS TO BE CONTINUOUS FILLET WELDS, GROUND OFF SMOOTH & FLUSH IN ACCORDANCE WITH AS 1554. GRIND SMOOTH EDGES & WELDS PRIOR TO HOT DIPPED GALVANISING OR APPLIED FINISHES.

## CONCRETE WORK NOTES

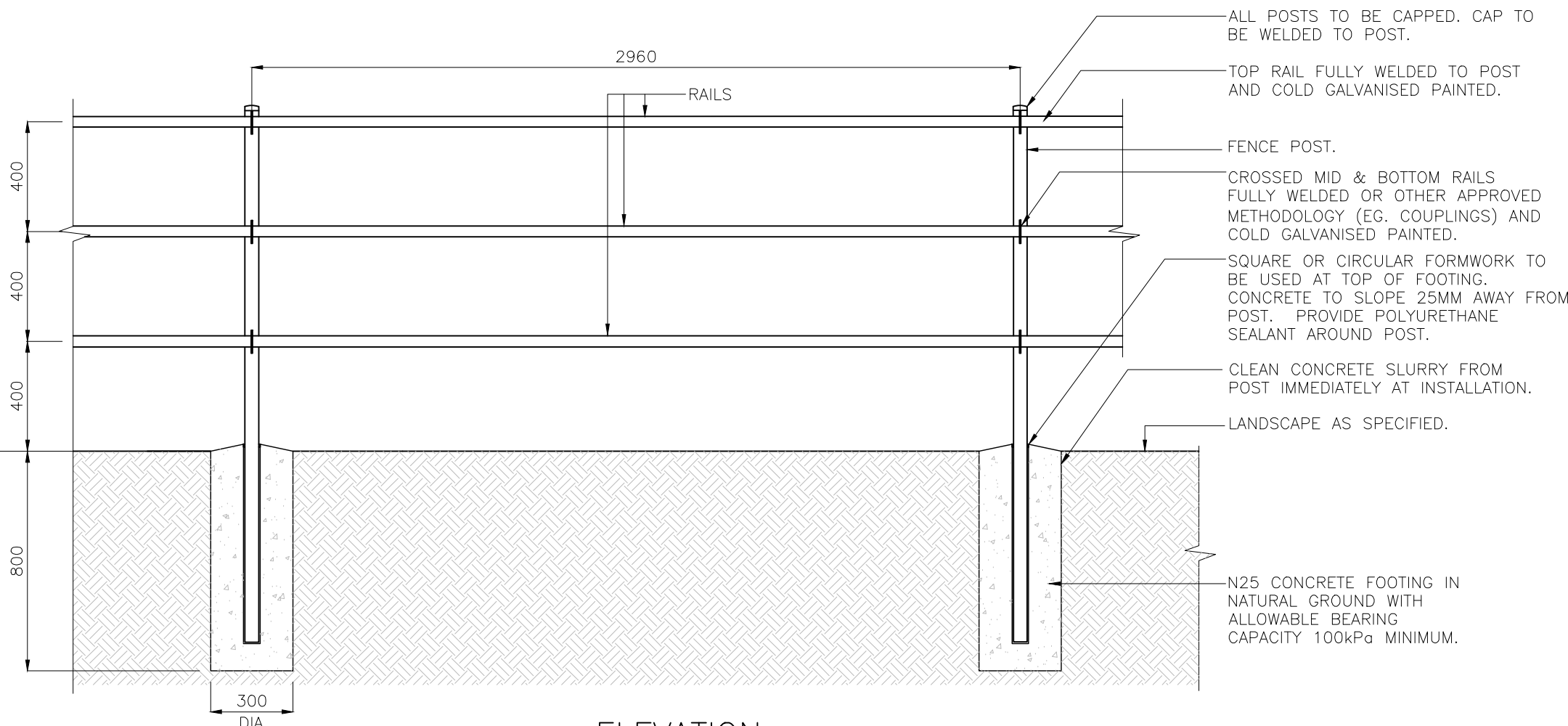
- ALL WORKMANSHIP AND MATERIAL SHALL BE IN ACCORDANCE WITH AS 3600.
- AT A MINIMUM ALL CONCRETE TO BE GRADE N25. CONCRETE SHALL BE NORMAL CLASS CONCRETE UNLESS DIRECTED OTHERWISE. N25 SHALL MEAN NORMAL CLASS CONCRETE WITH A 28 DAY CHARACTERISTIC STRENGTH OF 25MPa. CONCRETE MIX DESIGN SHALL BE SUBMITTED TO THE SITE SUPERINTENDENT FOR APPROVAL FIVE (5) DAYS PRIOR TO ORDERING.
- ALL CEMENT TO BE TYPE GP OR GB TO AS 3972 UNLESS SPECIFIED OTHERWISE.
- NORMAL AGGREGATE SIZE TO BE 20mm, SLUMP TO BE NOT GREATER THAN 80mm.
- THE BOTTOMS OF ALL FOOTINGS ARE TO BE CLEANED OF ALL LOOSE MATERIAL AND WATER PRIOR TO PLACING CONCRETE.

A	Drawing Converted From UMS Series April 2014	APR '14	APR '14	APR '14
ISSUE	AMENDMENT	DRAWN DATE	CHK'D DATE	APPR'D DATE

DRAWING AUTHORISED FOR PUBLICATION PAUL COTTON SIGNATURE ON ORIGINAL DATED 03/09/04 MANAGER INFRASTRUCTURE MANAGEMENT R.P.E.Q: 2546				DESIGN	Std Dwgs WG	DATE	OCT '13
DESIGN APPROVED LAUREN TEMPLEMAN SIGNATURE ON ORIGINAL DATED 31/08/04				DRAWN	CPO - P&D	DATE	OCT '13
PRICIPAL PROGRAM OFFICER PARKS				CHECKED	UMD - E&P - IMB	DATE	OCT '13
				DRAWING FILENAME	BSD-7007 (A) Fence - Dog off leash area.dwg		
				ASSOCIATED PLANS	SUPERSEDES UMS-726		



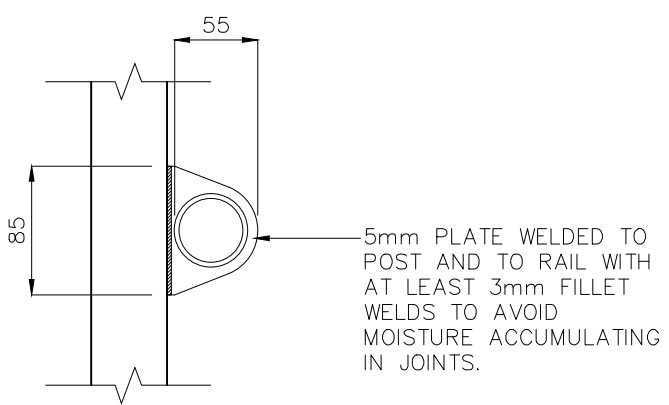
<b>BRISBANE CITY COUNCIL STANDARD DRAWING</b>	
SCALE 1:20	
DWG No. <b>BSD-7007</b>	
ORIGINAL SIZE A3	REVISION A



**ELEVATION**  
SCALE 1:20

MEMBER SCHEDULE	
ELEMENT	MEMBER
FENCE POST	60.3x3.6 CHS (50NB BLUE BAND)
GATE POST	114.3x4.5 CHS (100NB BLUE BAND)
RAILS	48.3x3.2 CHS (40NB BLUE BAND)

**SPECIAL NOTE**  
THE PURPOSE OF THIS STANDARD IS TO PROVIDE A BARRIER RESTRICTING ACCESS. IT IS NOT APPLICABLE FOR PROVIDING EDGE PROTECTION WHERE THERE IS RISK OF INJURY FROM A FALL GREATER THAN 1m. THIS INCLUDES LOCATIONS SUCH AS CULVERTS, BRIDGE CROSSINGS AND LARGE RETAINING WALLS.




**SECTION**  
SCALE 1:5

**GENERAL NOTES**

- ENSURE THAT WORK IS IN ACCORDANCE WITH BRISBANE CITY COUNCIL ENVIRONMENTAL BEST PRACTICE NOTES.
- SITE SETOUT TO BE VERIFIED BY SUPERINTENDENT OR LANDSCAPE ARCHITECT PRIOR TO THE COMMENCEMENT OF CONSTRUCTION WORKS.
- VERIFY LOCATION OF ALL SERVICES AND EASEMENTS PRIOR TO THE COMMENCEMENT OF WORKS.
- WRITTEN DIMENSIONS TAKE PRECEDENCE OVER SCALED DISTANCES.
- VERIFY ALL DIMENSIONS ON SITE PRIOR TO CONSTRUCTION.
- FOOTINGS HAVE BEEN DESIGNED ON THE ASSUMPTION THAT THE MINIMUM ALLOWABLE BEARING CAPACITY OF SOIL IS 100kPa.
- IN EACH CASE ENGINEERING CERTIFICATION AND MODIFICATION AS NECESSARY WILL BE REQUIRED FOR PARTICULAR SOIL AND SITE CONDITIONS.
- THE COPYRIGHT OF THIS DRAWING REMAINS THE PROPERTY OF THE BRISBANE CITY COUNCIL.
- DIMENSIONS IN MILLIMETRES (UNO)

**STEEL NOTES**

- WHERE FENCE IS FOR USE IN A NON-MARINE ENVIRONMENT (MORE THAN 1KM FROM THE FORESHORE), THE FOLLOWING PROTECTION TREATMENT IS REQUIRED:  
HOT DIP GALVANISING:  
- FERROUS OPEN SECTIONS TO AS4791  
- FERROUS HOLLOW SECTIONS TO AS4792  
STEEL WORK  
- MAY BE POWDERCOATED TO AS4506 - COLOUR 'MATT BLACK' IF REQUIRED.
- WHERE FENCE IS REQUIRED FOR USE WITHIN MARINE ENVIRONMENT (UP TO 1km FROM THE FORESHORE), THE FOLLOWING PROTECTION TREATMENT IS REQUIRED:  
HOT DIP GALVANISING:  
- 85 MICRONS (600G/M<sup>2</sup>) MIN;  
- SWEEP ABRASIVE BLAST;  
STEELWORK FIRST COAT:  
- EPOXY PRIMER 75 MICRONS MIN;  
STEELWORK SECOND COAT:  
- TWO PACK ACRYLIC OR POLYURETHANE GLOSS 75 MICRONS MIN;
- PAINT SYSTEMS TO BE IN ACCORDANCE WITH AS2312 AND IS DESIGNATED HDG600P6.
- ALL STEEL TUBE TO AS/NZ1163.
- POSTS TO BE VERTICAL.
- ALL RAILS ARE SWAGED AND WELDED. SWAGES TO BE ON INSIDE OF FENCE AND NOT FACING PUBLIC ROADS, ETC).
- ALL JOINTS TO BE FULLY WELDED. WELDS TO BE 5 THICK C.F.W (CONTINUOUS FILLET WELDS) TO AS554.1 WITH COLD GALVANISING TREATMENT TO COMPLETED WELDS.
- PREFERRED COLD GALVANISING TREATMENT FOR IN-SITU WELDS, CUT ENDS OR OTHER BARE STEEL IS TO APPLY 2 COATS OF INORGANIC ZINC PRIMER APPLIED BY BRUSH.
- STANDARD COUPLINGS (MONOWILLS, SENTAUR JOINTS, KEE-KLAMP, SWAGED JOINTS OR SIMILAR) FOR POST TO RAIL CONNECTIONS MAY BE USED AS AN ALTERNATIVE TO WELDS WHERE APPROVED. 11° MAX REFLECTION FROM HORIZONTAL FOR STANDARD COUPLINGS. FOR ANGLES GREATER THAN 11°, SPECIALIST COUPLINGS MAY BE USED UPON APPROVAL FROM COUNCIL.

DRAWING AUTHORISED FOR PUBLICATION					DESIGN	CPO - P&D	DATE	DEC '14		<b>BRISBANE CITY COUNCIL STANDARD DRAWING</b>	
ASSET ENGINEERING MANAGER STRATEGIC ASSET MANAGEMENT DESIGN APPROVED					DRAWN	CPO - P&D	DATE	DEC '14			
SENIOR CO-ORDINATOR NATURAL ENVIRONMENT ASSET SERVICES/BRISBANE INFRASTRUCTURE					CHECKED	BI - FSG - AS	DATE	DEC '14		DWG No.	<b>BSD-7008</b>
A	ORIGINAL ISSUE	DEC '14	DEC '14	DEC '14	DRAWING FILENAME	BSD-7008 (A) Fence - Natural area - Three rail.dwg				ORIGINAL SIZE	A3
ISSUE	AMENDMENT	DRAWN DATE	CHK'D DATE	APPR'D DATE	ASSOCIATED PLANS				REVISION	A	

**FENCE  
NATURAL AREA  
THREE RAIL**

## GENERAL NOTES

- ENSURE THAT WORK IS IN ACCORDANCE WITH BRISBANE CITY COUNCIL ENVIRONMENTAL BEST PRACTICE NOTES.
- SITE SETOUT TO BE VERIFIED BY SUPERINTENDENT OR LANDSCAPE ARCHITECT PRIOR TO THE COMMENCEMENT OF CONSTRUCTION WORKS.
- VERIFY LOCATION OF ALL SERVICES AND EASEMENTS PRIOR TO THE COMMENCEMENT OF WORKS.
- WRITTEN DIMENSIONS TAKE PRECEDENCE OVER SCALED DISTANCES.
- VERIFY ALL DIMENSIONS ON SITE PRIOR TO CONSTRUCTION.
- FOOTINGS HAVE BEEN DESIGNED ON THE ASSUMPTION THAT THE MINIMUM ALLOWABLE BEARING CAPACITY OF SOIL IS 100kPa.
- IN EACH CASE ENGINEERING CERTIFICATION AND MODIFICATION AS NECESSARY WILL BE REQUIRED FOR PARTICULAR SOIL AND SITE CONDITIONS.
- THE COPYRIGHT OF THIS DRAWING REMAINS THE PROPERTY OF THE BRISBANE CITY COUNCIL.
- DIMENSIONS IN MILLIMETRES (UNO)


## STEEL NOTES

1. WHERE FENCE IS FOR USE IN A NON-MARINE ENVIRONMENT (MORE THAN 1KM FROM THE FORESHORE), THE FOLLOWING PROTECTION TREATMENT IS REQUIRED:  
HOT DIP GALVANISING:  
- FERROUS OPEN SECTIONS TO AS4791  
- FERROUS HOLLOW SECTIONS TO AS4792  
STEEL WORK  
- MAY BE POWDERCOATED TO AS4506 - COLOUR 'MATT BLACK' IF REQUIRED.
2. WHERE FENCE IS REQUIRED FOR USE WITHIN MARINE ENVIRONMENT (UP TO 1km FROM THE FORESHORE), THE FOLLOWING PROTECTION TREATMENT IS REQUIRED:  
HOT DIP GALVANISING:  
- 85 MICRONS (600G/M<sup>2</sup>) MIN;  
- SWEEP ABRASIVE BLAST;  
STEELWORK FIRST COAT:  
- EPOXY PRIMER 75 MICRONS MIN;  
STEELWORK SECOND COAT:  
- TWO PACK ACRYLIC OR POLYURETHANE GLOSS 75 MICRONS MIN;
3. PAINT SYSTEMS TO BE IN ACCORDANCE WITH AS2312 AND IS DESIGNATED HDG600P6.
4. ALL GALVANISED STEEL TUBE TO AS1163.
5. STANDARD COUPLINGS (DOWN-EE FITTINGS) MAY BE USED AS AN ALTERNATIVE TO SWAGED JOINTS AND WELDS.
6. GALVANISED STEEL END CAPS TO BE PROVIDED TO ALL POSTS.
7. CORNER POSTS TO BE ADOPTED WHERE THE CHANGE IN ANGLE IN HORIZONTAL ALIGNMENT EXCEEDS 20 DEGREES..
8. ALL WELDS TO BE 6 THICK C.F.W (CONTINUOUS FILLET WELDS) TO AS1554.1 WITH COLD GALVANISING TREATMENT TO COMPLETED WELDS.
9. PREFERRED COLD GALVANISING TREATMENT FOR IN-SITU WELDS, CUT ENDS OR OTHER BARE STEEL IS TO APPLY 2 COATS OF INORGANIC ZINC PRIMER APPLIED BY BRUSH.
10. 1800 CHAIN WIRE TO BE 3.15 THICK X 50 PITCH MESH GALVANISED PVC TO AS 2423.
11. GOOSE NECKED STAYS TO BE PROVIDED AT END POSTS, GATE POSTS, CORNER POSTS AND EVERY EIGHTH POST.
12. POSTS ARE TO BE VERTICAL.
13. ALL CONCRETE TO BE N25.
14. CHAIN WIRE TO BE FIXED USING 2.0 WIRE TIES AS FOLLOWS:  
- INTERMEDIATE POSTS AT 3 LOCATIONS  
- END POSTS AT 3 LOCATIONS  
- HORIZONTAL CABLE AT 375 CENTRES TO TOP CABLE  
- HORIZONTAL CABLE AT 600 CENTRES TO MIDDLE CABLE  
- HORIZONTAL CABLE AT 450 CENTRES TO BOTTOM CABLE
15. GALV STEEL SHEETS TO BE POWDERCOATED OR PREPAINTED TO AS 2728, COLOURED ON BOTH SIDES. THE COLOUR SHALL BE 'MIST GREEN OR 'RIVER GUM' SUBJECT TO FINAL APPROVAL BY SUPERINTENDENT. SHEETS SHALL BE 0.42MM BMT, OVERLAPPED AT POSTS ONLY AND FASTENED TO POST BY POP RIVETS AT 150 CENTRES. SHEETING TO BE ON PARK SIDE OF FENCE.

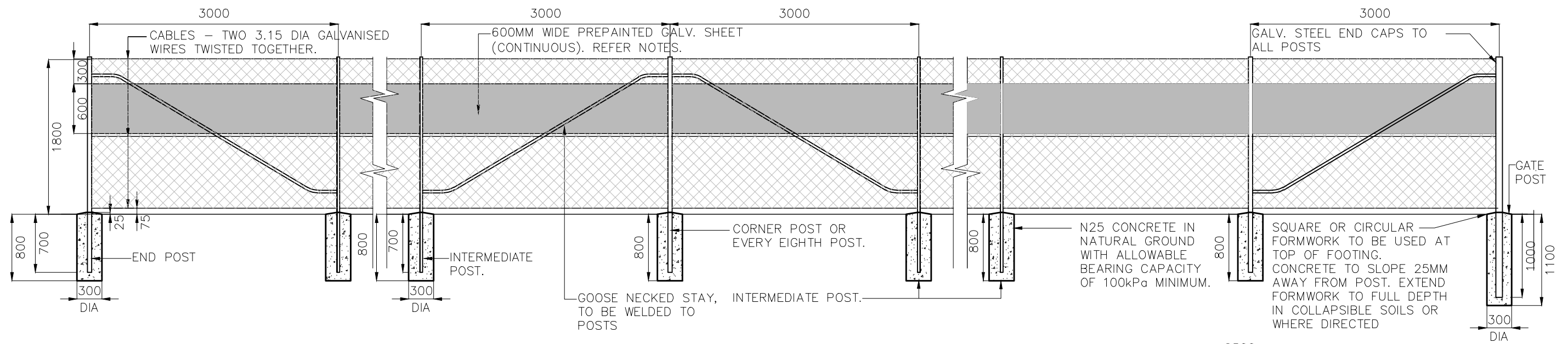
MEMBER SCHEDULE	
ELEMENT	MEMBER
END POST	60.3x3.6 CHS (50NB BLUE BAND)
CORNER POST	60.3x3.6 CHS (50NB BLUE BAND)
EVERY EIGHTH POST	60.3x3.6 CHS (50NB BLUE BAND)
INTERMEDIATE POST	42.4x3.2 CHS (32NB BLUE BAND)
GATE POST	88.9x3.2 CHS (80NB YELLOW BAND)
GOOSE NECKED STAY	42.4x3.2 CHS (32NB BLUE BAND)

**SPECIAL NOTE**

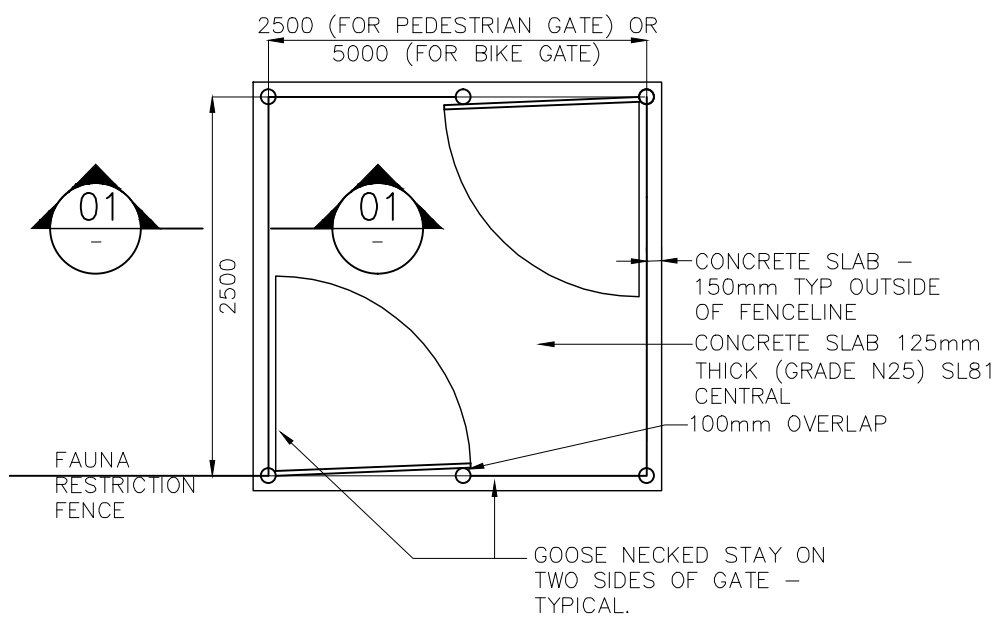
THE PURPOSE OF THIS STANDARD IS TO PROVIDE A BARRIER RESTRICTING ACCESS. IT IS NOT APPLICABLE FOR PROVIDING EDGE PROTECTION WHERE THERE IS RISK OF INJURY FROM A FALL GREATER THAN 1m. THIS INCLUDES LOCATIONS SUCH AS CULVERTS, BRIDGE CROSSINGS AND LARGE RETAINING WALLS.

					DRAWING AUTHORISED FOR PUBLICATION						<b>BRISBANE CITY COUNCIL STANDARD DRAWING</b>	
					ASSET ENGINEERING MANAGER STRATEGIC ASSET MANAGEMENT DESIGN APPROVED						SCALE AS SHOWN	
					SENIOR CO-ORDINATOR NATURAL ENVIRONMENT ASSET SERVICES/BRISBANE INFRASTRUCTURE				<b>FENCE – NATURAL AREA – CHAINWIRE FAUNA EXCLUSION FENCE – SHEET 1 OF 2</b>		DWG No. <b>BSD-7009</b>	
					ASSOCIATED PLANS BSD-7009-Sheet 2						ORIGINAL SIZE A3	
A	ORIGINAL ISSUE	DEC '14	DEC '14	DEC '14	DESIGN	CPO - P&D	DATE	DEC '14				
					DRAWN	CPO - P&D	DATE	DEC '14				
					CHECKED	BI - FSG - AS	DATE	DEC '14				
					DRAWING FILENAME	BSD-7009 (A) Fence - Natural area - Chainwire fauna exclusion fence - Sheet 1 of 2.dwg						
ISSUE	AMENDMENT	DRAWN DATE	CHK'D DATE	APPR'D DATE								

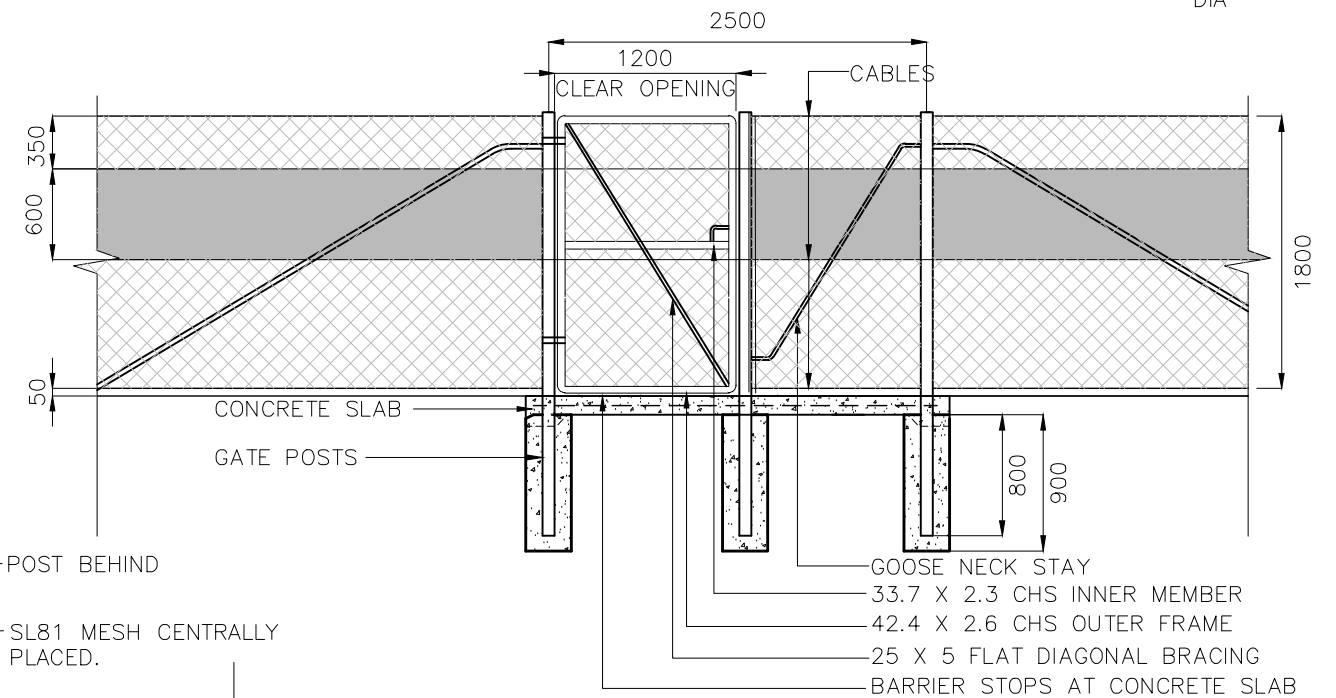




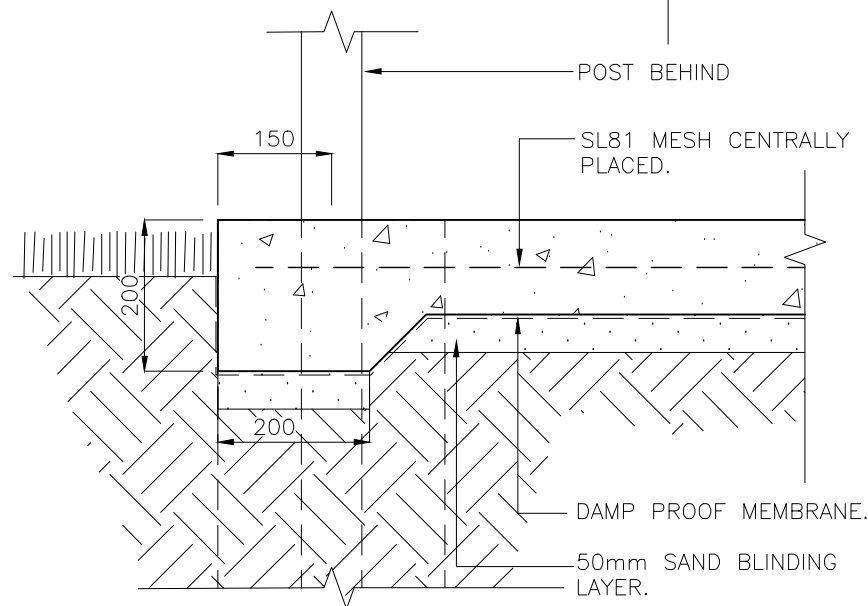
**ELEVATION**  
SCALE: 1:50



**TYPICAL PEDESTRIAN/BICYCLE GATE - PLAN**  
SCALE: 1:50




**TYPICAL PEDESTRIAN GATE - ELEVATION**  
SCALE: 1:50



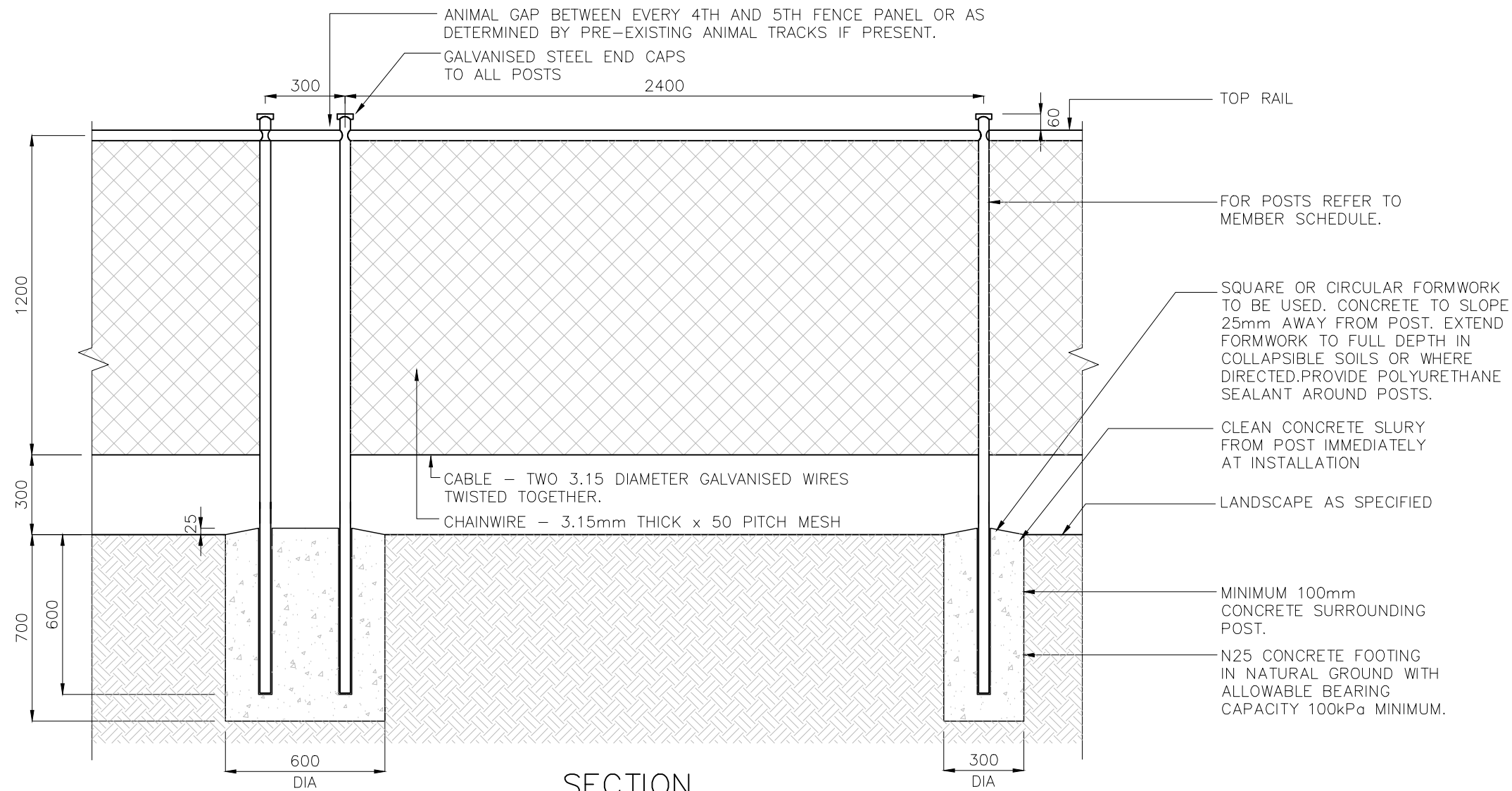
**SECTION 1-1**  
**SLAB EDGE THICKENING DETAIL**  
SCALE: 1:10

ISSUE	AMENDMENT	DRAWN DATE	CHK'D DATE	APPR'D DATE
A	ORIGINAL ISSUE	DEC '14	DEC '14	DEC '14

DRAWING AUTHORISED FOR PUBLICATION			
DESIGN	CPO - P&D	DATE	DEC '14
DRAWN	CPO - P&D	DATE	DEC '14
CHECKED	BI - FSG - AS	DATE	DEC '14
DRAWING FILENAME	BSD-7009 [A] Fence - Natural area - Chainwire Fauna exclusion fence - Sheet 2 of 2.dwg		
ASSOCIATED PLANS	BSD-7009-Sheet 1		
ASSET ENGINEERING MANAGER STRATEGIC ASSET MANAGEMENT DESIGN APPROVED			
SENIOR CO-ORDINATOR NATURAL ENVIRONMENT ASSET SERVICES/BRISBANE INFRASTRUCTURE			



<b>BRISBANE CITY COUNCIL STANDARD DRAWING</b>	
FENCE - NATURAL AREA - CHAINWIRE FAUNA EXCLUSION FENCE	
SHEET 2 OF 2	
SCALE	AS SHOWN
DWG No.	<b>BSD-7009</b>
ORIGINAL SIZE	A3
REVISION	A



SECTION  
1:20

MEMBER SCHEDULE	
ELEMENT	MEMBER
END POST	60.3x2.3 CHS (50NB GREEN BAND)
CORNER POST	60.3x2.3 CHS (50NB GREEN BAND)
INTERMEDIATE POST	48.3x2.3 CHS (40NB GREEN BAND)
TOP RAIL	48.3x2.3 CHS (40NB GREEN BAND)

**SPECIAL NOTE**  
THE PURPOSE OF THIS STANDARD IS TO PROVIDE A BARRIER RESTRICTING ACCESS. IT IS NOT APPLICABLE FOR PROVIDING EDGE PROTECTION WHERE THERE IS RISK OF INJURY FROM A FALL GREATER THAN 1m. THIS INCLUDES LOCATIONS SUCH AS CULVERTS, BRIDGE CROSSINGS AND LARGE RETAINING WALLS.

**FENCE FINISH**

**TYPE 1**  
STANDARD GALVANISED.

**TYPE 2**

MATT BLACK PVC COATED CHAIN WIRE, SUPPORT CABLES AND LACING WIRE. ALL POSTS, FIXINGS, COUPLINGS AND WIRE TO BE MATT BLACK.

**GENERAL NOTES**

- ENSURE THAT WORK IS IN ACCORDANCE WITH BRISBANE CITY COUNCIL ENVIRONMENTAL BEST PRACTICE NOTES.
- SITE SETOUT TO BE VERIFIED BY SUPERINTENDENT OR LANDSCAPE ARCHITECT PRIOR TO THE COMMENCEMENT OF CONSTRUCTION WORKS.
- VERIFY LOCATION OF ALL SERVICES AND EASEMENTS PRIOR TO THE COMMENCEMENT OF WORKS.
- WRITTEN DIMENSIONS TAKE PRECEDENCE OVER SCALED DISTANCES.
- VERIFY ALL DIMENSIONS ON SITE PRIOR TO CONSTRUCTION.
- FOOTINGS HAVE BEEN DESIGNED ON THE ASSUMPTION THAT THE MINIMUM ALLOWABLE BEARING CAPACITY OF SOIL IS 100kPa.
- IN EACH CASE ENGINEERING CERTIFICATION AND MODIFICATION AS NECESSARY WILL BE REQUIRED FOR PARTICULAR SOIL AND SITE CONDITIONS.
- THE COPYRIGHT OF THIS DRAWING REMAINS THE PROPERTY OF THE BRISBANE CITY COUNCIL.
- DIMENSIONS IN MILLIMETRES (UNO)

**STEEL NOTES**

- WHERE FENCE IS FOR USE IN A NON-MARINE ENVIRONMENT (MORE THAN 1KM FROM THE FORESHORE), THE FOLLOWING PROTECTION TREATMENT IS REQUIRED:  
HOT DIP GALVANISING:  
- FERROUS OPEN SECTIONS TO AS4791  
- FERROUS HOLLOW SECTIONS TO AS4792  
STEEL WORK  
- MAY BE POWDERCOATED TO AS4506 - COLOUR 'MATT BLACK' IF REQUIRED.
- WHERE FENCE IS REQUIRED FOR USE WITHIN MARINE ENVIRONMENT (UP TO 1km FROM THE FORESHORE), THE FOLLOWING PROTECTION TREATMENT IS REQUIRED:  
HOT DIP GALVANISING:  
- 85 MICRONS (600G/M<sup>2</sup>) MIN;  
- SWEEP ABRASIVE BLAST;  
STEELWORK FIRST COAT:  
- EPOXY PRIMER 75 MICRONS MIN;  
STEELWORK SECOND COAT:  
- TWO PACK ACRYLIC OR POLYURETHANE GLOSS 75 MICRONS MIN;
- PAINT SYSTEMS TO BE IN ACCORDANCE WITH AS2312 AND IS DESIGNATED HDG600P6.
- ALL GALVANISED STEEL TUBE TO AS1163.
- STANDARD COUPLINGS (MONOWILLS, SENTAUR JOINTS, KEE-KLAMP, SWAGED JOINTS OR SIMILAR) MAY BE USED AS AN ALTERNATIVE TO WELDS WHERE APPROVED.
- GALVANISED STEEL END CAPS TO BE PROVIDED TO ALL POSTS.
- POSTS ARE TO BE VERTICAL.
- ALL CONCRETE TO BE GRADE N25.
- ALL WELDS TO BE 6 THICK C.F.W (CONTINUOUS FILLET WELDS) TO AS1554.1 WITH COLD GALVANISING TREATMENT TO COMPLETED WELDS.
- PREFERRED COLD GALVANISING TREATMENT FOR IN-SITU WELDS, CUT ENDS OR OTHER BARE STEEL IS TO APPLY 2 COATS OF INORGANIC ZINC PRIMER APPLIED BY BRUSH.
- CHAIN WIRE TO BE 3.15 THICK X 50 PITCH MESH GALVANISED PVC TO AS 2423.
- CHAIN WIRE TO BE FIXED AS FOLLOWS:  
- LACE CONTINUOUSLY TO RAILS (2.0MM WIRE)  
- TIE TO POSTS AT 3 LOCATIONS PER POST (SPACE EVENLY, USE 2.0MM WIRE)  
- TIE TO CABLE USING 2.0MM WIRE @ 375MM CENTRES

ISSUE	AMENDMENT	DRAWN DATE	CHK'D DATE	APPR'D DATE
A	ORIGINAL ISSUE	DEC '14	DEC '14	DEC '14

DRAWING AUTHORISED FOR PUBLICATION			
DESIGN	CPO - P&D	DATE	DEC '14
DRAWN	CPO - P&D	DATE	DEC '14
CHECKED	BI - FSG - AS	DATE	DEC '14
DRAWING FILENAME	BSD-7010 (A) Fence - Natural area - Chainwire fauna friendly Fence.dwg		
ASSOCIATED PLANS			

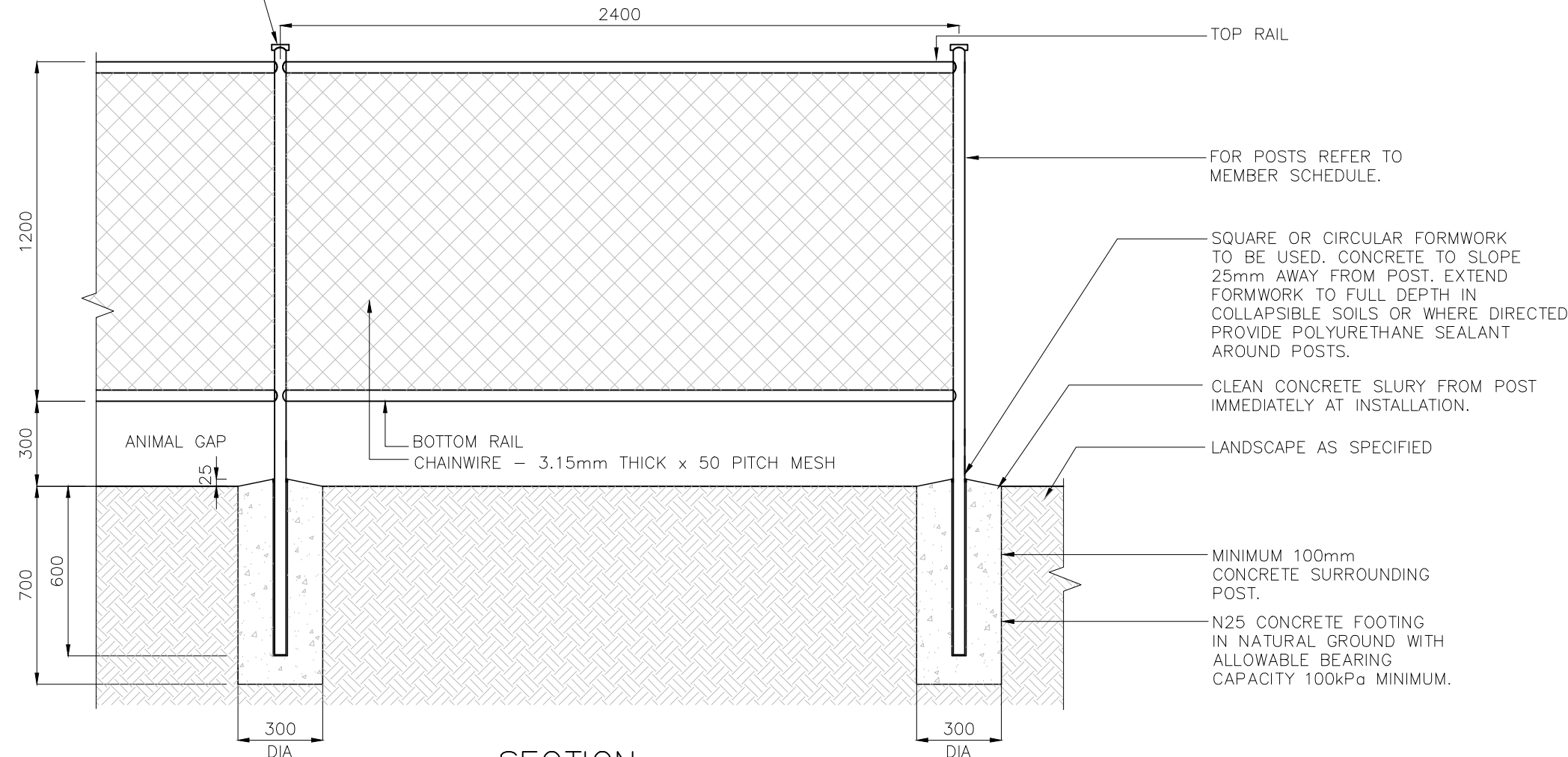


**BRISBANE CITY COUNCIL STANDARD DRAWING**

**FENCE - NATURAL AREA - CHAINWIRE FAUNA FRIENDLY FENCE**

SCALE: AS SHOWN  
DWG No: **BSD-7010**  
ORIGINAL SIZE: A3  
REVISION: A

GALVANISED STEEL END CAPS TO ALL POSTS



SECTION  
1:20

**FENCE FINISH**  
**TYPE 1**  
STANDARD GALVANISED

**TYPE 2**  
MATT BLACK PVC COATED CHAIN WIRE AND LACING WIRE.  
ALL POSTS, FIXINGS, COUPLINGS AND WIRE TO BE MATT BLACK

- TOP RAIL
- FOR POSTS REFER TO MEMBER SCHEDULE.
- SQUARE OR CIRCULAR FORMWORK TO BE USED. CONCRETE TO SLOPE 25mm AWAY FROM POST. EXTEND FORMWORK TO FULL DEPTH IN COLLAPSIBLE SOILS OR WHERE DIRECTED. PROVIDE POLYURETHANE SEALANT AROUND POSTS.
- CLEAN CONCRETE SLURY FROM POST IMMEDIATELY AT INSTALLATION.
- LANDSCAPE AS SPECIFIED
- MINIMUM 100mm CONCRETE SURROUNDING POST.
- N25 CONCRETE FOOTING IN NATURAL GROUND WITH ALLOWABLE BEARING CAPACITY 100kPa MINIMUM.

MEMBER SCHEDULE	
ELEMENT	MEMBER
END POST	60.3x3.6 CHS (50NB BLUE BAND)
CORNER POST	60.3x3.6 CHS (50NB BLUE BAND)
INTERMEDIATE POST	48.3x3.2 CHS (40NB BLUE BAND)
TOP RAIL	48.3x3.2 CHS (40NB BLUE BAND)
BOTTOM RAIL	48.3x3.2 CHS (40NB BLUE BAND)

**GENERAL NOTES**

- ENSURE THAT WORK IS IN ACCORDANCE WITH BRISBANE CITY COUNCIL ENVIRONMENTAL BEST PRACTICE NOTES.
- SITE SETOUT TO BE VERIFIED BY SUPERINTENDENT OR LANDSCAPE ARCHITECT PRIOR TO THE COMMENCEMENT OF CONSTRUCTION WORKS.
- VERIFY LOCATION OF ALL SERVICES AND EASEMENTS PRIOR TO THE COMMENCEMENT OF WORKS.
- WRITTEN DIMENSIONS TAKE PRECEDENCE OVER SCALED DISTANCES.
- VERIFY ALL DIMENSIONS ON SITE PRIOR TO CONSTRUCTION.
- FOOTINGS HAVE BEEN DESIGNED ON THE ASSUMPTION THAT THE MINIMUM ALLOWABLE BEARING CAPACITY OF SOIL IS 100KPA.
- IN EACH CASE ENGINEERING CERTIFICATION AND MODIFICATION AS NECESSARY WILL BE REQUIRED FOR PARTICULAR SOIL AND SITE CONDITIONS.
- THE COPYRIGHT OF THIS DRAWING REMAINS THE PROPERTY OF THE BRISBANE CITY COUNCIL.
- DIMENSIONS IN MILLIMETRES (UNO)

**STEEL NOTES**

1. WHERE FENCE IS FOR USE IN A NON-MARINE ENVIRONMENT (MORE THAN 1KM FROM THE FORESHORE), THE FOLLOWING PROTECTION TREATMENT IS REQUIRED:  
HOT DIP GALVANISING:  
- FERROUS OPEN SECTIONS TO AS4791  
- FERROUS HOLLOW SECTIONS TO AS4792  
STEEL WORK  
- MAY BE POWDERCOATED TO AS4506 - COLOUR 'MATT BLACK' IF REQUIRED.
2. WHERE FENCE IS REQUIRED FOR USE WITHIN MARINE ENVIRONMENT (UP TO 1km FROM THE FORESHORE), THE FOLLOWING PROTECTION TREATMENT IS REQUIRED:  
HOT DIP GALVANISING:  
- 85 MICRONS (600G/M<sup>2</sup>) MIN;  
- SWEEP ABRASIVE BLAST;  
STEELWORK FIRST COAT:  
- EPOXY PRIMER 75 MICRONS MIN;  
STEELWORK SECOND COAT:  
- TWO PACK ACRYLIC OR POLYURETHANE GLOSS 75 MICRONS MIN;
3. PAINT SYSTEMS TO BE IN ACCORDANCE WITH AS2312 AND IS DESIGNATED HDG600P6.
4. ALL GALVANISED STEEL TUBE TO AS1163.
5. STANDARD COUPLINGS (DOWN-EE FITTINGS) MAY BE USED AS AN ALTERNATIVE TO SWAGED JOINTS AND WELDS.
6. GALVANISED STEEL END CAPS TO BE PROVIDED TO ALL POSTS.
7. POSTS ARE TO BE VERTICAL.
8. ALL CONCRETE TO BE GRADE N25.
9. ALL WELDS TO BE 6 THICK C.F.W (CONTINUOUS FILLET WELDS) TO AS1554.1 WITH COLD GALVANISING TREATMENT TO COMPLETED WELDS.
10. PREFERRED COLD GALVANISING TREATMENT FOR IN-SITU WELDS, CUT ENDS OR OTHER BARE STEEL IS TO APPLY 2 COATS OF INORGANIC ZINC PRIMER APPLIED BY BRUSH.
11. CHAIN WIRE TO BE 3.15 THICK X 50 PITCH MESH GALVANISED PVC TO AS 2423.
12. CHAIN WIRE TO BE FIXED AS FOLLOWS:  
- LACE CONTINUOUSLY TO RAILS (2.0MM WIRE)  
- TIE TO POSTS AT 2 LOCATIONS PER POST (SPACE EVENLY, USE 2.0MM WIRE)
13. GALVANISED TUBULAR HANDRAILS TO BE USED ONLY IN SITUATIONS CLEAR OF LONGITUDINAL VEHICLE IMPACT.
14. THESE FENCES ARE INTENDED AS A PEDESTRIAN BARRIER AND ARE NOT TO BE USED IN SITUATIONS WHERE MOTOR VEHICLES REQUIRE RESTRAINT.

ISSUE	AMENDMENT	DRAWN DATE	CHK'D DATE	APPR'D DATE
A	ORIGINAL ISSUE	DEC '14	DEC '14	DEC '14

DRAWING AUTHORISED FOR PUBLICATION			
DESIGN	CPO - P&D	DATE	DEC '14
DRAWN	CPO - P&D	DATE	DEC '14
CHECKED	BI - FSG - AS	DATE	DEC '14
DRAWING FILENAME	BSD-7011 (A) Fence - Natural area - Chainwire handrail.dwg		
ASSOCIATED PLANS			



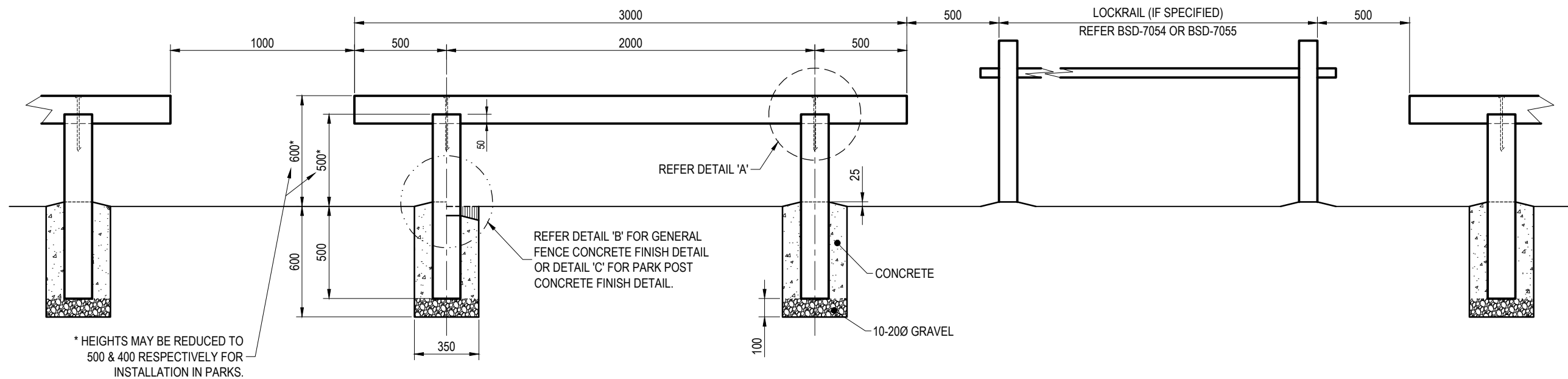
**BRISBANE CITY COUNCIL STANDARD DRAWING**

SCALE AS SHOWN

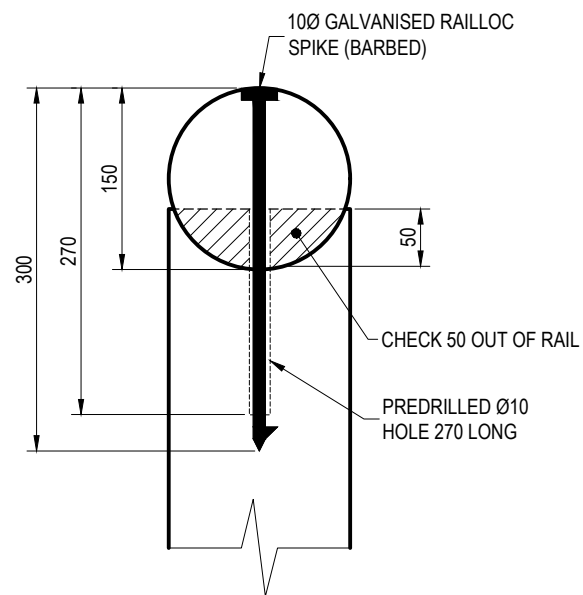
DWG No. **BSD-7011**

ORIGINAL SIZE A3 REVISION A

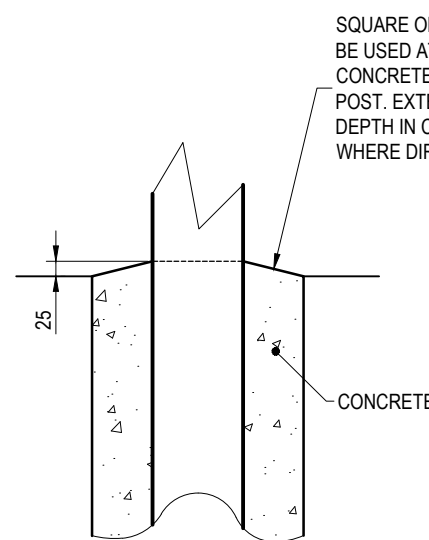
**FENCE NATURAL AREA CHAINWIRE HANDRAIL**



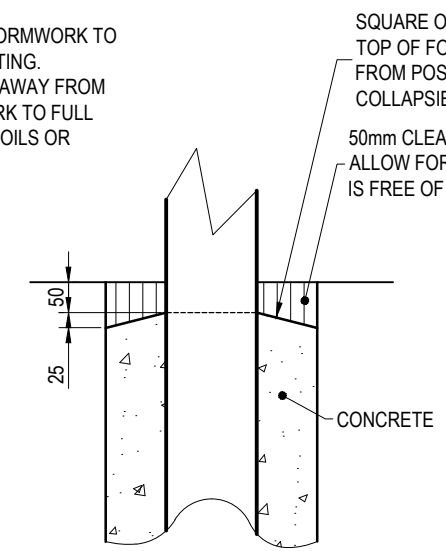
**SECTION**



**DETAIL 'A'**



**DETAIL 'B'**  
GENERAL FENCE CONCRETE FINISH DETAIL



**DETAIL 'C'**  
PARK FENCE CONCRETE FINISH DETAIL


SQUARE OR CIRCULAR FORMWORK TO BE USED AT TOP OF FOOTING. CONCRETE TO SLOPE 25 AWAY FROM POST. EXTEND FORMWORK TO FULL DEPTH IN COLLAPSIBLE SOILS OR WHERE DIRECTED.

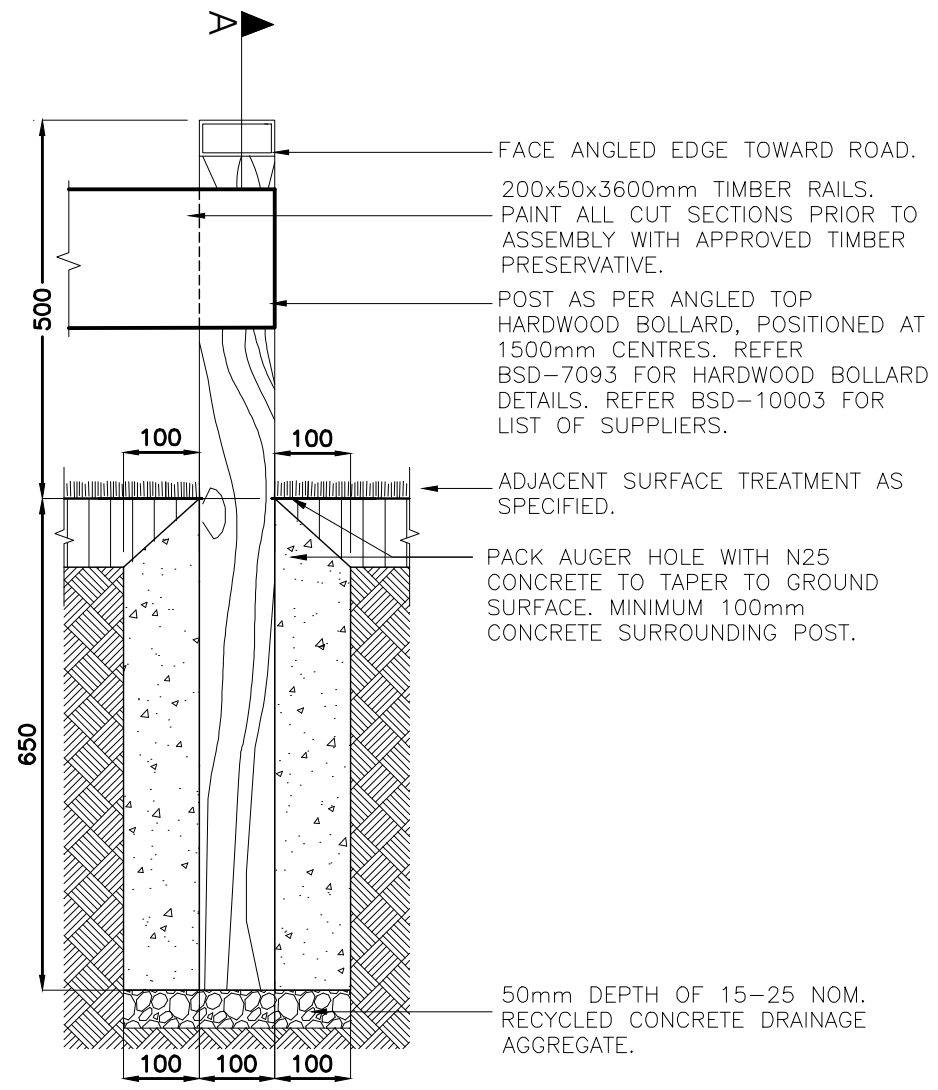
SQUARE OR CIRCULAR FORMWORK TO BE USED AT TOP OF FOOTING. CONCRETE TO SLOPE 25 AWAY FROM POST. EXTEND FORMWORK TO FULL DEPTH IN COLLAPSIBLE SOILS OR WHERE DIRECTED.  
50mm CLEAN TOPSOIL OVER FOOTING TO ALLOW FOR GRASS COVER. ENSURE SOIL IS FREE OF ROCKS, STICKS ETC.

**NOTES:**

1. ALL CONCRETE TO BE GRADE N25.
2. LOG BARRIERS TO BE 150 DIAMETER, 'A' GRADE SUPERLOGS OR EQUIVALENT.
3. ALL POSTS AND RAILS TO BE PRESERVATIVE TREATED TO HAZARD CLASS H4 TO AS1604.1 AND HAVE A DURABILITY CLASS 1 OR 2 TO AS5604. ALL POSTS AND RAILS SHALL EITHER BE:
  - CCA TREATED PINE FOR GENERAL USE (e.g. NOT WITHIN PARKS).
  - ACQ TREATED PINE FOR USE WITHIN PARKS.
4. PRIOR TO INSTALLATION, ALL CUTS, EDGES, JOINTS TO RECEIVE LIBERAL COATINGS WITH AN APPROVED TIMBER PRESERVATIVE (CELLEVIT OR EQUIVALENT).
5. ALL TIMBER TO BE FREE OF KNOTS, SPLINTERS, CRACKS OR ANY MAJOR DEFECT.
6. WHERE USED ADJACENT TO OFF-ROAD BICYCLE FACILITIES, REFER TO STANDARD DRAWING BSD-5002.
7. FENCE TYPE ONLY TO BE USED ONLY IN SITUATIONS CLEAR OF LONGITUDINAL VEHICLE IMPACT SO AS NOT TO BE A POTENTIAL SPEARING HAZARD TO MOTORISTS.
8. IF A CONTINUOUS RAIL IS SPECIFIED, POSTS TO BE SPACED 2000.
9. DIMENSIONS IN MILLIMETRES (U.N.O.).

THE FITNESS FOR PURPOSE OF THIS STANDARD DRAWING FOR A SPECIFIC PROJECT SHALL BE ASSESSED AND ACCEPTED BY A SUITABLY QUALIFIED REGISTERED PROFESSIONAL ENGINEER OF QUEENSLAND (RPEQ).

	<b>BRISBANE CITY COUNCIL STANDARD DRAWING</b>		PUBLISH DATE March 2021	
	<b>FENCE LOG BARRIER 600mm HIGH</b>		SCALE NOT TO SCALE	
			DRAWING NUMBER <b>BSD-7012</b>	
	ORIGINAL SIZE <b>A3</b>	REVISION <b>C</b>		



**FOOTING, RAIL & POST – SECTION**  
SCALE 1:10

**GENERAL NOTES & SPECIFICATIONS**

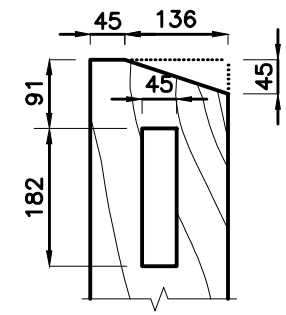
- ENSURE BARRIERS ARE LOCATED IN ACCORDANCE WITH DETAILED LANDSCAPE PLAN AND PARKS CHAPTER OF INFRASTRUCTURE DESIGN PLANNING SCHEME POLICY.
- AUSTRALIAN STANDARDS SHALL BE IN ACCORDANCE WITH THE CURRENT EDITIONS OF THE REFERENCED AUSTRALIAN STANDARDS EXCEPT WHERE VARIED BY SPECIFICATIONS AND/OR DRAWINGS.
- MATERIAL CHOICES ARE TO BE DETERMINED ON THE GROUNDS OF SUSTAINABILITY, LOW MAINTENANCE, VANDAL RESISTANCE, PRODUCT AVAILABILITY AND SUITABILITY TO THE CLIMATIC CONDITIONS WHERE POSSIBLE, MATERIALS ARE TO BE LOCALLY SOURCED.
- ENSURE BOLLARDS & POSTS ARE CLEANED OF CONCRETE SLURRY OR SPRAY WHEN INSTALLED TO PREVENT STAINING OR DAMAGE TO APPLIED FINISHES.
- COLOUR SELECTION IN ACCORDANCE WITH STANDARD BCC CORPORATE COLOUR PALETTE (& AS 2700 EQUIVALENT).
- BARRIERS TO BE IN A STRAIGHT LINE OR AS DIRECTED. LOCATE BARRIERS ON PARK BOUNDARY, OR SET BACK 600mm FROM EDGE OF INTERNAL ROAD, OR AS SHOWN ON PLAN.
- ALL DIMENSIONS IN MILLIMETRES (U.N.O.).

**CONCRETE WORK NOTES**

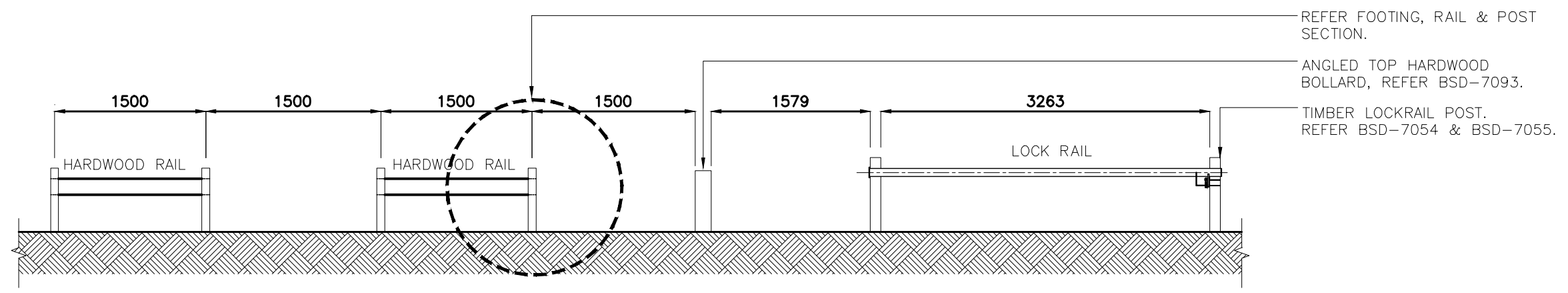
- ALL WORKMANSHIP AND MATERIAL SHALL BE IN ACCORDANCE WITH AS 3600.
- AT A MINIMUM ALL CONCRETE TO BE GRADE N25. CONCRETE SHALL BE NORMAL CLASS CONCRETE UNLESS DIRECTED OTHERWISE. N25 SHALL MEAN NORMAL CLASS CONCRETE WITH A 28 DAY CHARACTERISTIC STRENGTH OF 25MPa. CONCRETE MIX DESIGN SHALL BE SUBMITTED TO THE SITE SUPERINTENDENT FOR APPROVAL FIVE (5) DAYS PRIOR TO ORDERING.
- ALL CEMENT TO BE TYPE GP OR GB TO AS 3972 UNLESS SPECIFIED OTHERWISE.
- NORMAL AGGREGATE SIZE TO BE 20mm, SLUMP TO BE NOT GREATER THAN 80mm.
- THE BOTTOMS OF ALL FOOTINGS ARE TO BE CLEANED OF ALL LOOSE MATERIAL AND WATER PRIOR TO PLACING CONCRETE.

**TIMBER WORK NOTES**


- TIMBER SHOULD BE SOURCED FROM LEGAL AND SUSTAINABLE SOURCES. TIMBERS ARE CONSIDERED ACCEPTABLE WHERE THERE IS A HIGH DEGREE OF CERTAINTY THAT THEY ARE FROM FORESTS, EITHER NATIVE OR PLANTATION, THAT ARE LEGALLY HARVESTED AND SUSTAINABLY MANAGED. THE CONTRACTOR IS TO SUBMIT EVIDENCE THAT THE TIMBER HAS BEEN OBTAINED FROM A LEGAL AND SUSTAINABLE SOURCE.
- ALL TIMBER TO BE ACQ PRESSURE TREATED OR TANALITH E (COPPER AZOL) TO AS 1608 TREATED ROUGH SAWN APPEARANCE GRADE HARDWOOD OF ONE SPECIES.
- ALL EXPOSED EDGES TO RECEIVE MIN. 5mm WIDE ARRIS.
- PRIOR TO INSTALLATION, ALL CUTS, EDGES, JOINTS TO RECEIVE LIBERAL COATINGS WITH AN APPROVED TIMBER PRESERVATIVE.
- ALL TIMBER IN CONTACT WITH GROUND TO BE PRESERVATIVE TREATED TO HAZARD CLASS H5 TO AS 1604 AND HAVE A DURABILITY CLASS 1 OR 2 TO AS 5604.
- ALL TIMBER TO BE FREE OF KNOTS, SPLINTERS, CRACKS OR ANY MAJOR DEFECT.
- TIMBER PRESERVATIVES – WHERE NO FINISH SPECIFIED, ALL TIMBER TO RECEIVE 3 No COATS OF CLEAR APPROVED TIMBER PRESERVATIVE SUCH AS COPPER NAPHTHENATE OIL (FOR ABOVE GROUND USE) AND COPPER NAPHTHENATE EMULSION (FOR BELOW GROUND USE) – COAT ENTIRE BOLLARD PRIOR TO PLACING.

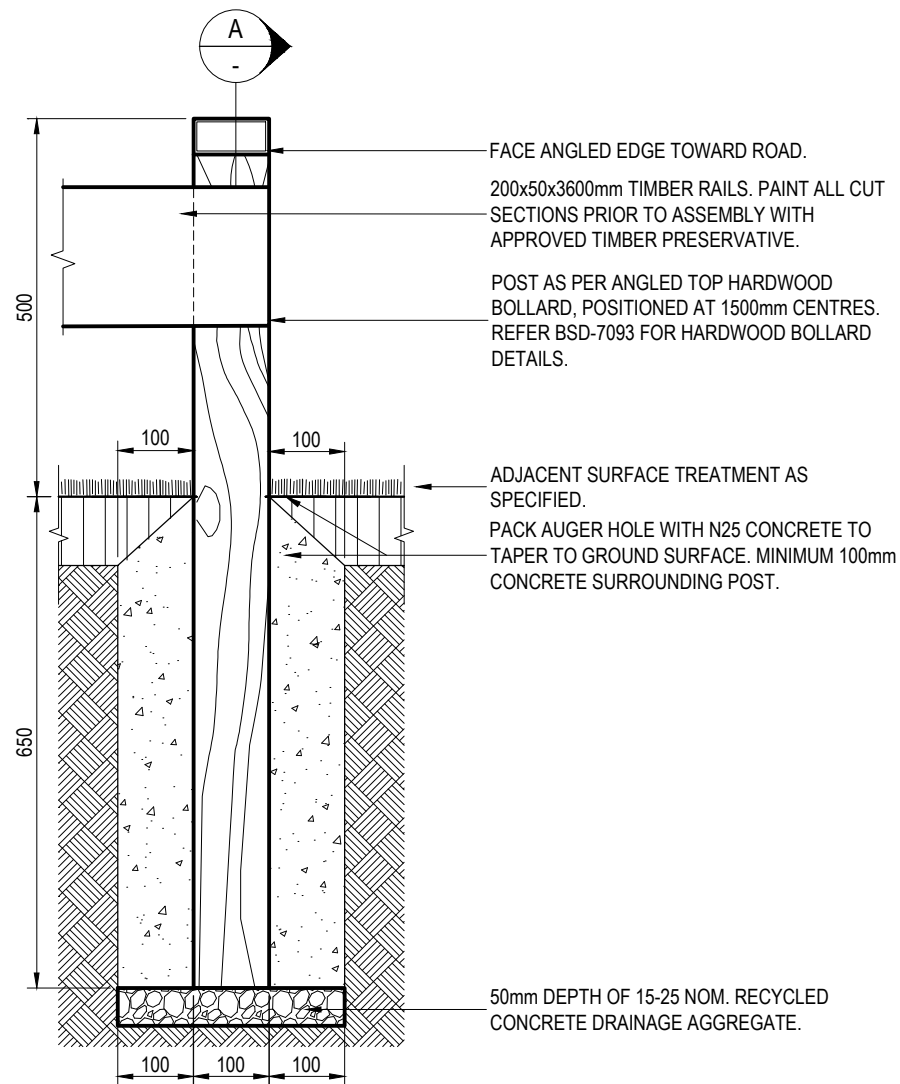


**RAIL FIXING DETAIL – ELEVATION A**  
SCALE 1:10



**HARDWOOD RAIL SETOUT – ELEVATION**  
SCALE 1:50

				DRAWING AUTHORISED FOR PUBLICATION PAUL COTTON SIGNATURE ON ORIGINAL DATED 03/09/04 MANAGER INFRASTRUCTURE MANAGEMENT R.P.E.Q: 2546				DESIGN	Std Dwg WG	DATE	OCT '13	 <b>BRISBANE CITY COUNCIL STANDARD DRAWING</b>	
				DESIGN APPROVED LAUREN TEMPLEMAN SIGNATURE ON ORIGINAL DATED 31/08/04				DRAWN	CPO - P&D	DATE	OCT '13		
A	Drawing Converted From UMS Series April 2014			APR '14	APR '14	APR '14	CHECKED	UMD - E&P & IMB	DATE	OCT '13	<b>FENCE – PARKS – DRESSED HARDWOOD BARRIER</b> SCALE AS SHOWN <b>BSD-7013</b> ORIGINAL SIZE A3 REVISION A		
ISSUE	AMENDMENT			DRAWN DATE	CHK'D DATE	APPR'D DATE	DRAWING FILENAME	BSD-7013 (A) Fence - Parks - Dressed hardwood barrier.dwg		ASSOCIATED PLANS			SUPERSEDES UMS-732



FACE ANGLED EDGE TOWARD ROAD.  
 200x50x3600mm TIMBER RAILS. PAINT ALL CUT SECTIONS PRIOR TO ASSEMBLY WITH APPROVED TIMBER PRESERVATIVE.  
 POST AS PER ANGLED TOP HARDWOOD BOLLARD, POSITIONED AT 1500mm CENTRES. REFER BSD-7093 FOR HARDWOOD BOLLARD DETAILS.

ADJACENT SURFACE TREATMENT AS SPECIFIED.  
 PACK AUGER HOLE WITH N25 CONCRETE TO TAPER TO GROUND SURFACE. MINIMUM 100mm CONCRETE SURROUNDING POST.

50mm DEPTH OF 15-25 NOM. RECYCLED CONCRETE DRAINAGE AGGREGATE.

**FOOTING, RAIL & POST - SECTION**  
 SCALE 1:10

**GENERAL NOTES & SPECIFICATIONS**

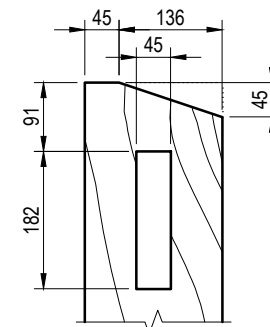
- G1. ENSURE BARRIERS ARE LOCATED IN ACCORDANCE WITH DETAILED LANDSCAPE PLAN AND PARKS CHAPTER OF INFRASTRUCTURE DESIGN PLANNING SCHEME POLICY.
- G2. AUSTRALIAN STANDARDS SHALL BE IN ACCORDANCE WITH THE CURRENT EDITIONS OF THE REFERENCED AUSTRALIAN STANDARDS EXCEPT WHERE VARIED BY SPECIFICATIONS AND/OR DRAWINGS.
- G3. MATERIAL CHOICES ARE TO BE DETERMINED ON THE GROUNDS OF SUSTAINABILITY, LOW MAINTENANCE, VANDAL RESISTANCE, PRODUCT AVAILABILITY AND SUITABILITY TO THE CLIMATIC CONDITIONS WHERE POSSIBLE, MATERIALS ARE TO BE LOCALLY SOURCED.
- G4. ENSURE BOLLARDS & POSTS ARE CLEANED OF CONCRETE SLURRY OR SPRAY WHEN INSTALLED TO PREVENT STAINING OR DAMAGE TO APPLIED FINISHES.
- G5. COLOUR SELECTION IN ACCORDANCE WITH STANDARD BCC CORPORATE COLOUR PALETTE (& AS2700 EQUIVALENT).
- G6. BARRIERS TO BE IN A STRAIGHT LINE OR AS DIRECTED. LOCATE BARRIERS ON PARK BOUNDARY, OR SET BACK 600mm FROM EDGE OF INTERNAL ROAD, OR AS SHOWN ON PLAN.
- G7. ALL DIMENSIONS IN MILLIMETRES (U.N.O.).

**CONCRETE WORK NOTES**

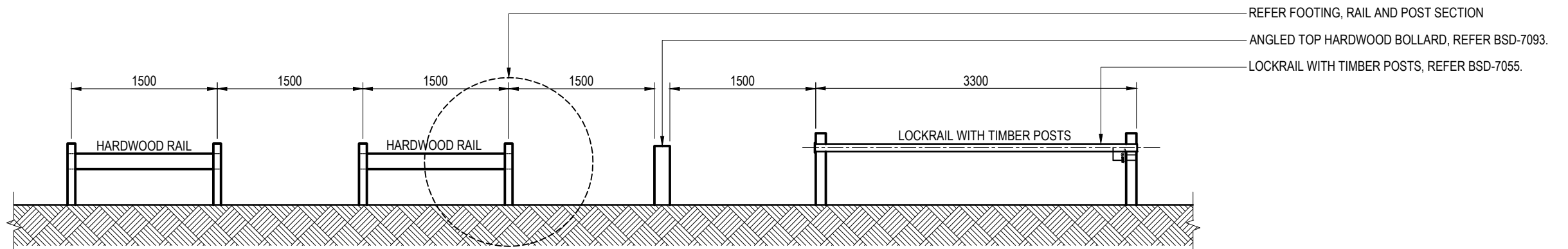
- C1. ALL WORKMANSHIP AND MATERIAL SHALL BE IN ACCORDANCE WITH AS 3600.
- C2. AT A MINIMUM ALL CONCRETE TO BE GRADE N25. CONCRETE SHALL BE NORMAL CLASS CONCRETE UNLESS DIRECTED OTHERWISE. N25 SHALL MEAN NORMAL CLASS CONCRETE WITH A 28 DAY CHARACTERISTIC STRENGTH OF 25MPa. CONCRETE MIX DESIGN SHALL BE SUBMITTED TO THE SITE SUPERINTENDENT FOR APPROVAL FIVE (5) DAYS PRIOR TO ORDERING.
- C3. ALL CEMENT TO BE TYPE GP OR GB TO AS 3972 UNLESS SPECIFIED OTHERWISE.
- C4. NORMAL AGGREGATE SIZE TO BE 20mm, SLUMP TO BE NOT GREATER THAN 80mm.
- C5. THE BOTTOMS OF ALL FOOTINGS ARE TO BE CLEANED OF ALL LOOSE MATERIAL AND WATER PRIOR TO PLACING CONCRETE.

**TIMBER WORK NOTES**


- T1. TIMBER SHOULD BE SOURCED FROM LEGAL AND SUSTAINABLE SOURCES. TIMBERS ARE CONSIDERED ACCEPTABLE WHERE THERE IS A HIGH DEGREE OF CERTAINTY THAT THEY ARE FROM FORESTS, EITHER NATIVE OR PLANTATION, THAT ARE LEGALLY HARVESTED AND SUSTAINABLY MANAGED. THE CONTRACTOR IS TO SUBMIT EVIDENCE THAT THE TIMBER HAS BEEN OBTAINED FROM A LEGAL AND SUSTAINABLE SOURCE.
- T2. ALL TIMBER TO BE ACQ PRESSURE TREATED OR TANALITH E (COPPER AZOL) TO AS1608 TREATED ROUGH SAWN APPEARANCE GRADE HARDWOOD OF ONE SPECIES.
- T3. ALL EXPOSED EDGES TO RECEIVE MIN. 5mm WIDE ARRIS.
- T4. PRIOR TO INSTALLATION, ALL CUTS, EDGES, JOINTS TO RECEIVE LIBERAL COATINGS WITH AN APPROVED TIMBER PRESERVATIVE.
- T5. ALL TIMBER IN CONTACT WITH GROUND TO BE PRESERVATIVE TREATED TO HAZARD CLASS H5 TO AS1604 AND HAVE A DURABILITY CLASS 1 OR 2 TO AS5604.
- T6. ALL TIMBER TO BE FREE OF KNOTS, SPLINTERS, CRACKS OR ANY MAJOR DEFECT.
- T7. TIMBER PRESERVATIVES - WHERE NO FINISH SPECIFIED, ALL TIMBER TO RECEIVE 3 No COATS OF CLEAR APPROVED TIMBER PRESERVATIVE SUCH AS COPPER NAPHTHATE OIL (FOR ABOVE GROUND USE) AND COPPER NAPHTHATE EMULSION (FOR BELOW GROUND USE) - COAT ENTIRE BOLLARD PRIOR TO PLACING.

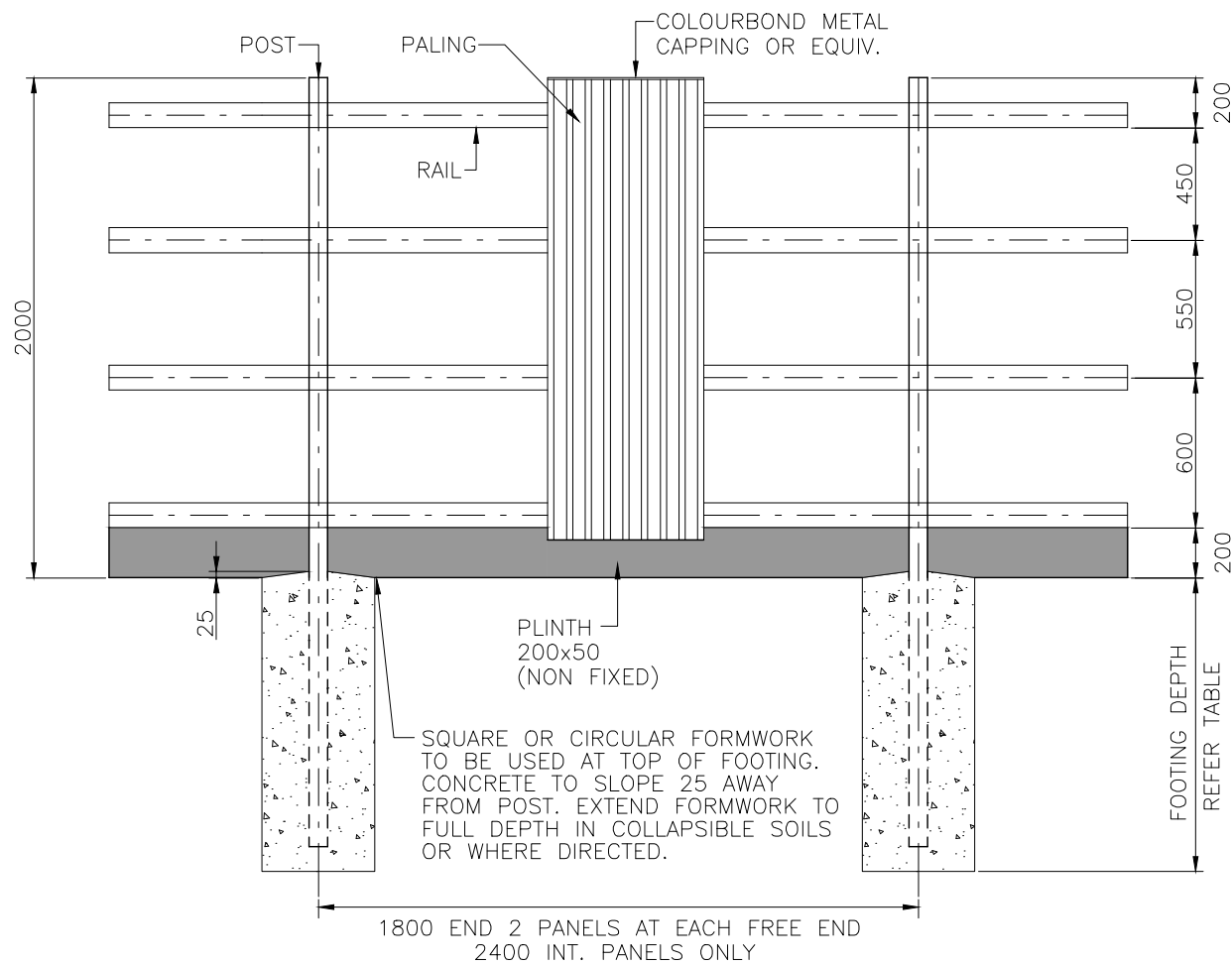


**RAIL FIXING DETAIL - ELEVATION A**  
 SCALE 1:10

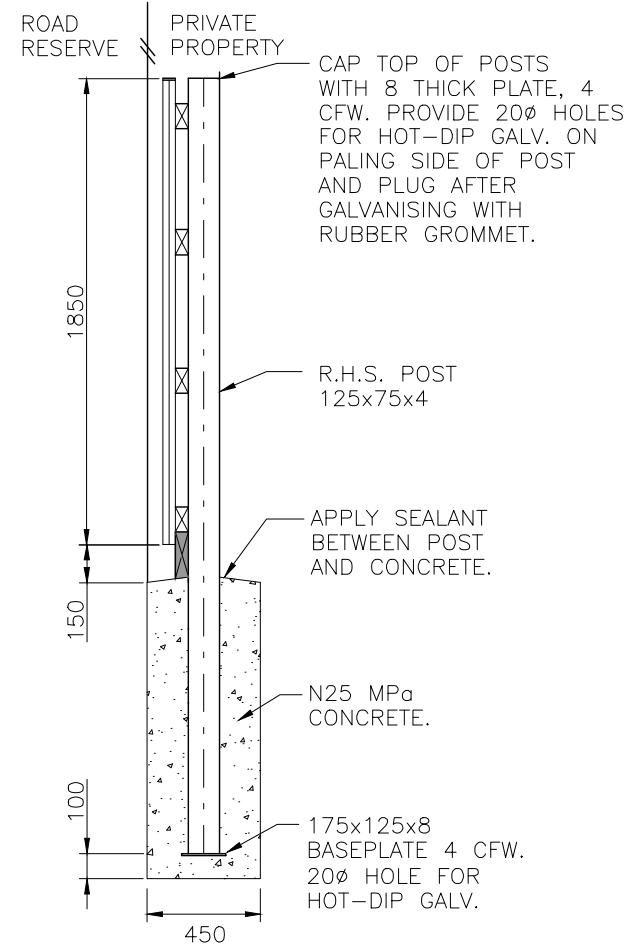


**HARDWOOD RAIL SETOUT - ELEVATION**  
 SCALE 1:50

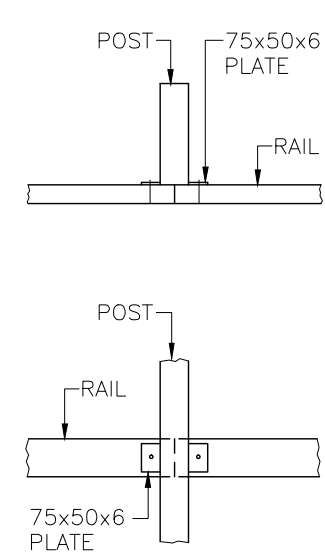
	BRISBANE CITY COUNCIL STANDARD DRAWING		PUBLISH DATE March 2021	
	<b>FENCE - PARKS</b> <b>DRESSED HARDWOOD BARRIER</b>		SCALE AS SHOWN	
			DRAWING NUMBER BSD-7013	
			ORIGINAL SIZE A3	REVISION B



ELEVATION



SECTION

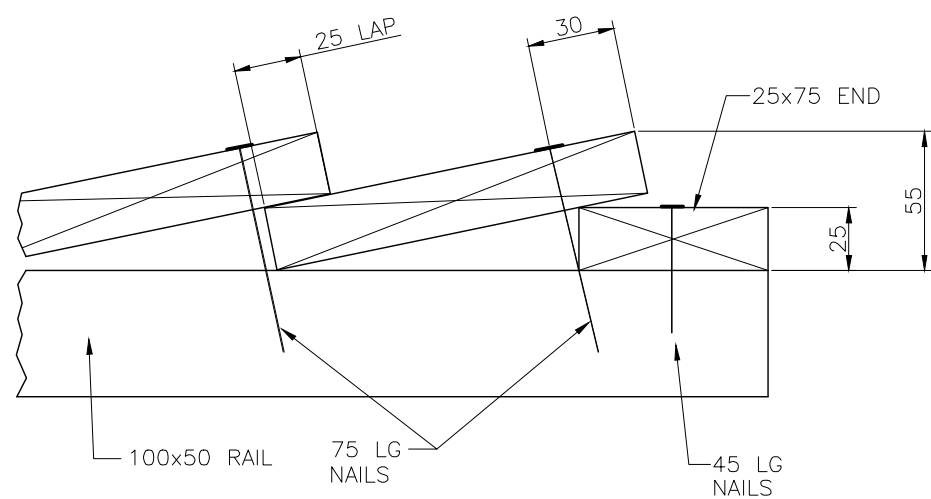


POST & RAIL CONNECTION

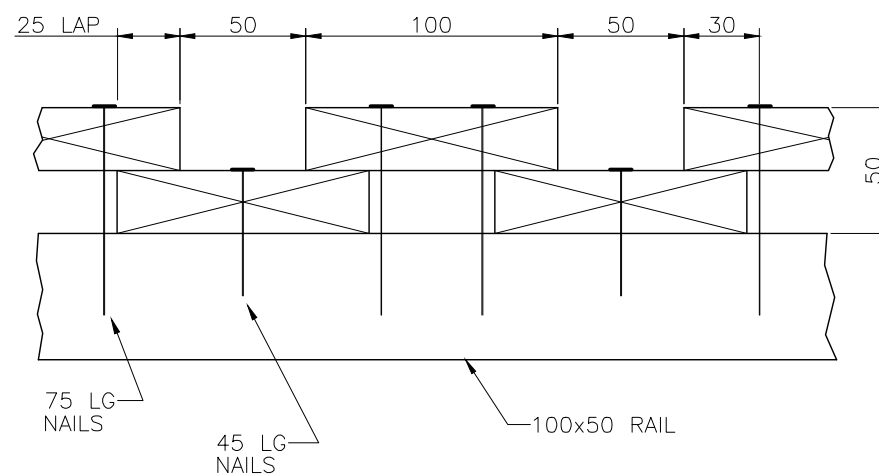
FOOTING DEPTH	
SOIL TYPE	FOOTING DEPTH
SOFT CLAY ( $C_u = 25 \text{ kPa}$ )	1600
FIRM CLAY ( $C_u = 50 \text{ kPa}$ )	1300
STIFF CLAY ( $C_u = 100 \text{ kPa}$ )	1100
MEDIUM DENSE NON-COHESIVE SOIL	1200

NOTES:

- THIS DRAWING DEPICTS A TYPICAL 2000 HIGH ACOUSTIC BARRIER AND DOES NOT NECESSARILY REPRESENT A NOISE ATTENUATION SOLUTION FOR ALL DEVELOPMENTS. NOISE ATTENUATION SOLUTION FOR EACH DEVELOPMENT IS SITE SPECIFIC AND SHALL BE ADDRESSED IN ACCORDANCE WITH THE "NOISE IMPACT ASSESSMENT PLANNING SCHEME POLICY" OF THE BRISBANE CITY PLAN.
- MAXIMUM PERMISSIBLE STRESS DESIGN WIND VELOCITY IS 33m/s (W33) WHICH CORRESPONDS TO A SUBURBAN ENVIRONMENT WITH NO EXPOSURE TO OPEN AREAS AND NOT LOCATED IN CLOSE PROXIMITY TO HILLS, RIDGES OR ESCARPMENTS, AS THE NATURAL SURFACE 2m EITHER SIDE OF THE FENCE IS ASSUMED FLAT FOR DESIGN OF FOOTING. IF THESE CONDITIONS ARE NOT MET AN ALTERNATIVE CERTIFIED ENGINEERING DESIGN MUST BE SUBMITTED FOR APPROVAL.
- FOR NEW SUBDIVISIONS/DEVELOPMENTS, THE ENTIRE FENCE SHALL BE CONTAINED WITHIN THE PRIVATE PROPERTY AND MAINTAINED BY THE PROPERTY OWNER.
- ALL PALINGS, RAILS AND PLINTH SHALL BE C.C.A TREATED PINE TO H5 LEVEL IN ACCORDANCE WITH AS 1604.
- ALL FIXINGS SHALL BE HOT-DIP GALVANISED OR EQUIVALENT.
- CAPPING: COLOURBOND METAL, 30 DEEP WITH OVERFOLDED EDGES FIX WITH No.10 x 12 LONG GALV. TYPE 17 SCREWS AT 300 CRS AND STAGGERED EACH SIDE. CAPPING TO FIT SNUGLY OVER PALINGS.
- PALINGS: F5 TREATED PINE. REFER PALING DETAILS FOR SIZES. NAILS SHALL BE 2.8Ø HOT-DIP GALVANISED FLAT HEAD CLOUTS (OR SIMILAR GUN-DRIVEN NAILS). STAGGER NAIL PATTERN ALONG LENGTH OF PALING TO AVOID SPLITTING AND DRIVE NAILS SQUARE TO FACE OF BOARD. RING SHANK NAILS TO BE USED.
- RAILS: 100 x 50 F5 TREATED PINE. FIX WITH No.14-10 x 50 GALVANISED HEX HD TYPE 17 SCREW.
- POSTS: 125 x 75 x 4 R.H.S. HOT-DIP GALVANISED AFTER FABRICATION.
- PLINTH: 200 x 50 F5 TREATED PINE (NON FIXED).
- DIMENSIONS IN MILLIMETRES (UNO).



SYSTEM 1 (150x25)



SYSTEM 2 (100x25)

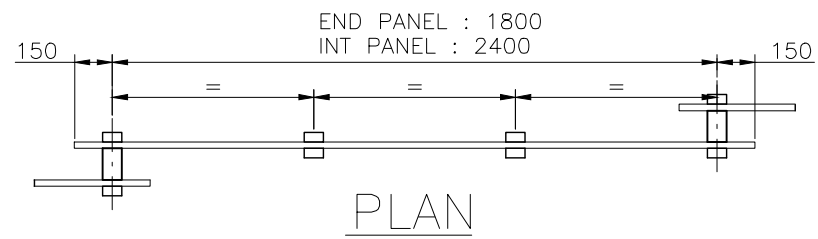
TREATED PINE PALING

ISSUE	AMENDMENT	DRAWN DATE	CHK'D DATE	APPR'D DATE
B	Drawing Title Amended	FEB '16	JUL '16	JUL '16
A	Drawing Converted from UMS Series April 2014	APR '14	APR '14	APR '14

DRAWING AUTHORISED FOR PUBLICATION B.BALL SIGNATURE ON ORIGINAL DATED 29/06/01 R.P.E.Q 3852			
DESIGN	Std Dwgs Group	DATE	APRIL '01
DRAWN	CITY DESIGN	DATE	APRIL '01
CHECKED	M. STEER	DATE	MAY '01
DRAWING FILENAME	BSD-7021 (B) Noise barrier fence 2.0m high - Post and paling.dwg		
ASSOCIATED PLANS	SUPERSEDES UMS-245		
ASSET ENGINEERING MANAGER STRATEGIC ASSET MANAGEMENT DESIGN APPROVED B.HANSEN SIGNATURE ON ORIGINAL DATED 27/06/01			
PRINCIPAL ASSET OFFICER ROADS & DRAINAGE			

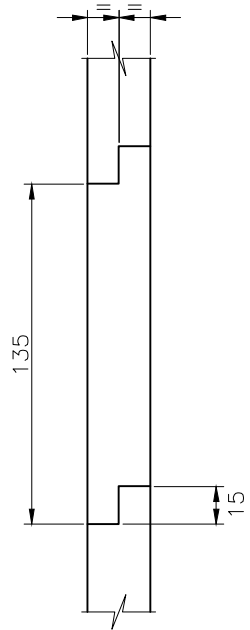


<b>BRISBANE CITY COUNCIL STANDARD DRAWING</b>	
NOISE BARRIER FENCE 2.0m HIGH POST AND PALING	
SCALE NOT TO SCALE	DWG No. BSD-7021
ORIGINAL SIZE A3	REVISION B

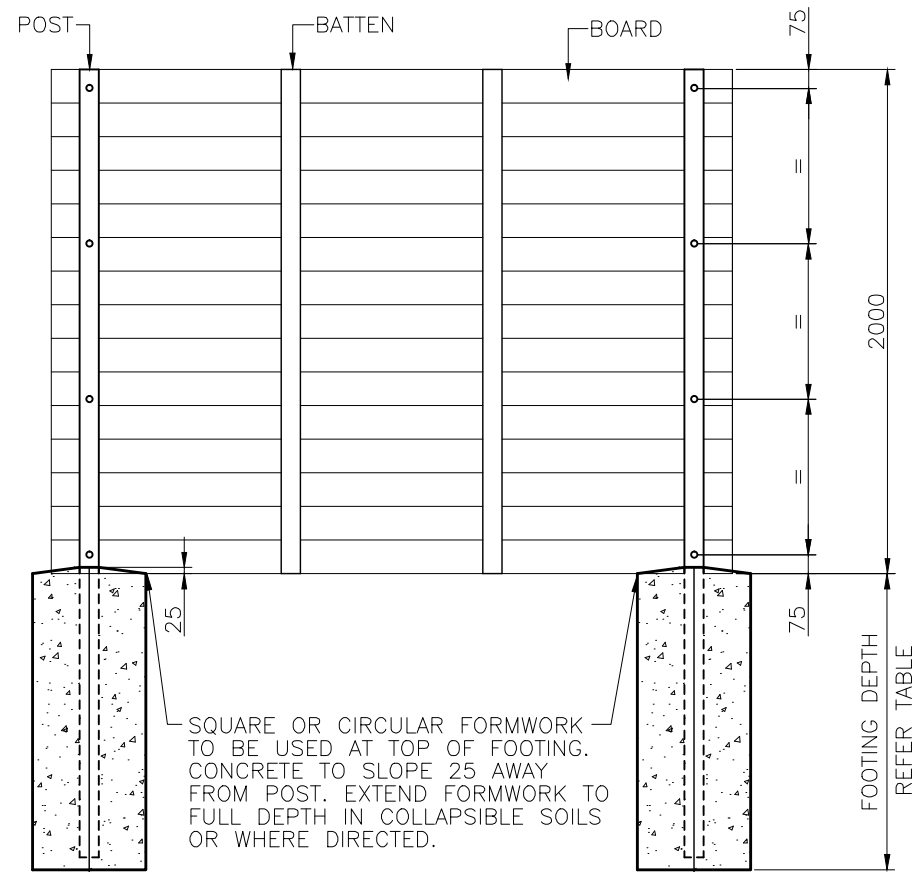


PLAN

ROAD RESERVE  
PRIVATE PROPERTY



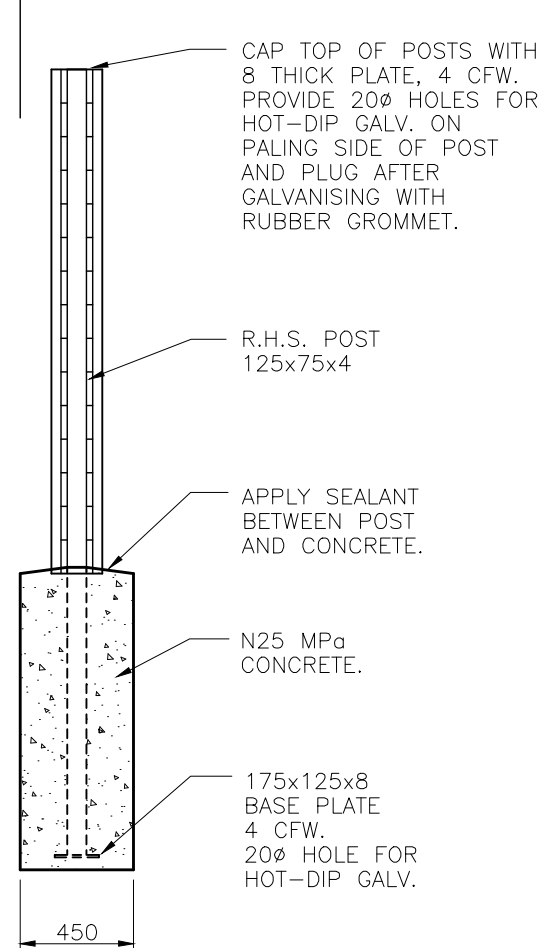
BOARD LAP  
DETAIL



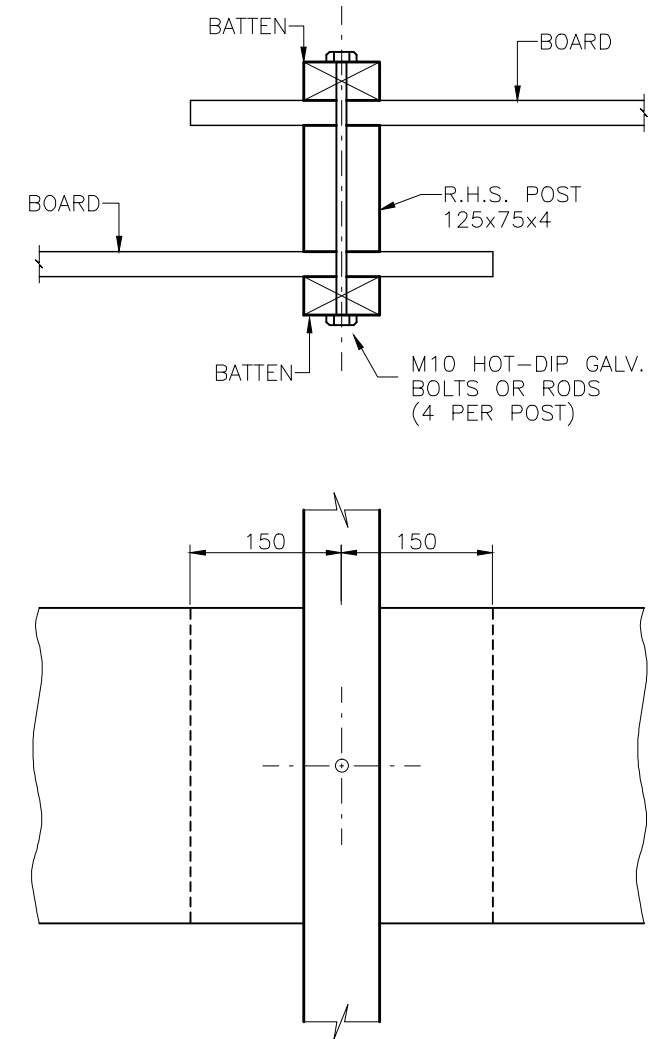
SQUARE OR CIRCULAR FORMWORK TO BE USED AT TOP OF FOOTING. CONCRETE TO SLOPE 25 AWAY FROM POST. EXTEND FORMWORK TO FULL DEPTH IN COLLAPSIBLE SOILS OR WHERE DIRECTED.

1800 END 2 PANELS AT EACH FREE END  
2400 INT. PANELS ONLY

ELEVATION



SECTION



POST & BATTEN  
CONNECTION

NOTES:

- THIS DRAWING DEPICTS A TYPICAL 2000 HIGH ACOUSTIC BARRIER AND DOES NOT NECESSARILY REPRESENT A NOISE ATTENUATION SOLUTION FOR ALL DEVELOPMENTS. NOISE ATTENUATION SOLUTION FOR EACH DEVELOPMENT IS SITE SPECIFIC AND SHALL BE ADDRESSED IN ACCORDANCE WITH THE "NOISE IMPACT ASSESSMENT PLANNING SCHEME POLICY" OF THE BRISBANE CITY PLAN.
- MAXIMUM PERMISSIBLE STRESS DESIGN WIND VELOCITY IS 33m/s (W33) WHICH CORRESPONDS TO A SUBURBAN ENVIRONMENT WITH NO EXPOSURE TO OPEN AREAS AND NOT LOCATED IN CLOSE PROXIMITY TO HILLS, RIDGES OR ESCARPMENTS, AS THE NATURAL SURFACE 2m EITHER SIDE OF THE FENCE IS ASSUMED FLAT FOR DESIGN OF FOOTING. IF THESE CONDITIONS ARE NOT MET AN ALTERNATIVE CERTIFIED ENGINEERING DESIGN MUST BE SUBMITTED FOR APPROVAL.
- FOR NEW SUBDIVISIONS/DEVELOPMENTS, THE ENTIRE FENCE MUST BE CONTAINED WITHIN THE PRIVATE PROPERTY AND MAINTAINED BY THE PROPERTY OWNER.

- ALL BOARDS AND BATTENS SHALL BE C.C.A TREATED PINE TO H5 LEVEL IN ACCORDANCE WITH AS 1604.
- ALL FIXINGS SHALL BE HOT-DIP GALVANISED OR EQUIVALENT.
- BOARDS: 150 x 25 ROUGH SAWN F5 TREATED PINE SIZED AND REBATED AS PER BOARD LAP DETAIL. ALL BOARDS TO BE FULL LENGTH.
- BATTENS: 75 x 38 ROUGH SAWN F5 TREATED PINE FIXED; \*AT POST WITH 4 M10 HOT-DIP GALVANISED BOLTS OR RODS \*TO BOARDS ELSEWHERE WITH 2.8Ø x 75 LONG GALVANISED CLOUTS (OR SIMILAR GUN-DRIVEN NAILS) AT TOP AND BOTTOM AND EVERY SECOND BOARD (300 CRS) BOTH SIDES. DRIVE NAILS SQUARE TO FACE OF BATTENS. RING SHANK NAILS TO BE USED.
- POSTS: 125 x 75 x 4 R.H.S. HOT-DIP GALVANISED AFTER FABRICATION. FOR POST AND BATTEN CONNECTION REFER TO DETAIL ABOVE.
- DIMENSIONS IN MILLIMETRES (UNO).

FOOTING DEPTH	
SOIL TYPE	FOOTING DEPTH
SOFT CLAY (Cu = 25kPa)	1600
FIRM CLAY (Cu = 50 kPa)	1300
STIFF CLAY (Cu = 100 kPa)	1100
MEDIUM DENSE NON-COHESIVE SOIL	1200

ISSUE	AMENDMENT	DRAWN DATE	CHK'D DATE	APPR'D DATE
B	Drawing Title Amended	FEB'16	JUL '16	JUL '16
A	Drawing Converted from UMS Series April 2014	APR '14	APR '14	APR '14

DRAWING AUTHORISED FOR PUBLICATION B. BALL SIGNATURE ON ORIGINAL DATED 29/06/01 R.P.E.Q: 3582				DESIGN	Std Dwgs Group	DATE	APRIL '01
ASSET ENGINEERING MANAGER STRATEGIC ASSET MANAGEMENT				DRAWN	CITY DESIGN	DATE	APRIL '01
DESIGN APPROVED B. HANSEN SIGNATURE ON ORIGINAL DATED 27/06/01				CHECKED	M. STEER	DATE	MAY '01
PRINCIPAL ASSET OFFICER ROADS & DRAINAGE				DRAWING FILENAME	BSD-7022 (B) Noise barrier fence 2.0m high - Post and board.dwg		
				ASSOCIATED PLANS	SUPERSEDES UMS-246		



**BRISBANE CITY COUNCIL STANDARD DRAWING**

SCALE: NOT TO SCALE

**NOISE BARRIER FENCE  
2.0m HIGH  
POST AND BOARD**

DWG No. **BSD-7022**

ORIGINAL SIZE	REVISION
A3	B



## GENERAL NOTES & SPECIFICATIONS

- G1. ENSURE DOG OFF LEASH GATES ARE LOCATED IN ACCORDANCE WITH PARKS CHAPTER OF INFRASTRUCTURE DESIGN PLANNING SCHEME POLICY.
- G2. AUSTRALIAN STANDARDS SHALL BE IN ACCORDANCE WITH THE CURRENT EDITIONS OF THE REFERENCED AUSTRALIAN STANDARDS EXCEPT WHERE VARIED BY SPECIFICATIONS AND/OR DRAWINGS.
- G3. ENSURE DOG OFF LEASH GATES ARE CLEANED OF CONCRETE SLURRY OR SPRAY WHEN INSTALLED TO PREVENT STAINING OR DAMAGE TO APPLIED FINISHES.
- G4. COLOUR SELECTION IN ACCORDANCE WITH STANDARD BCC CORPORATE COLOUR PALETTE. "BCC GREY 3" (AS2700. "N65 GRAPHITE GREY" EQUIVALENT).
- G5. ALL DIMENSIONS IN MILLIMETRES (U.N.O.).
- G6. FOR FENCING DETAILS REFER BSD-7007.
- G7. ALL CHAINWIRE AND TIE WIRE (BOTH MARINE AND NON-MARINE APPLICATIONS) TO BE PVC COATED.
- G8. ALL POSTS ARE TO BE CONCRETED INTO GROUND 300mmx600mm DEEP.
- G9. MAX. GAP OF 50mm UNDER ALL GATES.
- G10. STANDARD IS NOT FOR USE IN A MARINE ENVIRONMENT. THE MARINE ENVIRONMENT COULD EXTEND UP TO 1 km FROM THE FORESHORE. FOR NON-MARINE ENVIRONMENT, SUPPLY AND INSTALL 1200mm HIGH GALVANISED FENCE POST WITH TOP AND BOTTOM RAIL. ALL POSTS, RAILS AND FITTINGS TO BE GALVANISED STEEL TUBE TO AS 1163 THEN POWDER COATED.
- G11. WHERE STANDARD IS REQUIRED FOR USE WITH MARINE ENVIRONMENT, THE FOLLOWING PROTECTION TREATMENT FOR STEELWORK IS REQUIRED:
- HOT DIP GALVANISING: 85 MICRONS (600g/m<sup>2</sup>) MIN.
  - SWEEP ABRASIVE BLAST.
  - FIRST COAT: EPOXY PRIMER 75 MICRONS MIN.
  - SECOND COAT: TWO PACK ACRYLIC OR POLYURETHANE GLOSS 75 MICRONS MIN.
- G12. SINGLE GATE - SUPPLY AND INSTALL ONE 1200mm HIGH x 1000mm WIDE - ALL PIPE TO BE MEDIUM GALVANISED THEN POWDER COATED SINGLE LEAF GATE. GATE TO BE SELF-CLOSING. FITTINGS TO BE BOLTED TO POSTS. INCLUDES TWO POWDER COATED GATE POSTS. GATES TO INCLUDE 'D' LATCH.
- G13. DOUBLE GATE - SUPPLY AND INSTALL ON 1200mm HIGH x 4000mm WIDE ALL PIPE TO BE MEDIUM GALVANISED THEN POWDER COATED DOUBLE LEAF GATE. INCLUDES TWO POWDER COATED GATE POSTS CHAIN TO BE ATTACHED TO GATE TO ALLOW LOCKING OF DOUBLE GATES WITH PADLOCK (BCC SUPPLIED AND INSTALLED - CONTACT BCC ASSET SERVICES, REFER BSD-10003 FOR CONTACT DETAILS). GATES TO BE JOINED BY LOOP LATCH.
- G14. OTHER SPECIFICATIONS:
- GATE POSTS (CAPPED) - 50NB (60.3 OD, 3.6 THICK).
  - GATE FRAME/BRACE - 25NB.
  - CHAINWIRE - 50mm NOMINAL MESH WITH 2.5mm PVC COATED WIRE.
  - CABLES & STRINGERS - PVC COATED 3.15mm.
- G15. FOR REFUSE BIN AND LOCKABLE STAND REQUIREMENTS, CONTACT TO WASTE AND RESOURCE RECOVERY SERVICES ON 07 3403 8888.
- G16. ALL DIMENSIONS IN MILLIMETRES (U.N.O.).

## FIXTURES/FITTINGS & METAL WORK NOTES

- F1. ALL WORKMANSHIP AND MATERIAL SHALL BE IN ACCORDANCE WITH AS4100 & AS/NZS1554.
- F2. ALL METAL FINISHES TO BE IN ACCORDANCE WITH AS4506.
- F3. ALL FIXTURES/FITTINGS UNLESS SPECIFIED ARE TO BE HOT DIPPED GALVANISED. IN VICINITY OF SALTWATER/SPRAY, ENSURE ALL FASTENERS ARE STAINLESS STEEL. PLASTIC SEPARATORS SHALL BE PROVIDED TO AVOID CONTACT BETWEEN DISSIMILAR MATERIALS. STAINLESS STEEL GRADE 316 TO BE USED. WHERE POSSIBLE ALL FIXINGS TO BE TAMPER/VANDAL PROOF TO MINIMISE DAMAGE OR THEFT.
- F4. ALL WELDS TO BE CONTINUOUS FILLET WELDS, GROUND OFF SMOOTH & FLUSH IN ACCORDANCE WITH AS1554. GRIND SMOOTH EDGES & WELDS PRIOR TO HOT DIPPED GALVANISING OR APPLIED FINISHES.

## CONCRETE WORK NOTES

- C1. ALL WORKMANSHIP AND MATERIAL SHALL BE IN ACCORDANCE WITH AS 3600.
- C2. AT A MINIMUM ALL CONCRETE TO BE GRADE N25. CONCRETE SHALL BE NORMAL CLASS CONCRETE UNLESS DIRECTED OTHERWISE. N25 SHALL MEAN NORMAL CLASS CONCRETE WITH A 28 DAY CHARACTERISTIC STRENGTH OF 25MPa. CONCRETE MIX DESIGN SHALL BE SUBMITTED TO THE SITE SUPERINTENDENT FOR APPROVAL FIVE (5) DAYS PRIOR TO ORDERING.
- C3. ALL CEMENT TO BE TYPE GP OR GB TO AS 3972 UNLESS SPECIFIED OTHERWISE.
- C4. NORMAL AGGREGATE SIZE TO BE 20mm, SLUMP TO BE NOT GREATER THAN 80mm.
- C5. THE BOTTOMS OF ALL FOOTINGS ARE TO BE CLEANED OF ALL LOOSE MATERIAL AND WATER PRIOR TO PLACING CONCRETE.

## CONCRETE WORK NOTES

- C1. ALL WORKMANSHIP AND MATERIAL SHALL BE IN ACCORDANCE WITH AS 3600.
- C2. AT A MINIMUM ALL CONCRETE TO BE GRADE N25. CONCRETE SHALL BE NORMAL CLASS CONCRETE UNLESS DIRECTED OTHERWISE. N25 SHALL MEAN NORMAL CLASS CONCRETE WITH A 28 DAY CHARACTERISTIC STRENGTH OF 25MPa. CONCRETE MIX DESIGN SHALL BE SUBMITTED TO THE SITE SUPERINTENDENT FOR APPROVAL FIVE (5) DAYS PRIOR TO ORDERING.
- C3. ALL CEMENT TO BE TYPE GP OR GB TO AS 3972 UNLESS SPECIFIED OTHERWISE.
- C4. NORMAL AGGREGATE SIZE TO BE 20mm, SLUMP TO BE NOT GREATER THAN 80mm.
- C5. THE BOTTOMS OF ALL FOOTINGS ARE TO BE CLEANED OF ALL LOOSE MATERIAL AND WATER PRIOR TO PLACING CONCRETE.

REFER TO BSD-7032 SHEET 2 OF 2  
FOR ASSOCIATED DETAILS.

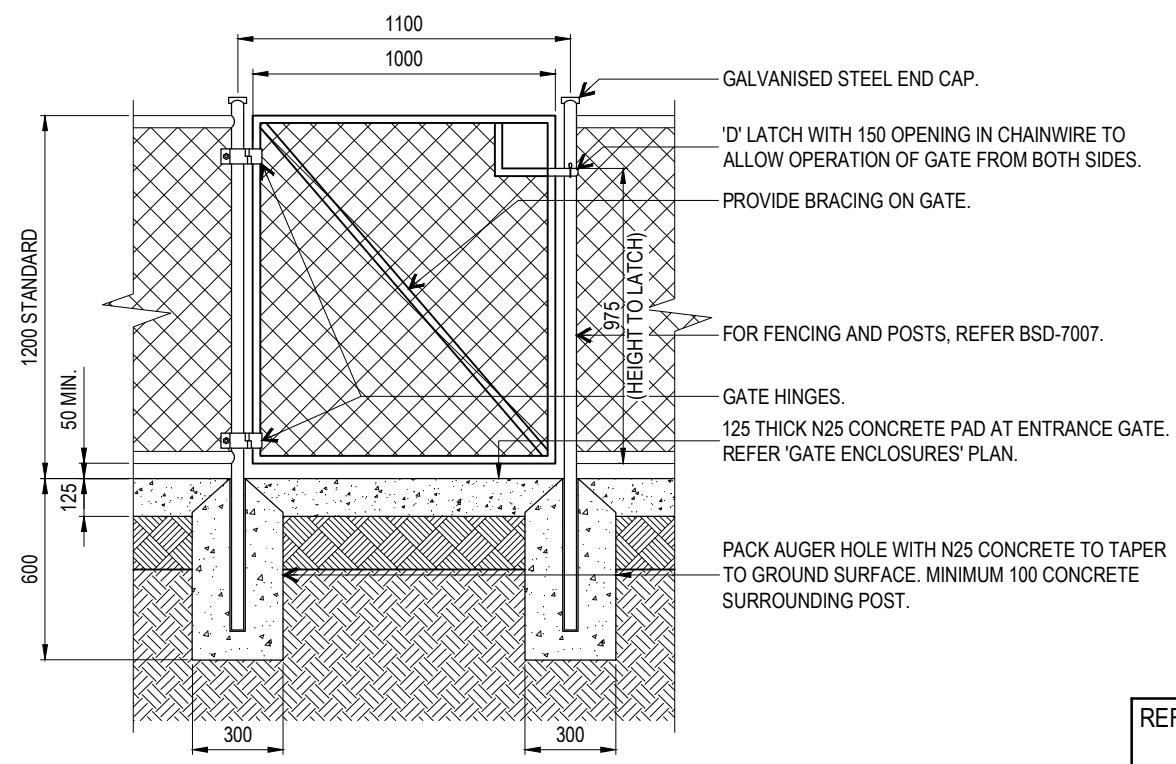
THE PURPOSE OF THIS STANDARD DRAWING IS TO PROVIDE TYPICAL DETAILS THAT SUPPORT THE DESIRED OUTCOMES OF THE BRISBANE CITY PLAN 2014 AND ASSOCIATED PLANNING SCHEME POLICIES. THE FITNESS FOR PURPOSE OF THIS STANDARD DRAWING FOR A SPECIFIC PROJECT SHOULD BE ASSESSED AND ACCEPTED BY AN APPROPRIATELY QUALIFIED DESIGNER AND/OR REGISTERED PROFESSIONAL ENGINEER OF QUEENSLAND (RPEQ).



BRISBANE CITY COUNCIL STANDARD DRAWING

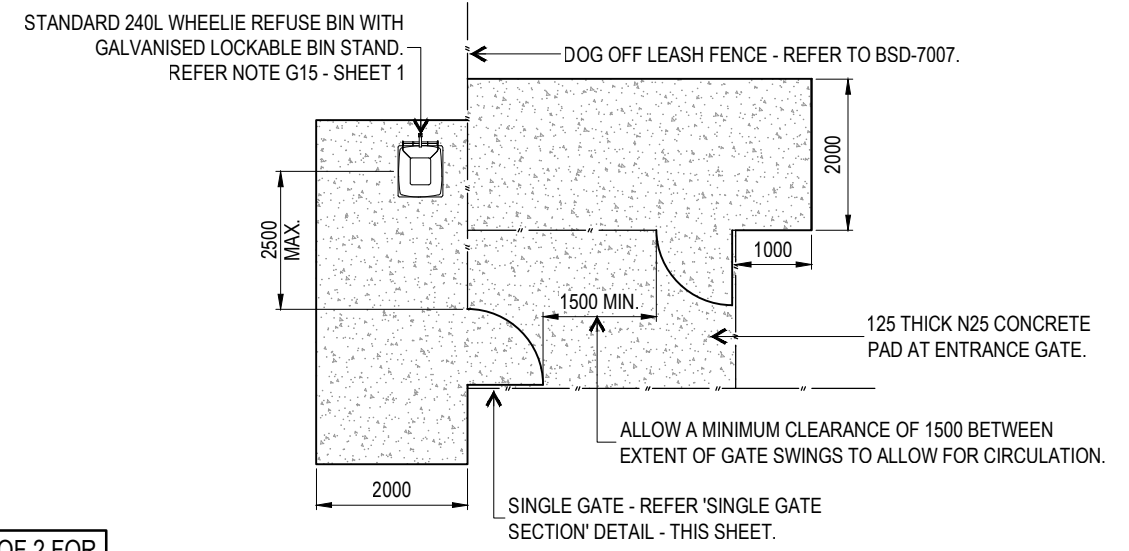
GATES  
DOG OFF LEASH AREA - GENERAL NOTES  
SHEET 1 OF 2

PUBLISH DATE		JUN 2023
SCALE		AS SHOWN
DRAWING NUMBER		BSD-7032
ORIGINAL SIZE	REVISION	
A3	D	

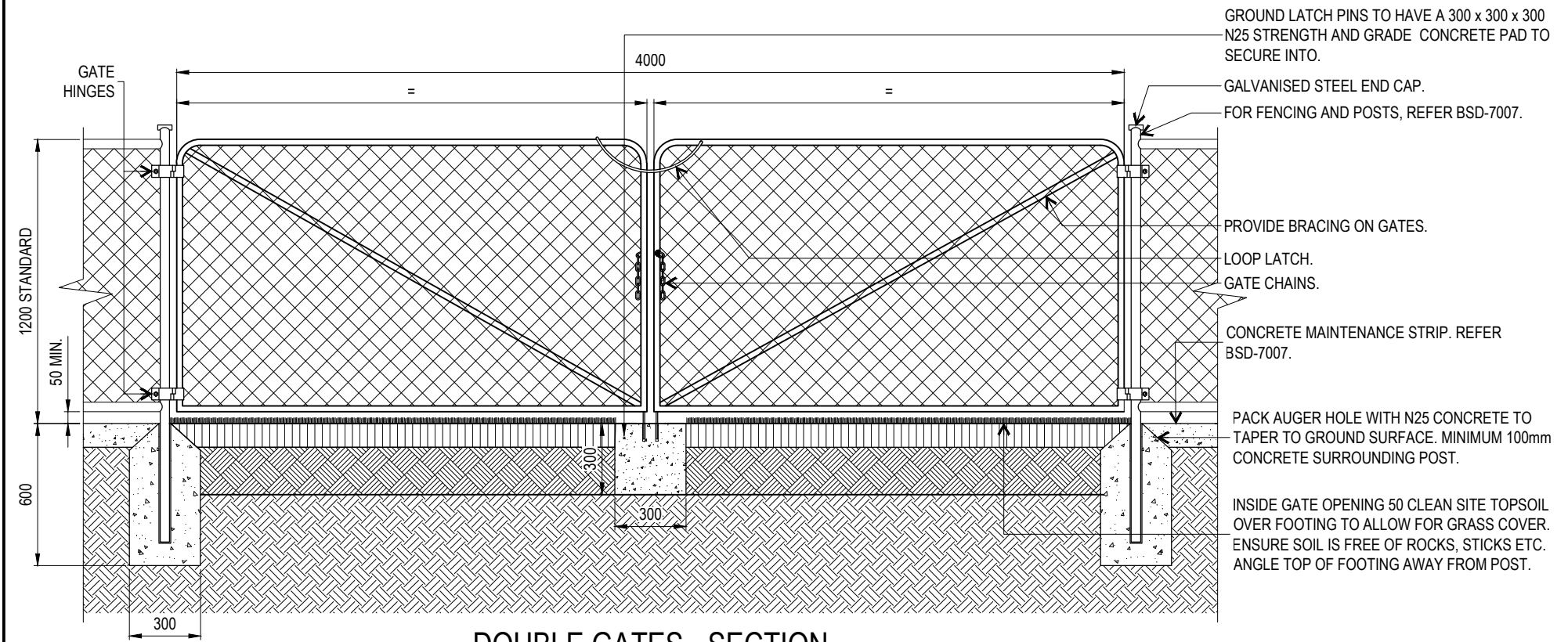


**SINGLE GATE - SECTION**  
SCALE: 1:25

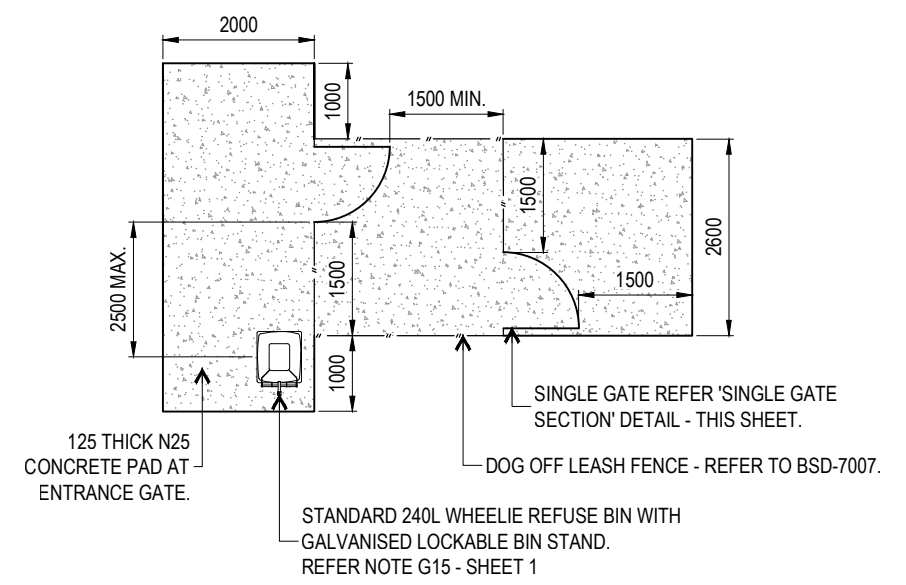
REFER TO BSD-7032 SHEET 1 OF 2 FOR ASSOCIATED SPECIFICATIONS.



**DOUBLE GATE ENCLOSURES - PLAN**  
SCALE: 1:100



**DOUBLE GATES - SECTION**  
SCALE: 1:25



THE PURPOSE OF THIS STANDARD DRAWING IS TO PROVIDE TYPICAL DETAILS THAT SUPPORT THE DESIRED OUTCOMES OF THE BRISBANE CITY PLAN 2014 AND ASSOCIATED PLANNING SCHEME POLICIES. THE FITNESS FOR PURPOSE OF THIS STANDARD DRAWING FOR A SPECIFIC PROJECT SHOULD BE ASSESSED AND ACCEPTED BY AN APPROPRIATELY QUALIFIED DESIGNER AND/OR REGISTERED PROFESSIONAL ENGINEER OF QUEENSLAND (RPEQ).



BRISBANE CITY COUNCIL STANDARD DRAWING  
**GATES**  
DOG OFF LEASH AREA  
SHEET 2 OF 2

PUBLISH DATE		JUN 2023
SCALE		AS SHOWN
DRAWING NUMBER		BSD-7032
ORIGINAL SIZE	REVISION	
A3	D	

## GENERAL NOTES:

- G1 THE BUILDER SHALL BE RESPONSIBLE FOR MAINTAINING STABILITY OF THE STRUCTURE UNTIL COMPLETION OF CONSTRUCTION AND SHALL ENSURE THAT NO PART OF THE STRUCTURE IS OVERSTRESSED.
- G2 THE BUILDER SHALL CHECK ALL DIMENSIONS AND ALL EXISTING CONDITIONS BEFORE COMMENCING CONSTRUCTION.
- G3 ANY DAMAGE CAUSED BY THE CONTRACTOR SHALL BE MADE GOOD AT THEIR OWN COST.
- G4 ALL MATERIALS AND WORKMANSHIP SHALL BE IN ACCORDANCE WITH THE CURRENT EDITIONS OF THE FOLLOWING AUSTRALIAN STANDARDS, EXCEPT WHERE VARIED BY THE SPECIFICATIONS AND/OR DRAWINGS: –  
AS 1684.2(2010) RESIDENTIAL TIMBER FRAMED CONSTRUCTION  
AS 1720.1(2010) TIMBER STRUCTURES  
AS 2870(2011) RESIDENTIAL SLABS AND FOOTINGS  
AS 3600 CONCRETE STRUCTURES  
AS 3798 GUIDELINES ON EARTHWORKS FOR COMMERCIAL AND RESIDENTIAL DEVELOPMENTS  
AS 4100 STEEL STRUCTURES
- G5 DIMENSIONS SHALL NOT BE OBTAINED BY SCALING THE STRUCTURAL DRAWINGS.
- G6 ALL DIMENSIONS ARE IN MILLIMETRES UNLESS NOTED OTHERWISE U.N.O.
- G7 U.N.O. DENOTES UNLESS NOTED OTHERWISE.
- G8 THE CONTRACTOR SHALL VISIT THE SITE PRIOR TO TENDERING TO FAMILIARISE THEMSELVES WITH ACCESS SITE CONDITIONS
- G9 THE CONTRACTOR MAY OFFER FOR CONSIDERATION ALTERNATIVE PROVEN EQUAL PRODUCTS TO THOSE INDICATED. ALTERNATIVE PRODUCTS ARE NOT TO ADVERSELY AFFECT THE PROJECT AND CANNOT BE SUBSTITUTED WITHOUT PRIOR APPROVAL.
- G10 EXISTING SERVICES TO BE LOCATED BEFORE CONSTRUCTION COMMENCES.
- G11 THE DETAILS OF BUSHFIRE WATER SUPPLY SHELTER INCLUDED IN DRAWING SHEETS 1 TO 4.
- G12 CONSULT BCC ARCHITECTS FOR COLOUR SCHEME OF THE STRUCTURE.

## DESIGN CRITERIA:

WIND LOADS : REGION B TERRAIN CATEGORY 1.5  
ULTIMATE WIND SPEED = 54.0 m/s  
SHELTER IS DESIGNED FOR THE CONDITION "BLOCKED UNDER"  
ACCORDING TO AS 1170.2 (2011)  
DESIGN LIFE : 50 YEARS WITH ROUTINE MAINTENANCE  
LIVE LOADS: : FLOOR = 5.0 kPa. ROOF = 0.25 kPa / 1.4 kN.

STRUCTURE IS DESIGNED TO REMAIN OPEN – NO  
SCREENS(IMPERMEABLE OR PERMEABLE BARRIERS) TO BE INSTALLED.  
TERRAIN CATEGORY 1.5 CORRESPONDS TO AN ENVIRONMENT WITH OPEN  
WATER SURFACES SUBJECTED TO SHOALING WAVES AT SERVICEABILITY  
AND ULTIMATE WIND SPEEDS.

## FOUNDATIONS AND SLAB ON GROUND:

- F1 ALL FOOTINGS ARE TO BE FOUNDED IN THE NATURAL UNDISTURBED SOIL PROFILE WITH A MINIMUM ALLOWABLE SOIL BEARING CAPACITY OF 100kPa UNLESS NOTED OTHERWISE. IF SITE CONDITION IS DIFFERENT, CONSULT A STRUCTURAL ENGINEER
- F2 SOIL TEST IS REQUIRED TO CONFIRM BEARING CAPACITY AND SITE CLASSIFICATION TO AS 2870.
- F3 FOUNDATIONS ARE TO BE CHECKED AND CERTIFIED BY A REGISTERED PROFESSIONAL GEOTECHNICAL ENGINEER, QUEENSLAND (RPEQ).
- F4 COMPACT AND PREPARE THE BASE TO PROVIDE A SOUND PLATFORM AND ANY ORGANIC, SOFT OR LOOSE MATERIALS REMOVED AND REPLACED WITH COMPACTED FILL – BCC SPECIFICATION S300 QUARRY PRODUCT CLASS I MATERIAL.
- F5 FOR CONTROL JOINT LOCATIONS, REFER TO DRAWINGS.
- F6 SLABS ON GRADE SHALL BE UNDERLAIN WITH CONTINUOUS LAYER OF 200 MICRON (0.2mm) THICK POLYETHYLENE DAMPPROOF MEMBRANE AS PER AS 2870, LAPPED AND TAPED TO MANUFACTURER'S SPECIFICATION.

## EARTHWORKS:

- E1 STRIP ALL HUMUS MATERIAL FROM THE AREA OF THE BUILDING IMPRINT AND 1000 BEYOND.
- E2 PROOF ROLL THE AREAS TO BE CONCRETED AND PAVED. REMOVE ANY WEAK MATERIAL.
- E3 COMPACTED FILL SHALL BE COMPACTED IN LAYERS NOT EXCEEDING 150mm LOOSE DEPTH TO 98% MAXIMUM DRY DENSITY IN ACCORDANCE WITH AS1289. 5.1.1 (STANDARD COMPACTION). CARRY OUT DENSITY TESTS AT A RATE OF 2 PER LEVEL OF FILL. EVERY TEST MUST PASS.

## TIMBER NOTES:

- T1 ALL WORKMANSHIP AND MATERIAL SHALL BE IN ACCORDANCE WITH AS 1720 AND AS 1684.
- T2 TIMBER GRADES SHALL BE AS SHOWN ON THE DRAWINGS. ALL TIMBER TO BE SEASONED OR KILN DRIED GRADE MGP12 MINIMUM U.N.O WITH NATURAL DURABILITY CLASS 4 (ABOVE GROUND) OR BETTER.
- T3 ALL FASTENERS SHALL BE HOT DIP GALVANISED. BOLTS TO BE METRIC HEX-HEAD M16 MINIMUM WITH WASHERS U.N.O. CLEAT PLATES TO BE 10mm THICK U.N.O.
- T4 TIMBER JOINT GROUP JD4 OR BETTER.
- T5 ALL TIMBER SHALL BE FULLY DRESSED AND ALL EDGES, ENDS AND CORNERS TO BE 6mm DRESSED.
- T6 PROTECT ENDS OF EXPOSED MEMBERS. USE A HIGH QUALITY EXTERIOR PAINT OR OIL FINISH.
- T7 ALL TIMBER FRAMING SHALL BE NATURALLY TERMITE RESISTANT OR TREATED USING LOSP OR ACQ CHEMICALS TO A HAZARD RESISTANCE LEVEL H3 IN ACCORDANCE WITH AS 1684.2 APPENDIX B.
- T8 ALL TIMBER TO BE OILED OR PAINTED PRIOR TO FIXING INTO FINAL POSITION. REFER TO PROJECT SPECIFICATION FOR EACH PROJECT.

## CONCRETE NOTES:


- C1 ALL WORKMANSHIP AND MATERIAL SHALL BE IN ACCORDANCE WITH AS 3600.
- C2 ALL CONCRETE SHALL BE PREMIXED BY AN APPROVED SUPPLIER.
- C3 ALL CEMENT SHALL BE TYPE GP OR GB.
- C4 CONCRETE SPECIFICATION: NOMINAL AGGREGATE SIZE TO BE 20mm, SLUMP TO BE NOT GREATER THAN 80mm.
- C5 CONCRETE STRENGTH AND CLEAR CONCRETE COVER TO REINFORCEMENT SHALL BE IN ACCORDANCE WITH THE FOLLOWING TABLE
- | U.N.O. | ELEMENT: | F'C (MPa) | REINFORCEMENT COVER |
|--------|----------|-----------|---------------------|
|        | PIERS    | 25        | 75 MIN.             |
|        | SLAB     | 25        | 50 MIN.             |
- C6 ALL LAPS IN REINFORCEMENT SHALL BE AS SHOWN IN THE TABLE BELOW UNLESS NOTED OTHERWISE.
- | BAR  | LAP LENGTH (mm) |
|------|-----------------|
| N12  | 500             |
| N16  | 650             |
| MESH | 350             |
- C7 REINFORCEMENT SYMBOLS:
- R STRUCTURAL PLAIN ROUND GRADE 250R TO AS 4671.  
N DEFORMED BAR GRADE D500N TO AS 4671.  
SL HARD DRAWN STEEL REINFORCING FABRIC GRADE D500L TO AS 4671.
- C8 SIZES OF CONCRETE ELEMENTS DO NOT INCLUDE THICKNESS OF APPLIED FINISHES.
- C9 NO HOLES, CHASES OR EMBEDMENT OF PIPES OTHER THAN THOSE SHOWN ON THE STRUCTURAL DRAWINGS SHALL BE MADE IN CONCRETE MEMBERS WITHOUT PRIOR APPROVAL BY THE SUPERINTENDENT.
- C10 ALL CONCRETE SHALL BE COMPACTED USING A MECHANICAL VIBRATION PROCESS.
- C11 ALL REINFORCEMENT SHALL BE SECURELY SUPPORTED IN ITS CORRECT POSITION DURING CONCRETING BY APPROVED BAR CHAIRS, SPACERS OR SUPPORT BARS.
- C12 CONSTRUCTION JOINTS SHALL BE PROPERLY FORMED AND USED ONLY WHERE SHOWN OR SPECIFICALLY APPROVED BY THE SUPERINTENDENT.

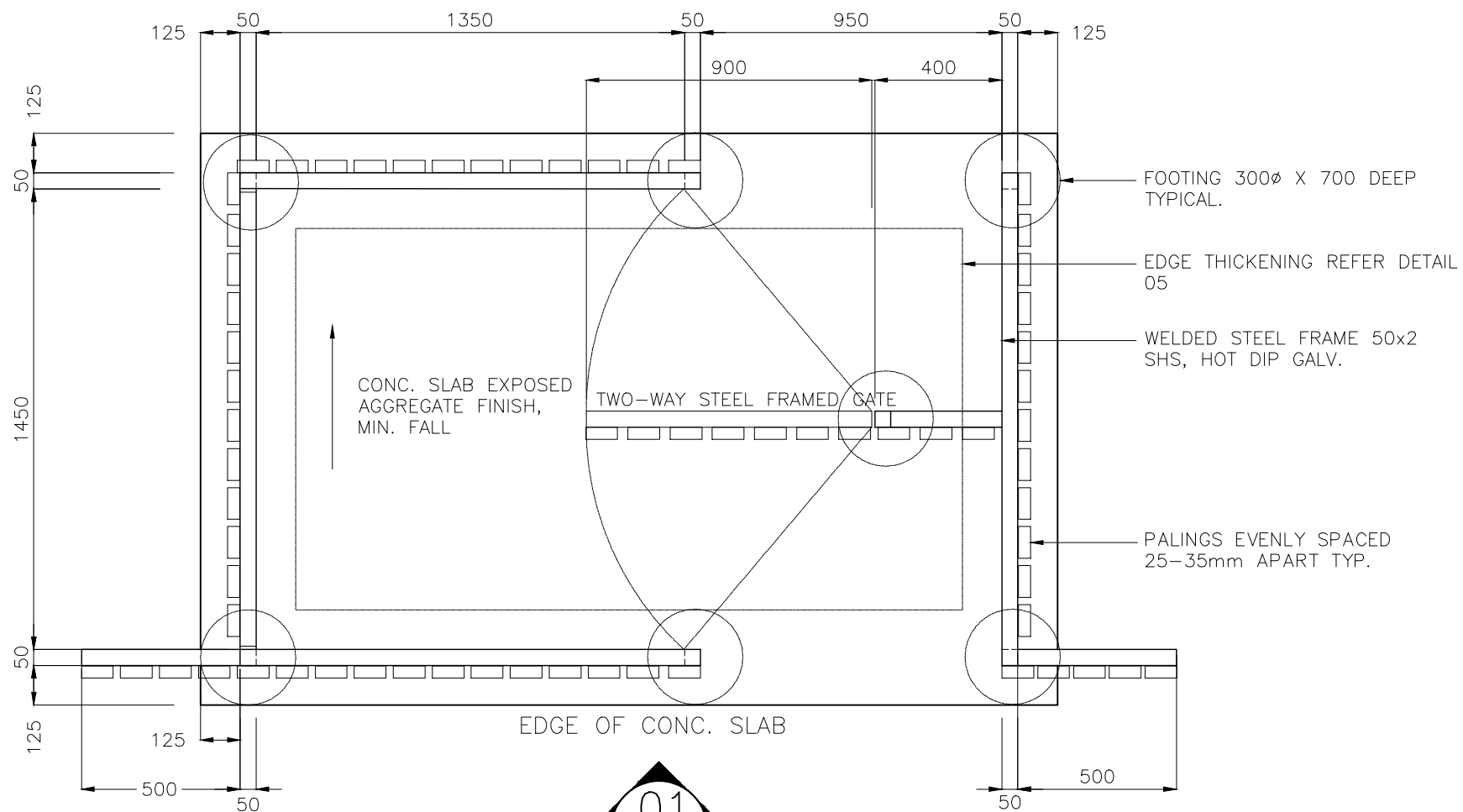
## STEELWORK NOTES

- S1. ALL WORKMANSHIP & MATERIALS SHALL BE IN ACCORDANCE WITH AS4100 & AS/NZS1554.
- S2. ALL STEEL SHALL BE IN ACCORDANCE WITH:  
AS1163 GRADE C350LO FOR RECTANGULAR AND SQUARE HOLLOW SECTIONS UNO
- S3. ALL BOLTS TO BE METRIC HEXAGONAL TO AS 1252 U.N.O.  
ALL BOLTS TO BE M16 4.6/S TO AS/NZS 1252 U.N.O.  
ALL BOLTS TO BE HOT DIP GALVANISED TO AS 1214 U.N.O.
- S4. ALL CLEATS AND GUSSETS SHALL BE 10mm PLATE TO AS/NZS3678 GRADE 250 U.N.O.
- S5. METAL ROOF CLADDING TO BE 0.42 BMT LYSAGHT CUSTOM ORB WITH A COLORBOND FINISH OR APPROVED EQUAL FIXED AS PER MANUFACTURER'S SPECIFICATIONS – COLORBOND COLOUR AS PER SPECIFICATION.
- S6. ALL WELDS TO BE 6mm CONTINUOUS FILLET WELDS (CFW) STRUCTURAL PURPOSE (SP) WELDS U.N.O. ALL WELDS TO BE MADE USING E48XX OR W50X GRADE 1 (OR BETTER) ELECTRODES TO AS/NZS 1554. GRIND ALL CORNERS & WELDS SMOOTH.
- S7. ALL STEELWORK TO BE HOT DIP GALVANISED IN ACCORDANCE WITH AS/NZS 2312 HDG600 SPECIFICATION. SURFACE PREPARATION FOR CORROSION PROTECTION COATING IS TO BE CLASS 2½ TO AS 1627 AND PICKLED PRIOR GALVANISING. HOT DIPPED GALVANISED COATING SHALL BE IN ACCORDANCE WITH AS/NZS 4680.
- S8. ANY POST GALVANISING DAMAGE TO BE MADE GOOD WITH HIGH QUALITY TWO PACK EPOXY ZINC RICH PAINT CONFORMING TO AS/NZS 3750.9 WITH A MINIMUM DRY FILM THICKNESS OF 100 MICRONS. SURFACE PREPARATION TO BE ACCORDING TO PAINT MANUFACTURER'S RECOMMENDATIONS.
- S9. THE ENDS OF ALL TUBULAR OR HOLLOW MEMBERS ARE TO BE SEALED WITH 6mm THICK PLATES AND CONTINUOUS FILLET WELDED U.N.O.
- S10. PROTECTIVE COATINGS TO BE APPLIED AFTER ALL FABRICATION COMPLETED. NO WELDING ETC TO BE CARRIED OUT DURING OR AFTER APPLICATION OF COATING SYSTEM.
- S11. THE PRINCIPAL CONTRACTOR SHALL CONFER WITH THE FABRICATOR AND GALVANISER TO ENSURE VENT HOLES ARE PROVIDED IN ACCORDANCE WITH AS/NZS 4680.

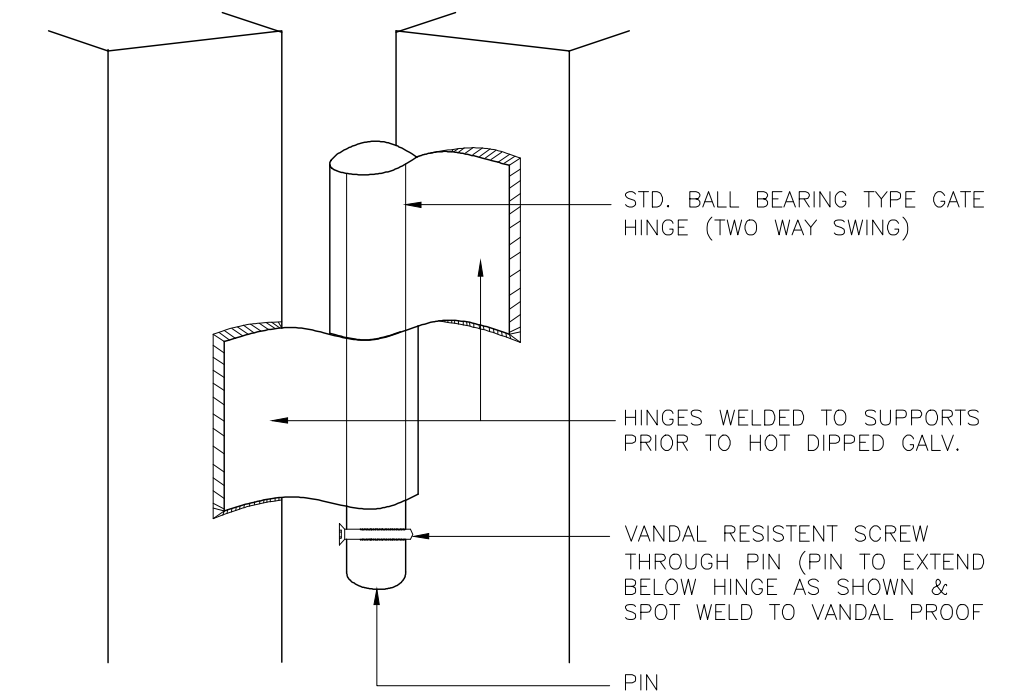
## INSPECTION AND CERTIFICATION NOTES:

- A1 THE CONTRACTOR'S ENGINEER (RPEQ) SHALL UNDERTAKE INSPECTIONS DURING CONSTRUCTION TO ENSURE ALL CONSTRUCTION WORKS ARE IN ACCORDANCE WITH THE MOST CURRENT ISSUE OF THE STRUCTURAL DRAWINGS AND THE CONTRACT DOCUMENT. THE RPEQ SHALL CERTIFY ALL CONSTRUCTION WORK (FORM 16). ANY ALTERNATIVE TECHNIQUE USED IN CONSTRUCTION SHALL BE FOLLOWED BY A DESIGN CERTIFICATE (FORM 15) BY THE CONTRACTOR'S PROFESSIONAL ENGINEER (RPEQ)

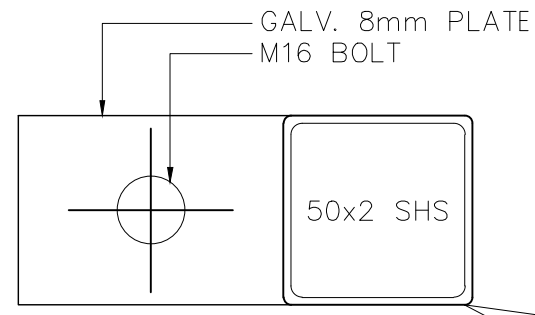
DRAWING AUTHORISED FOR PUBLICATION					DESIGN						BRISBANE CITY COUNCIL STANDARD DRAWING			
Ingo Condric 2019.08.04 11:53:10 ±10'00" for ASSET ENGINEERING MANAGER STRATEGIC ASSET MANAGEMENT DESIGN APPROVED C. Wood SENIOR CO-ORDINATOR NATURAL ENVIRONMENT ASSET SERVICES/BRISBANE INFRASTRUCTURE					DESIGN	CPO - P&D	DATE	DEC '14			SCALE		AS SHOWN	
					DRAWN	CPO - P&D	DATE	DEC '14	<b>GATE – NATURAL AREA – PEDESTRIAN ENTRY – GENERAL NOTES – SHEET 1 OF 3</b>		DWG No. <b>BSD-7033</b>			
B	Drawing Title Amended	FEB '16	JUL '16	JUL '16	CHECKED	BI - FSG - AS	DATE	DEC '14			ORIGINAL SIZE	A3	REVISION	B
A	ORIGINAL ISSUE	DEC '14	DEC '14	DEC '14	DRAWING FILENAME	BSD-7033 IBI Gate - Natural area - Pedestrian entry - General notes - Sheet 1 of 3.dwg								
ISSUE	AMENDMENT	DRAWN DATE	CHK'D DATE	APPR'D DATE	ASSOCIATED PLANS	BSD-7033-Sheets 2 & 3								



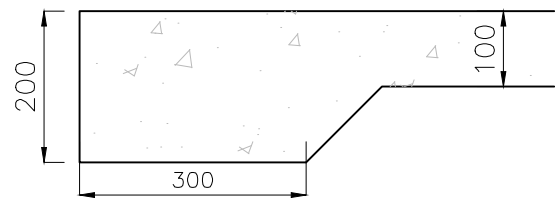
01  
14\_1 **PLAN VIEW**  
SCALE: 1:20



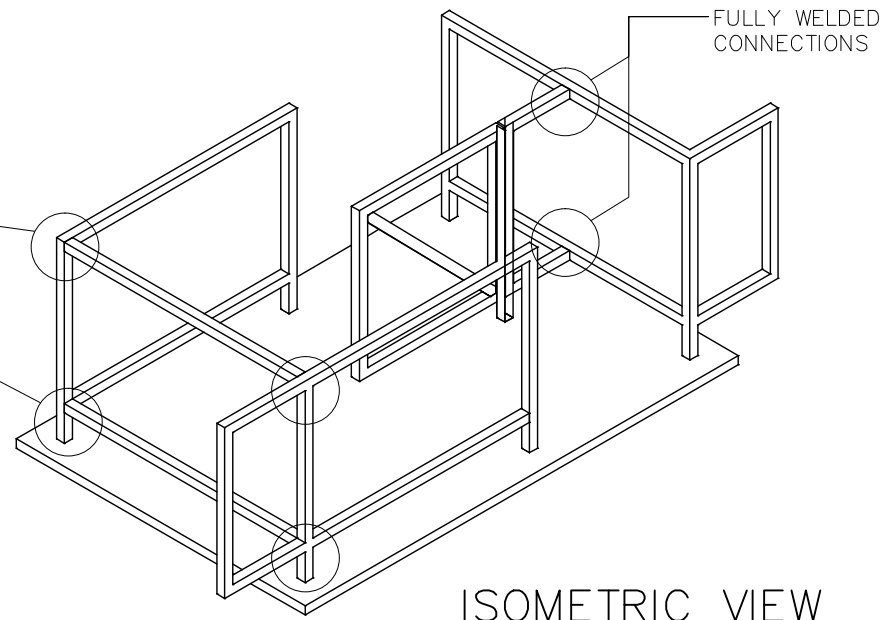
**TYPICAL GATE HINGE ASSEMBLY**  
SCALE: N.T.S



**TYPICAL FIXING PLATE DETAIL**  
SCALE: 1:2



**TYPICAL EDGE THICKENING DETAIL**  
SCALE: 1:10



**ISOMETRIC VIEW**  
SCALE: N.T.S

ISSUE	AMENDMENT	DRAWN DATE	CHK'D DATE	APPR'D DATE
B	Drawing Title Amended	FEB '16	JUL '16	JUL '16
A	ORIGINAL ISSUE	DEC '14	DEC '14	DEC '14

DRAWING AUTHORISED FOR PUBLICATION  
Inga Condric  
2015.06.04 12:01:08+10'00"  
prof ASSET ENGINEERING MANAGER  
STRATEGIC ASSET MANAGEMENT  
DESIGN APPROVED  
C.Wood  
SENIOR CO-ORDINATOR NATURAL ENVIRONMENT  
ASSET SERVICES/BRISBANE INFRASTRUCTURE

DESIGN	CPO - P&D	DATE	DEC '14
DRAWN	CPO - P&D	DATE	DEC '14
CHECKED	BI - FSG - AS	DATE	DEC '14
DRAWING FILENAME	BSD-7033 (BI) Gate - Natural area - Pedestrian entry - Details - Sheet 2 of 3.dwg		
ASSOCIATED PLANS	BSD-7033-Sheets 1 & 3		



**BRISBANE CITY COUNCIL STANDARD DRAWING**

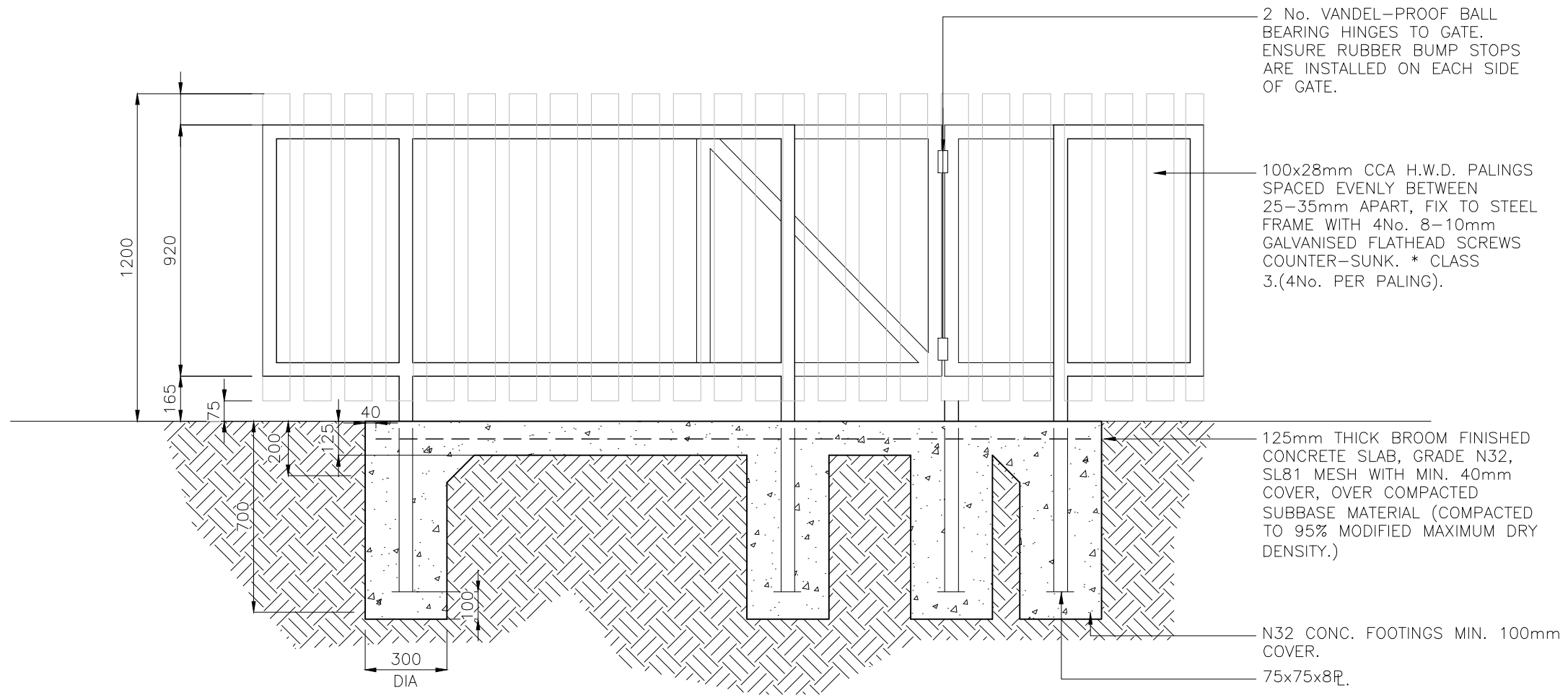
SCALE AS SHOWN

**GATE - NATURAL AREA - PEDESTRIAN ENTRY - DETAILS**

**SHEET 2 OF 3**

DWG No. **BSD-7033**

ORIGINAL SIZE A3 REVISION B



ELEVATION 01  
SCALE 1:20

ISSUE	AMENDMENT	DRAWN DATE	CHK'D DATE	APPR'D DATE
B	Drawing Title Amended	FEB '16	JUL '16	JUL '16
A	ORIGINAL ISSUE	DEC '14	DEC '14	DEC '14

DRAWING AUTHORISED FOR PUBLICATION  
 Ingo Condric  
 2015.06.04 14:19:59 +10'00'  
 prof ASSET ENGINEERING MANAGER  
 STRATEGIC ASSET MANAGEMENT  
 DESIGN APPROVED  
 C. Wood  
 SENIOR CO-ORDINATOR NATURAL ENVIRONMENT  
 ASSET SERVICES/BRISBANE INFRASTRUCTURE

DESIGN	DATE
CPO - P&D	DEC '14
DRAWN	DATE
CPO - P&D	DEC '14
CHECKED	DATE
BI - FSG - AS	DEC '14
DRAWING FILENAME	BSD-7033 (B) Gate - Natural area - Pedestrian entry - Details - Sheet 3 of 3.dwg
ASSOCIATED PLANS	BSD-7033-Sheets 1 & 2



**BRISBANE CITY COUNCIL STANDARD DRAWING**

SCALE AS SHOWN

**GATE - NATURAL AREA - PEDESTRIAN ENTRY - DETAILS**

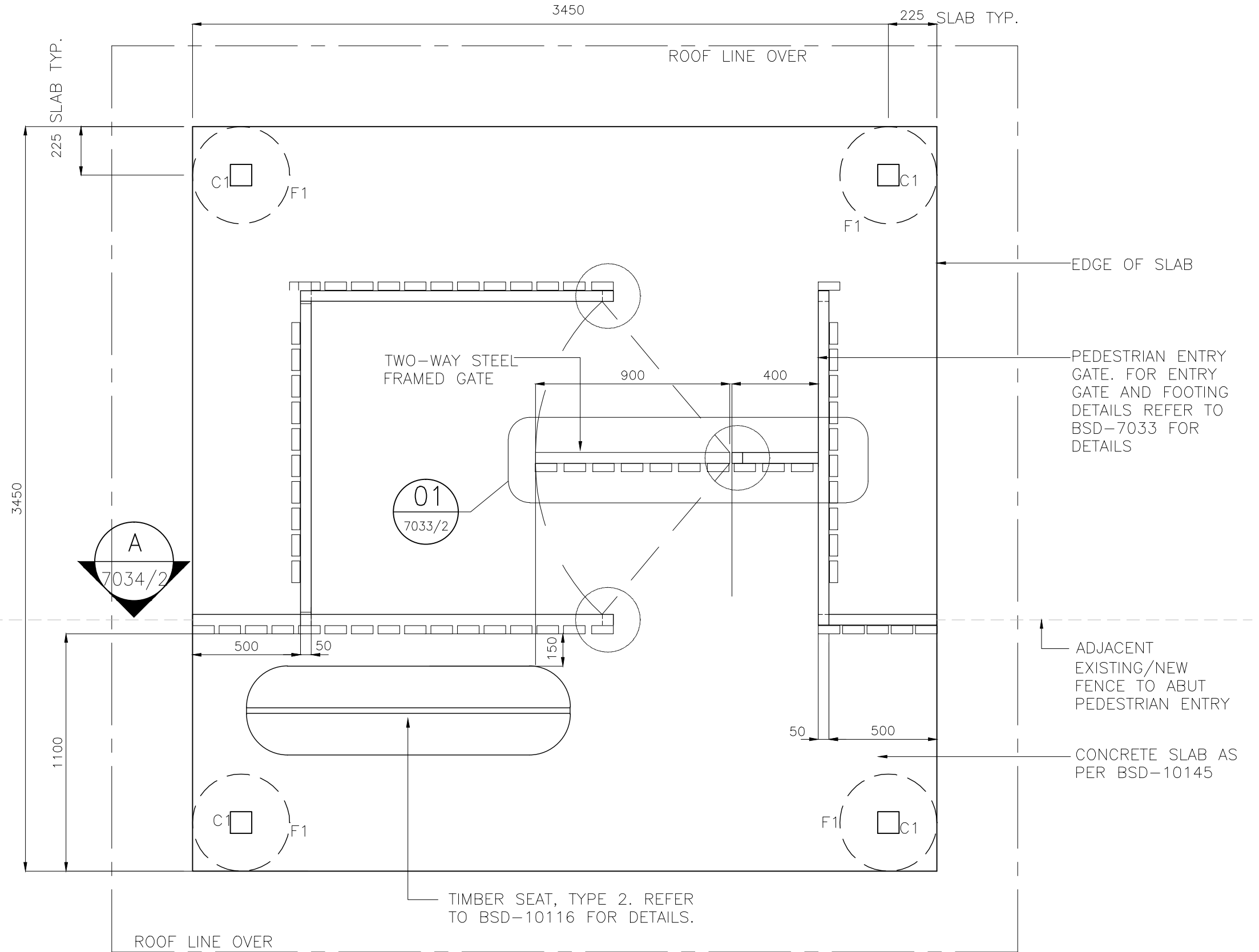
**SHEET 3 OF 3**

DWG No. **BSD-7033**

ORIGINAL SIZE A3 REVISION B


# GENERAL NOTES

1. REFER TO BSD-7033 FOR PEDESTRIAN ENTRY GATE AND FOOTING DETAILS.
2. REFER TO BSD-7034 SHEET 2 OF 2 FOR TYPICAL ELEVATION.
3. REFER TO BSD-10141 SMALL SHELTER - NATURAL AREA FOR SHELTER, SHELTER FOOTINGS, CONCRETE SLAB AND STRUCTURAL DETAILS.



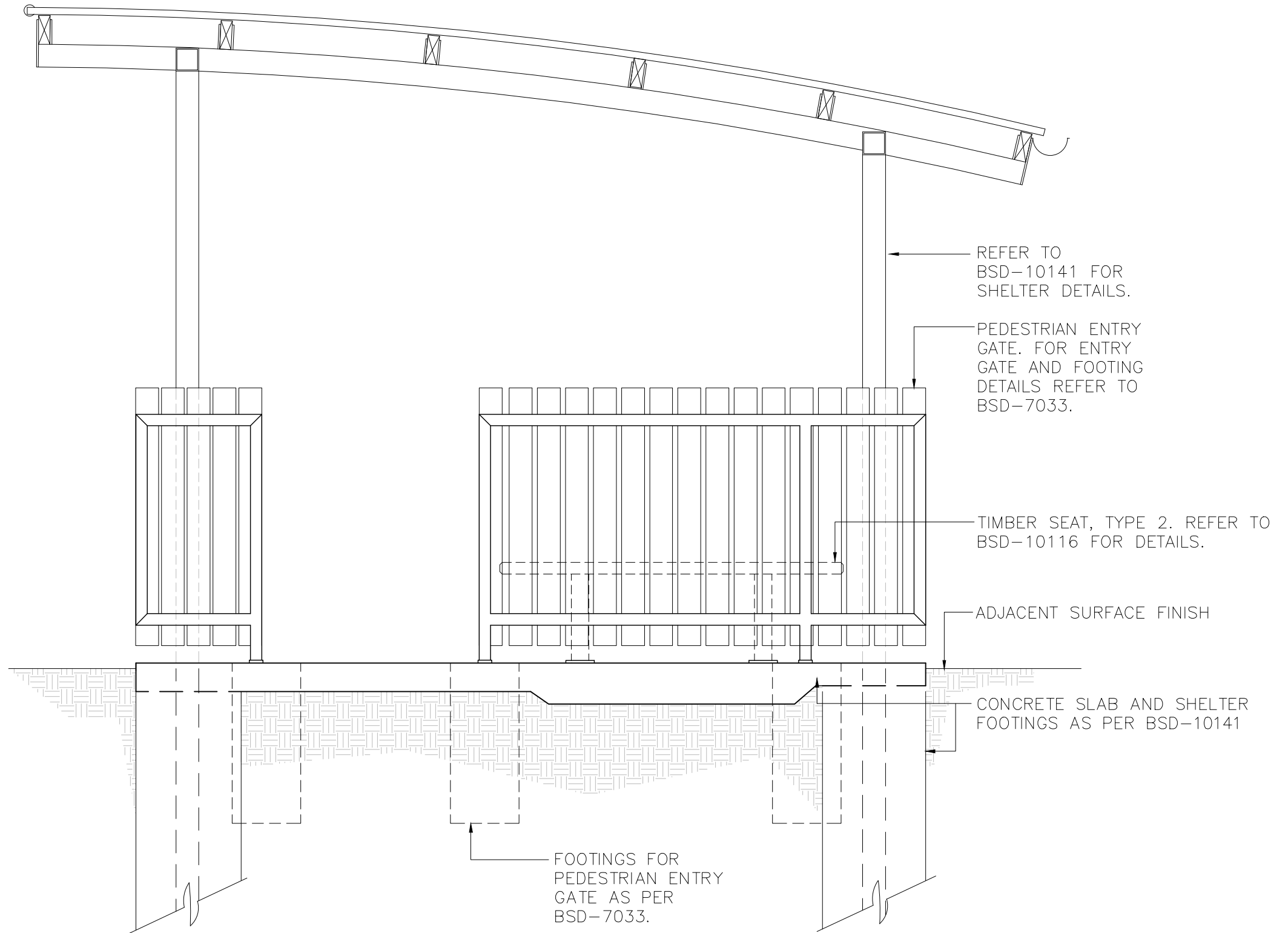
## SETOUT PLAN

SCALE: 1:20


DRAWING AUTHORISED FOR PUBLICATION					DESIGN	CPO - P&D	DATE	MAR '15		<b>BRISBANE CITY COUNCIL STANDARD DRAWING</b>		
Inga Candric 2015.06.04 14:20:58+10'00'					DRAWN	CPO - P&D	DATE	MAR '15		SCALE	AS SHOWN	
of ASSET ENGINEERING MANAGER STRATEGIC ASSET MANAGEMENT					CHECKED	BI - FSG - AS	DATE	MAR '15		DWG No.	<b>BSD-7034</b>	
DESIGN APPROVED					DRAWING FILENAME	BSD-7034 (A) Gate - natural area - pedestrian entry with shelter - sheet 1 of 2.dwg				ORIGINAL SIZE	A3	
A	ORIGINAL ISSUE	MAR '15	MAR '15	MAR '15	ASSOCIATED PLANS	BSD-7034-Sheet 2			REVISION	A		
ISSUE	AMENDMENT	DRAWN DATE	CHK'D DATE	APPR'D DATE	SENIOR CO-ORDINATOR NATURAL ENVIRONMENT ASSET SERVICES/BRISBANE INFRASTRUCTURE			GATE - NATURAL AREA - PEDESTRIAN ENTRY WITH SHELTER - SHEET 1 OF 2				

# GENERAL NOTES

1. REFER TO BSD-7033 FOR PEDESTRIAN ENTRY GATE AND FOOTING DETAILS.
2. REFER TO BSD-7034 SHEET 1 OF 2 FOR PLAN.
3. REFER TO BSD-10141 SMALL SHELTER - NATURAL AREA FOR SHELTER, SHELTER FOOTINGS, CONCRETE SLAB AND STRUCTURAL DETAILS.



ENTRY GATE WITH SHELTER - PLAN  
SCALE: 1:20

					DRAWING AUTHORISED FOR PUBLICATION				DESIGN		CPO - P&D		DATE		MAR '15		 <b>BRISBANE CITY COUNCIL STANDARD DRAWING</b>		SCALE		AS SHOWN	
					Inga Condric 2015.06.04 14:35:25+10'00' of ASSET ENGINEERING MANAGER STRATEGIC ASSET MANAGEMENT DESIGN APPROVED				DRAWN		CPO - P&D		DATE		MAR '15				DWG No.		BSD-7034	
					C.Wood SENIOR CO-ORDINATOR NATURAL ENVIRONMENT ASSET SERVICES/BRISBANE INFRASTRUCTURE				CHECKED		BI - FSG - AS		DATE		MAR '15		ORIGINAL SIZE		A3			
									DRAWING FILENAME		BSD-7034 (A) Gate - natural area - pedestrian entry with shelter - sheet 2 of 2.dwg						REVISION		A			
									ASSOCIATED PLANS		BSD-7034-Sheet 1											
A ORIGINAL ISSUE					MAR '15		MAR '15		MAR '15													
ISSUE					AMENDMENT																	

## GENERAL NOTES & SPECIFICATIONS

1. ENSURE ENTRANCE BARRIERS ARE LOCATED IN ACCORDANCE WITH THE PARKS CHAPTER OF INFRASTRUCTURE DESIGN PLANNING SCHEME POLICY.
2. POSITION GATES AWAY FROM MAIN PEDESTRIAN AREAS.
3. ENSURE THAT MAINTENANCE VEHICLES CAN ACCESS THE GATE VIA THE STREET OR PATHWAY AREAS WITHIN THE PARK.
4. STOP SIGN TO R1-1 SIGN SPECIFICATIONS IN THE MANUAL OF UNIFORM TRAFFIC CONTROL DEVICES (MUTCD).
5. POSTS TO BE POSITIONED IN A STRAIGHT LINE WITH ADJOINING BOLLARDS OR BARRIERS AT 1500mm CENTRES.
6. ENSURE ENTRANCE BARRIERS ARE CLEANED OF CONCRETE SLURRY OR SPRAY WHEN INSTALLED TO PREVENT STAINING OR DAMAGE TO APPLIED FINISHES.
7. AUSTRALIAN STANDARDS SHALL BE IN ACCORDANCE WITH THE CURRENT EDITIONS OF THE REFERENCED AUSTRALIAN STANDARDS EXCEPT WHERE VARIED BY SPECIFICATIONS AND/OR DRAWINGS.
8. POSITION LOCKRAILS AWAY FROM MAIN PEDESTRIAN AREAS. ENSURE THAT MAINTENANCE VEHICLES CAN ACCESS THE LOCKRAIL VIA THE STREET OR ROADS AREAS WITHIN THE PARK.
9. PROVIDE A SETBACK OR QUEUING AREA AND FORMED DRIVEWAY BETWEEN THE LOCKRAIL AND STREET AS REQUIRED UNDER THE INFRASTRUCTURE DESIGN PLANNING SCHEME POLICY; TRANSPORT, ACCESS, PARKING AND SERVICING PLANNING SCHEME POLICY OR AS SHOWN ON THE PLAN.
10. ALL DIMENSIONS IN MILLIMETRES (U.N.O.).

## FIXTURES/FITTINGS/METAL WORK NOTES

- F1. ENTIRE FABRICATION TO BE MILD STEEL HOT-DIPPED GALVANISED TO THE FOLLOWING AUSTRALIAN STANDARDS:
  - FERROUS OPEN SECTIONS TO AS4791.
  - FERROUS HOLLOW SECTIONS TO AS4792.
- F2. METAL WORK WITHIN FOOTINGS TO BE COAL TAR EPOXIED.
- F3. ENSURE ALL WELDS ARE 5mm THICK CONTINUOUS FILLET WELDS (C.F.W.) TO AS/NZS1554 WITH COLD GALVANISING TREATMENT TO COMPLETED WELDS.
- F4. RAILS TO BE GALVANISED STEEL TUBE TO AS1163 OF THE FOLLOWING SIZES:
  - 65NB x 3.6mm WALL (MEDIUM DUTY) FOR USE WITH STEEL POSTS.
  - 80NB x 4.0mm WALL (MEDIUM DUTY) FOR USE WITH TIMBER POSTS.
- F5. ARRIS ALL LEADING EDGES, ENSURING ALL WELDING SLAG AND BARBS ARE REMOVED PRIOR TO GALVANISING AND APPLIED FINISHES.
- F6. POWDERCOAT FINISH AFTER GALVANISING TO AS4506 TO POSTS AFTER GALVANISING. FINISH COLOUR TO BE BSD-1003 BRISBANE CITY COUNCIL CORPORATE COLOUR PALLETTE (& AS2700 EQUIVALENT) "YELLOW 5" (AS2700S-1996 "Y11 CANARY" EQUIV.). APPLY REFLECTIVE TAPE IN SPIRAL PATTERN ACROSS RAIL.
- F7. APPLY CLASS 1A RETROREFLECTIVE TAPE IN PATTERN ACROSS TOP RAIL AND POSTS (IF APPLICABLE) AS SHOWN IN ASSOCIATED DETAILS - REFER BSD-7053, BSD-7054 & BSD-7055.
- F8. COUNCIL TO SUPPLY AND INSTALL PADLOCKS. CONTACT COUNCIL ON 3403 8888.
- F9. WHERE POSSIBLE ALL FIXINGS TO BE TAMPER/VANDAL PROOF TO MINIMISE DAMAGE OR THEFT.


## CONCRETE WORK NOTES

- C1. ALL WORKMANSHIP AND MATERIAL SHALL BE IN ACCORDANCE WITH AS3600.
- C2. AT A MINIMUM ALL CONCRETE TO BE GRADE N25. CONCRETE SHALL BE NORMAL CLASS CONCRETE UNLESS DIRECTED OTHERWISE. N25 SHALL MEAN NORMAL CLASS CONCRETE WITH A 28 DAY CHARACTERISTIC STRENGTH OF 25MPa. CONCRETE MIX DESIGN SHALL BE SUBMITTED TO THE SITE SUPERINTENDENT FOR APPROVAL FIVE (5) DAYS PRIOR TO ORDERING.
- C3. ALL CEMENT TO BE TYPE GP OR GB TO AS3972 UNLESS SPECIFIED OTHERWISE.
- C4. NOMINAL AGGREGATE SIZE TO BE 20mm, SLUMP TO BE NOT GREATER THAN 80mm.
- C5. THE BOTTOMS OF ALL FOOTINGS ARE TO BE CLEANED OF ALL LOOSE MATERIAL AND WATER PRIOR TO PLACING CONCRETE.

## TIMBER WORK NOTES

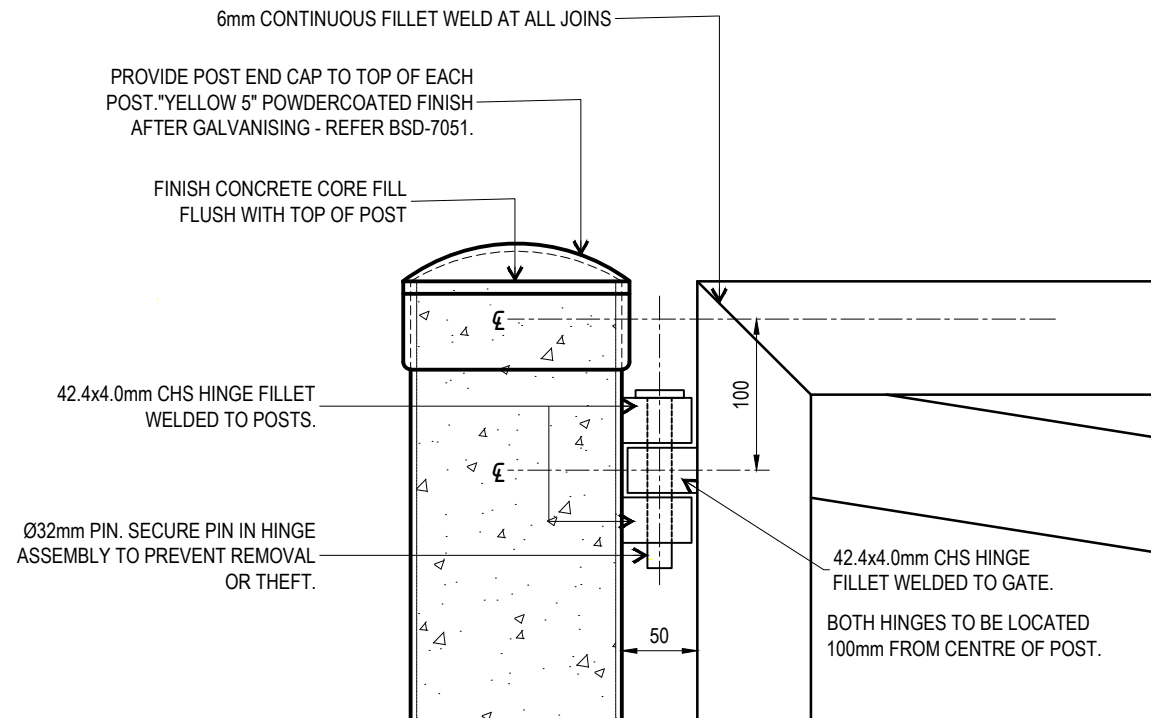
- T1. TIMBER SHOULD BE SOURCED FROM LEGAL AND SUSTAINABLE SOURCES. TIMBERS ARE CONSIDERED ACCEPTABLE WHERE THERE IS A HIGH DEGREE OF CERTAINTY THAT THEY ARE FROM FORESTS, EITHER NATIVE OR PLANTATION, THAT ARE LEGALLY HARVESTED AND SUSTAINABLY MANAGED. THE CONTRACTOR IS TO SUBMIT EVIDENCE THAT THE TIMBER HAS BEEN OBTAINED FROM A LEGAL AND SUSTAINABLE SOURCE.
- T2. ALL TIMBER TO BE ACQ PRESSURE TREATED OR TANALITH E (COPPER AZOL) TO AS1608 TREATED ROUGH SAWN APPEARANCE GRADE HARDWOOD OF ONE SPECIES.
- T3. ALL EXPOSED EDGES TO RECEIVE MIN. 5mm WIDE ARRIS.
- T4. PRIOR TO INSTALLATION, ALL CUTS, EDGES, JOINTS TO RECEIVE LIBERAL COATINGS WITH AN APPROVED TIMBER PRESERVATIVE.
- T5. ALL TIMBER IN CONTACT WITH GROUND TO BE PRESERVATIVE TREATED HAZARD CLASS H5 TO AS 1604 AND HAVE A DURABILITY CLASS 1 OR 2 TO AS5604.
- T6. ALL TIMBER TO BE FREE OF KNOTS, SPLINTERS, CRACKS OR ANY MAJOR DEFECT.
- T7. TIMBER PRESERVATIVES - WHERE NO FINISH SPECIFIED, ALL TIMBER TO RECEIVE 3 x COATS OF CLEAR APPROVED TIMBER PRESERVATIVE SUCH AS COPPER NAPHTHENATE OIL (FOR ABOVE GROUND USE) AND COPPER NAPHTHENATE EMULSION (FOR BELOW GROUND USE) - COAT ENTIRE BOLLARD PRIOR TO PLACING.
- T8. COLOUR SELECTION WHERE APPLICABLE IN ACCORDANCE WITH BSD-1003 BRISBANE CITY COUNCIL CORPORATE COLOUR PALLETTE (& AS2700 EQUIVALENT). COAT ENTIRE BOLLARD PRIOR TO PLACING.

REFER TO BSD-7053, BSD-7054  
& BSD-7055 FOR ASSOCIATED  
DETAILS

	BRISBANE CITY COUNCIL STANDARD DRAWING		PUBLISH DATE	MAR 2021
	ENTRANCE BARRIERS - GENERAL NOTES		SCALE	AS SHOWN
			DRAWING NUMBER	BSD-7051
	ORIGINAL SIZE	A3	REVISION	D



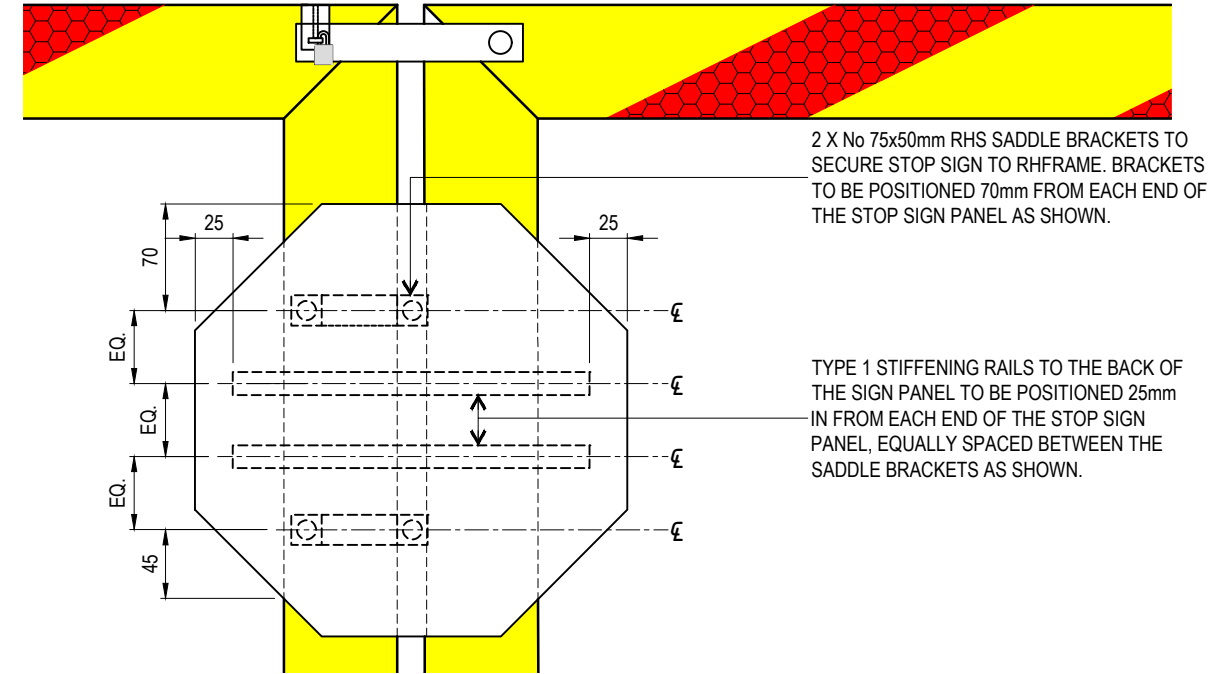
NOTE: PROVIDE FIXINGS OF A TYPE AND MATERIAL SUITABLE, SUFFICIENT AND MATCHING IN FINISH AND APPEARANCE TO THE COMPONENTS FASTENED, PROVIDE INSULATION BETWEEN DISSIMILAR MATERIALS, UNLESS SPECIFIED OTHERWISE. WHERE POSSIBLE ALL FIXINGS TO BE TAMPER / VANDAL PROOF TO MINIMISE THEFT OR DAMAGE. AS AN EXAMPLE: ONLY ONE SIGN IS SHOWN ATTACHED TO GATE FRAME.



**STEEL LOCK GATE HINGE DETAIL**

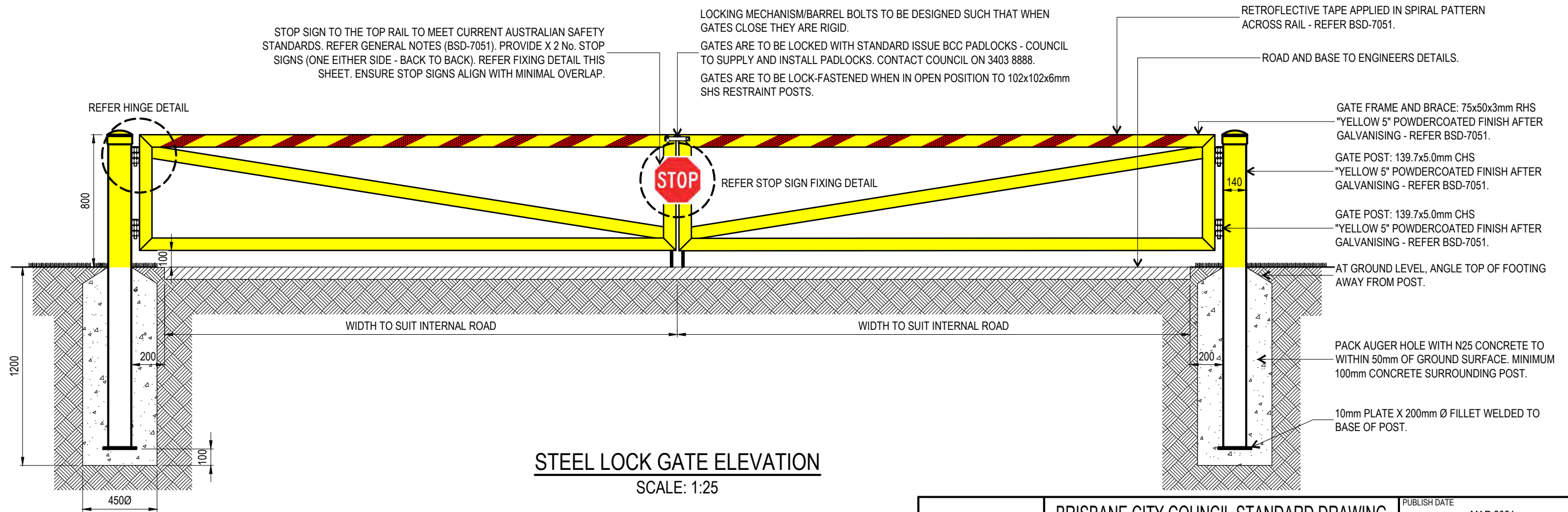
SCALE: 1:5

REFER TO BSD-7051 FOR ASSOCIATED SPECIFICATIONS.



**STOP SIGN FIXING DETAIL**

SCALE: 1:5



**STEEL LOCK GATE ELEVATION**

SCALE: 1:25

STOP SIGN TO THE TOP RAIL TO MEET CURRENT AUSTRALIAN SAFETY STANDARDS. REFER GENERAL NOTES (BSD-7051). PROVIDE X 2 No. STOP SIGNS (ONE EITHER SIDE - BACK TO BACK). REFER FIXING DETAIL THIS SHEET. ENSURE STOP SIGNS ALIGN WITH MINIMAL OVERLAP.

LOCKING MECHANISM/BARREL BOLTS TO BE DESIGNED SUCH THAT WHEN GATES CLOSE THEY ARE RIGID.  
GATES ARE TO BE LOCKED WITH STANDARD ISSUE BCC PADLOCKS - COUNCIL TO SUPPLY AND INSTALL PADLOCKS. CONTACT COUNCIL ON 3403 8888.  
GATES ARE TO BE LOCK-FASTENED WHEN IN OPEN POSITION TO 102x102x6mm SHS RESTRAINT POSTS.

RETROREFLECTIVE TAPE APPLIED IN SPIRAL PATTERN ACROSS RAIL - REFER BSD-7051.

ROAD AND BASE TO ENGINEERS DETAILS.

GATE FRAME AND BRACE: 75x50x3mm RHS "YELLOW 5" POWDERCOATED FINISH AFTER GALVANISING - REFER BSD-7051.

GATE POST: 139.7x5.0mm CHS "YELLOW 5" POWDERCOATED FINISH AFTER GALVANISING - REFER BSD-7051.

GATE POST: 139.7x5.0mm CHS "YELLOW 5" POWDERCOATED FINISH AFTER GALVANISING - REFER BSD-7051.

AT GROUND LEVEL, ANGLE TOP OF FOOTING AWAY FROM POST.

PACK AUGER HOLE WITH N25 CONCRETE TO WITHIN 50mm OF GROUND SURFACE. MINIMUM 100mm CONCRETE SURROUNDING POST.

10mm PLATE X 200mm Ø FILLET WELDED TO BASE OF POST.

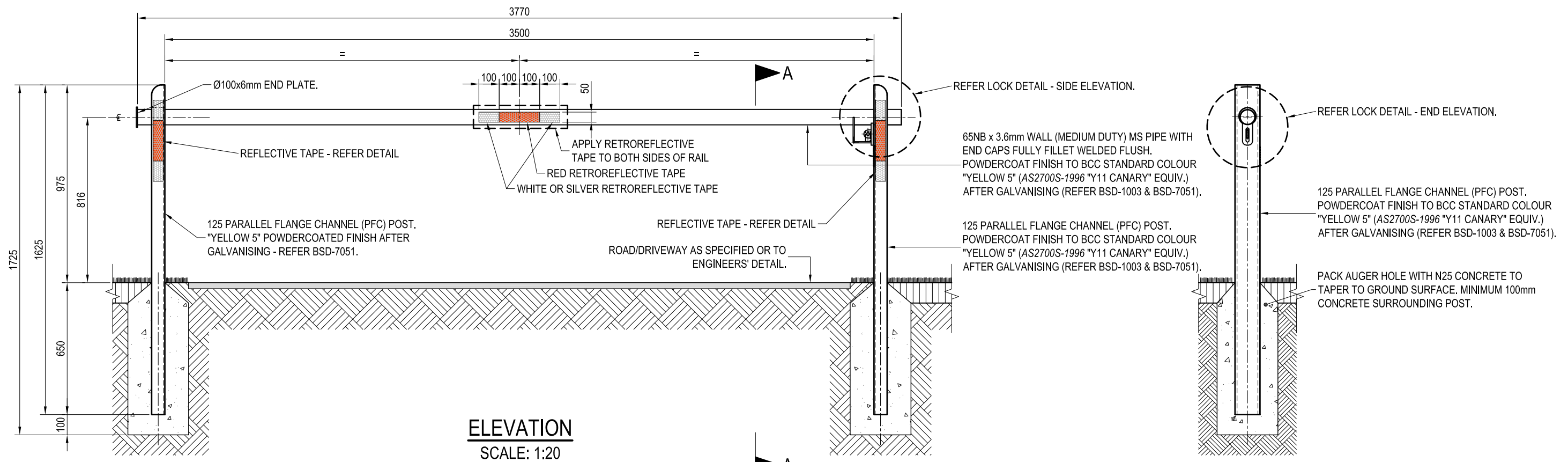
THE FITNESS FOR PURPOSE OF THIS STANDARD DRAWING FOR A SPECIFIC PROJECT SHALL BE ASSESSED AND ACCEPTED BY A SUITABLY QUALIFIED REGISTERED PROFESSIONAL ENGINEER OF QUEENSLAND (RPEQ).



BRISBANE CITY COUNCIL STANDARD DRAWING

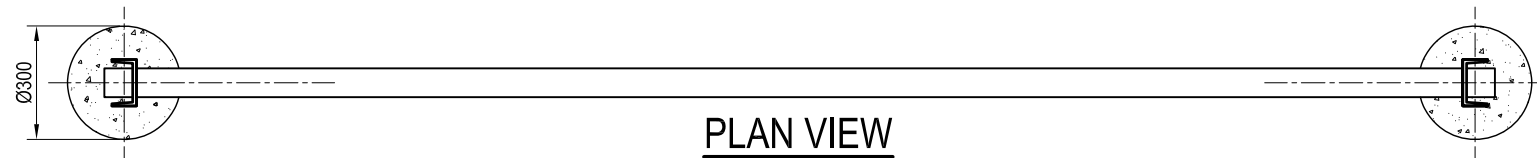
ENTRANCE BARRIER -  
DOUBLE SWING GATE

PUBLISH DATE		MAR 2021
SCALE		AS SHOWN
DRAWING NUMBER		BSD-7053
ORIGINAL SIZE	REVISION	
A3	B	

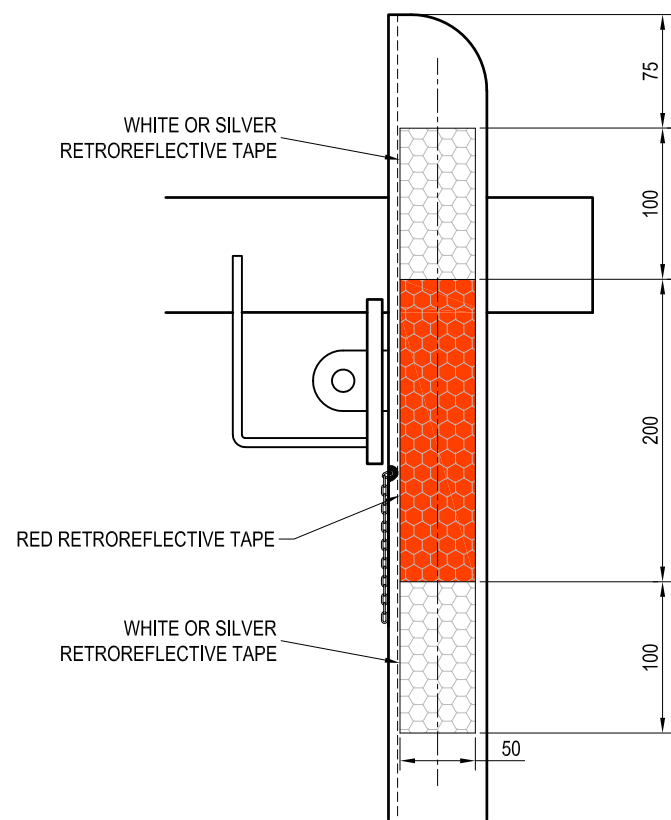


**ELEVATION**  
SCALE: 1:20

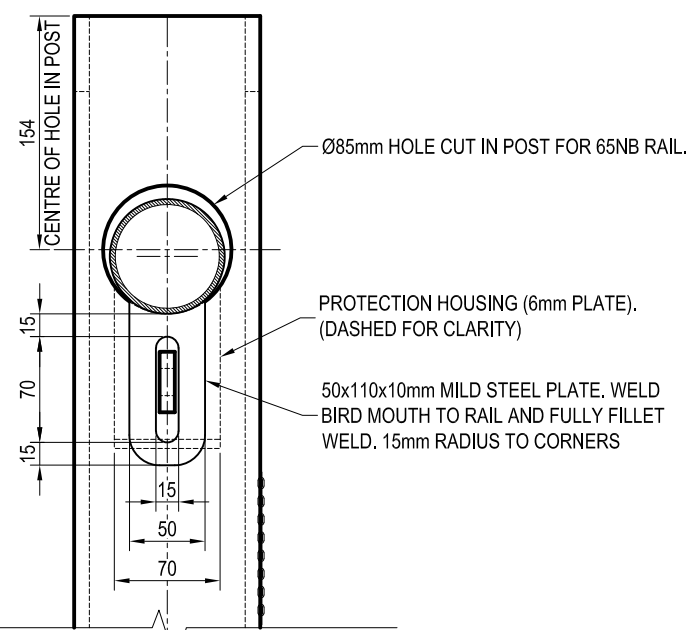
**SECTIONAL ELEVATION A-A**  
SCALE: 1:20



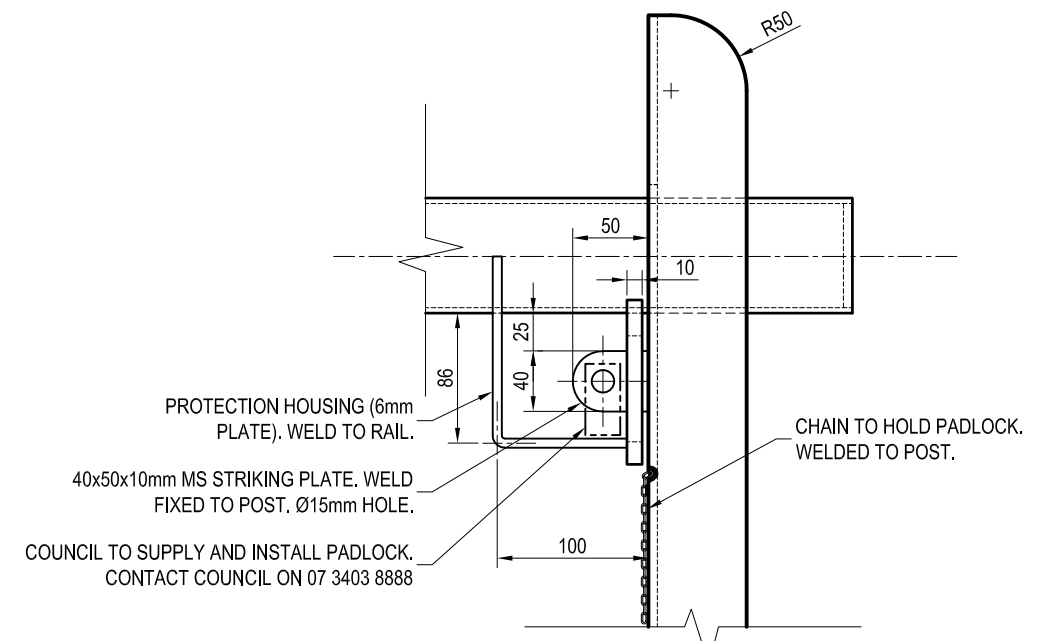
**PLAN VIEW**  
SCALE: 1:20



**REFLECTIVE TAPE DETAIL**  
SCALE: 1:5  
APPLY TO BOTH SIDE OF POST



**LOCK DETAIL - END ELEVATION**  
SCALE: 1:5



**LOCK DETAIL - SIDE ELEVATION**  
SCALE: 1:5

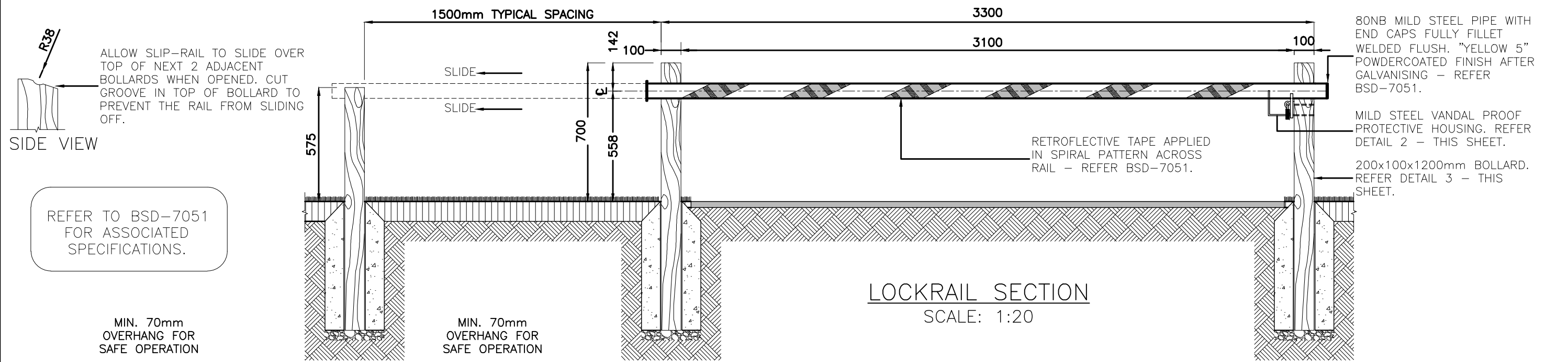
REFER TO BSD-7051 FOR ASSOCIATED SPECIFICATIONS.



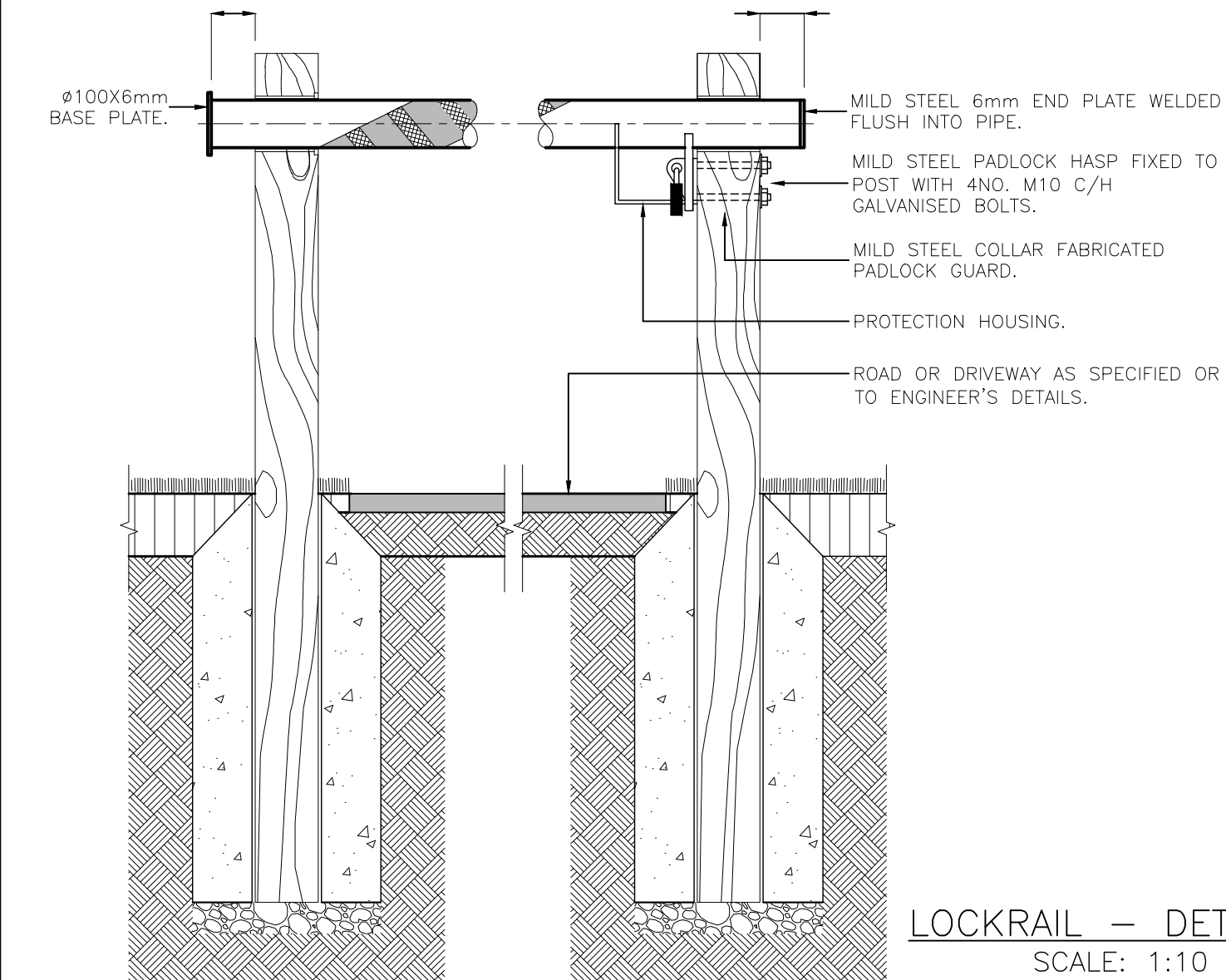
BRISBANE CITY COUNCIL STANDARD DRAWING

ENTRANCE BARRIER -  
LOCKRAIL WITH STEEL POSTS

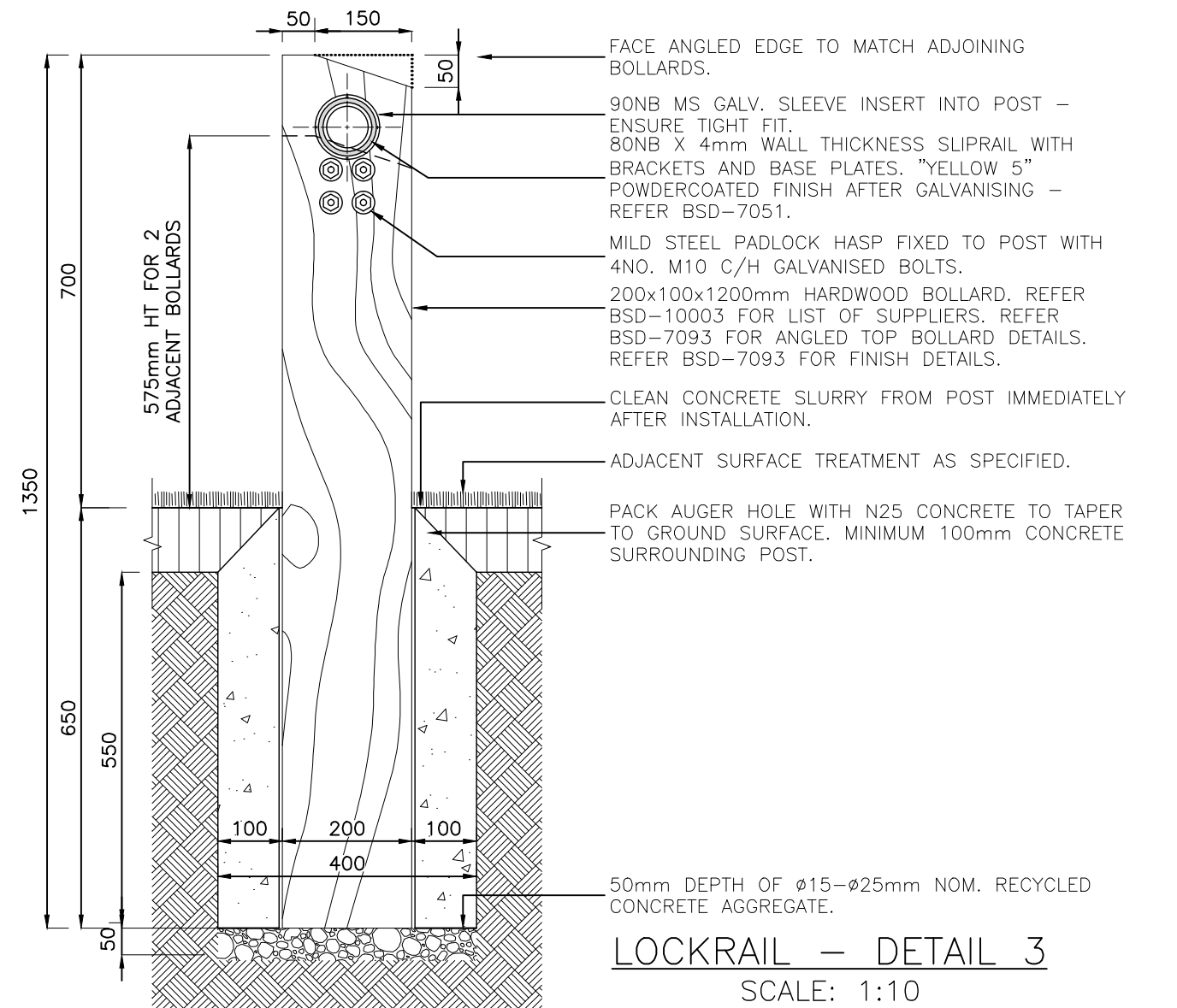
PUBLISH DATE		NOV 2019
SCALE		AS SHOWN
DRAWING NUMBER		BSD-7054
ORIGINAL SIZE	REVISION	
A3	B	



REFER TO BSD-7051 FOR ASSOCIATED SPECIFICATIONS.



LOCKRAIL - DETAIL 2  
SCALE: 1:10



LOCKRAIL - DETAIL 3  
SCALE: 1:10

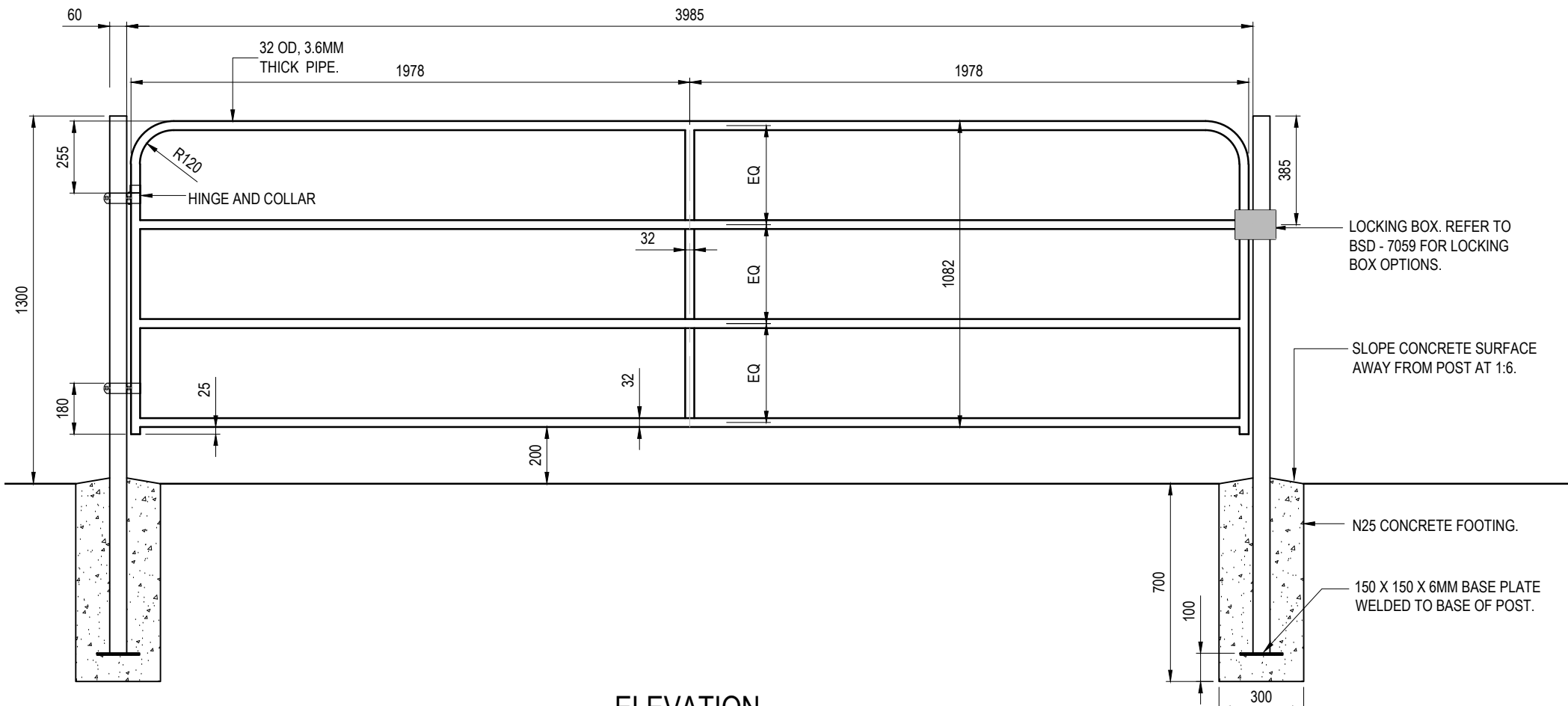
A	Drawing Converted From UMS Series April 2014	APR '14	APR '14	APR '14
ISSUE	AMENDMENT	DRAWN DATE	CHK'D DATE	APPR'D DATE

DRAWING AUTHORISED FOR PUBLICATION PAUL COTTON SIGNATURE ON ORIGINAL DATED 03/09/04 MANAGER INFRASTRUCTURE MANAGEMENT R.P.E.Q. 2546				DESIGN	Std Dwgs WG	DATE	OCT '13
DESIGN APPROVED LAUREN TEMPLEMAN SIGNATURE ON ORIGINAL DATED 31/08/04				DRAWN	CPO - P&D	DATE	OCT '13
PRICIPAL PROGRAM OFFICER PARKS				CHECKED	UMD - E&P & IMB	DATE	OCT '13
				DRAWING FILENAME	BSD-7055 (A) Entrance barrier - Lockrail with timber posts.dwg		
				ASSOCIATED PLANS	SUPERSEDES UMS-730		

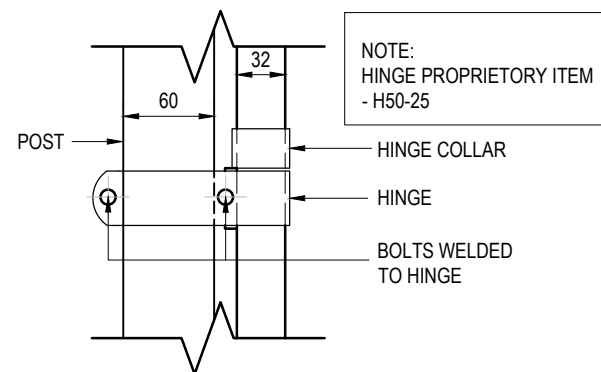


<b>BRISBANE CITY COUNCIL STANDARD DRAWING</b>	
ENTRANCE BARRIER - LOCKRAIL WITH TIMBER POSTS	
SCALE	AS SHOWN
DWG No.	<b>BSD-7055</b>
ORIGINAL SIZE	A3
REVISION	A

**PLAN**  
SCALE: 1:20



**ELEVATION**  
SCALE: 1:20



**HINGE DETAIL**  
SCALE: 1:5

**GENERAL NOTES**


- G1. ENSURE THAT WORK IS IN ACCORDANCE WITH BRISBANE CITY COUNCIL ENVIRONMENTAL BEST PRACTICE NOTES.
- G2. SITE SETOUT TO BE VERIFIED BY SUPERINTENDENT OR LANDSCAPE ARCHITECT PRIOR TO THE COMMENCEMENT OF CONSTRUCTION WORKS.
- G3. VERIFY LOCATION OF ALL SERVICES AND EASEMENTS PRIOR TO THE COMMENCEMENT OF WORKS.
- G4. WRITTEN DIMENSIONS TAKE PRECEDENCE OVER SCALED DISTANCES.
- G5. VERIFY ALL DIMENSIONS ON SITE PRIOR TO CONSTRUCTION.
- G6. STRUCTURES HAVE BEEN DESIGNED ON THE ASSUMPTION THAT THE MINIMUM ALLOWABLE BEARING CAPACITY FOR SOIL IS 100KPa AND TERRAIN CATEGORY = 2.5.
- G7. IN EACH CASE ENGINEERING CERTIFICATION AND MODIFICATION AS NECESSARY WILL BE REQUIRED FOR PARTICULAR SOIL AND SITE CONDITIONS.
- G8. THE COPYRIGHT OF THIS DRAWING REMAINS THE PROPERTY OF THE BRISBANE CITY COUNCIL.
- G9. REFER TO BSD - 7059 FOR LOCKING BOX TYPE AND DETAILS.

**NOTES**

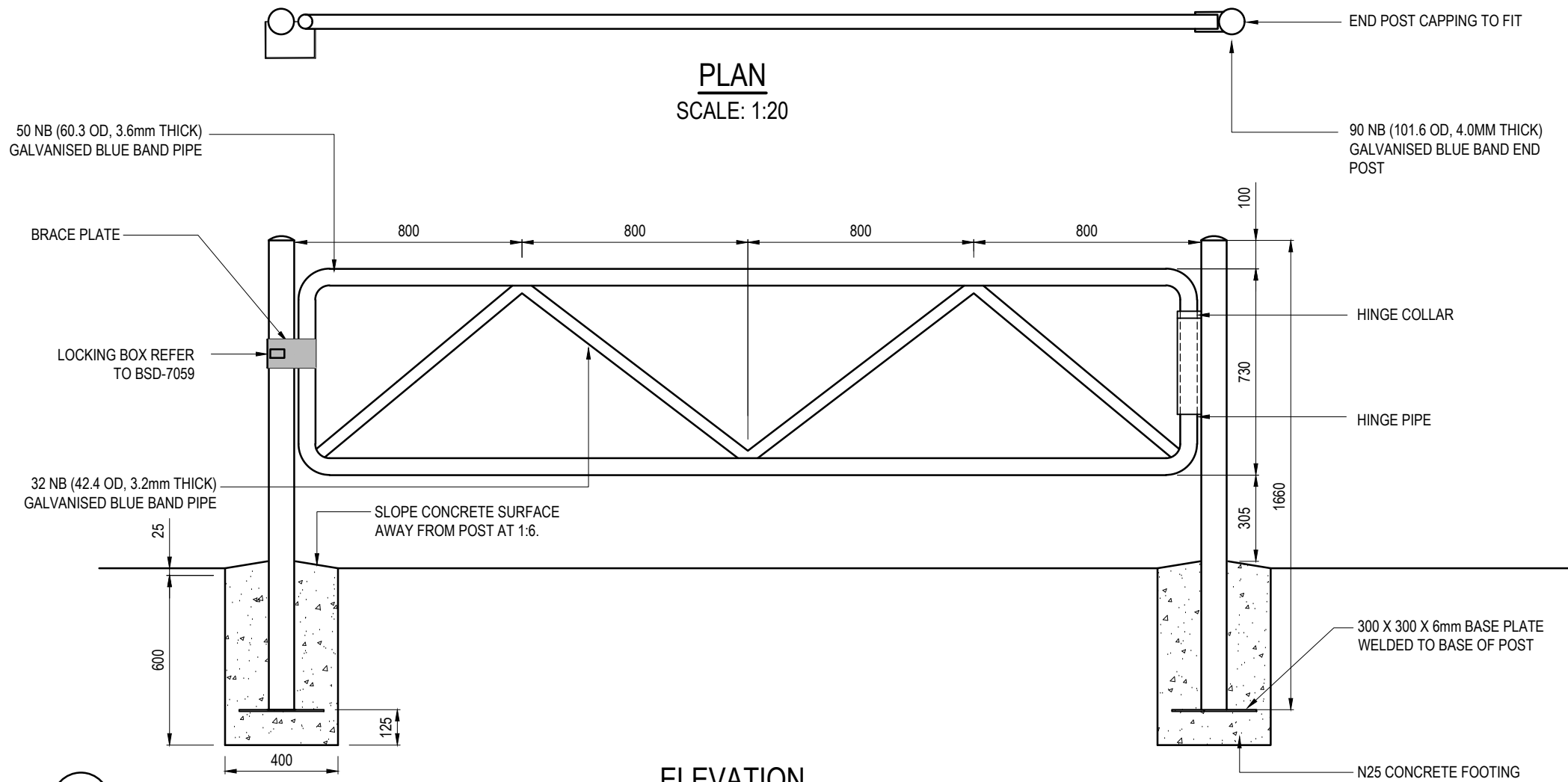
- N1. WHERE STANDARD IS FOR USE IN A NON-MARINE ENVIRONMENT (UP TO 1km FROM THE FORESHORE), THE FOLLOWING PROTECTION TREATMENT IS REQUIRED:
  - HOT DIP GALVANISING: FERROUS OPEN SECTIONS TO AS4791.
  - FERROUS HOLLOW SECTIONS TO AS4792.
  - STEEL WORK TO BE POWDERCOATED TO AS4506 - COLOUR 'YELLOW'.
- N2. WHERE STANDARD IS REQUIRED FOR USE WITHIN MARINE ENVIRONMENT, THE FOLLOWING PROTECTION TREATMENT IS REQUIRED:
  - STEELWORK HOT DIP GALVANISING: 85 MICRONS (600g/m<sup>2</sup>) MIN;
  - SWEEP ABRASIVE BLAST;
  - STEELWORK FIRST COAT: EPOXY PRIMER 75 MICRONS MIN;
  - STEELWORK SECOND COAT: TWO PACK ACRYLIC OR POLYURETHANE GLOSS 75 MICRONS MIN;
- N3. PAINT SYSTEMS TO BE IN ACCORDANCE WITH AS2312 AND IS DESIGNATED HDG600P6 AND HDG600P.
- N4. GATE POSTS TO BE 60NB GALVANISED STEEL TUBE TO AS/NZ1163.
- N5. RAILS TO BE 32OD, 3.6mm THICK GALVANISED STEEL TUBE TO AS/NZ1163.
- N6. POSTS TO BE VERTICAL.
- N7. ALL RAILS ARE SWAGED AND WELDED.
- N8. ALL JOINTS TO BE FULLY WELDED. WELDS TO BE 5 THICK C.F.W (CONTINUOUS FILLET WELDS) TO AS/NZS1554.1.
- N9. GATE AND ADJACENT POSTS TO BE POWDER COATED 'YELLOW'.

ISSUE	AMENDMENT	DRAWN DATE	CHK'D DATE	APPR'D DATE
B	Note Numbers Added/Updated, AS/NZS Reference in Note N8 Corrected	SEP '18	APR '19	APR '19
A	ORIGINAL ISSUE	DEC '14	DEC '14	DEC '14

DRAWING AUTHORISED FOR PUBLICATION			
DESIGN	CPD - P&D	DATE	DEC '14
DRAWN	CPD - P&D	DATE	DEC '14
CHECKED	BI - FSG - AS	DATE	DEC '14
DRAWING FILENAME	BSD-7056 (B) Vehicle access gate - Natural area - Light duty.dwg		
ASSOCIATED PLANS			

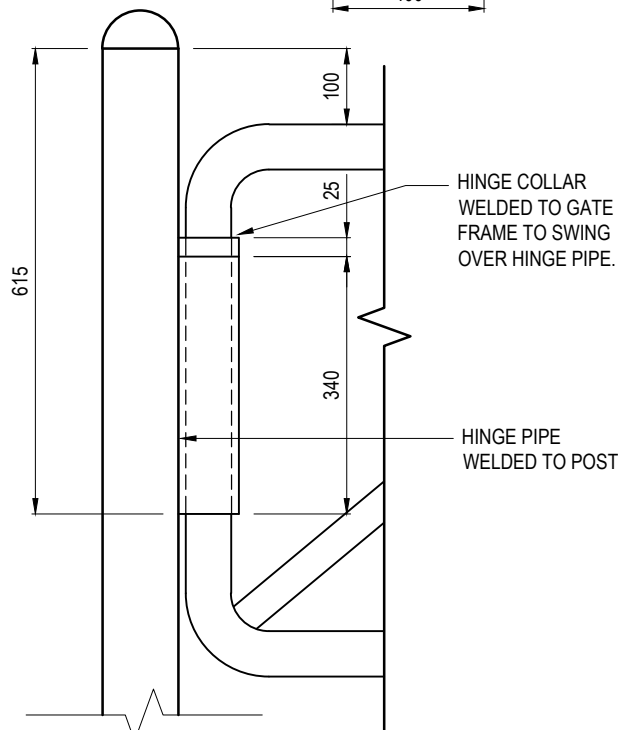


BRISBANE CITY COUNCIL STANDARD DRAWING	
VEHICLE ACCESS GATE NATURAL AREA LIGHT DUTY	SCALE AS SHOWN
	DWG No. BSD-7056
ORIGINAL SIZE A3	REVISION B



**PLAN**  
SCALE: 1:20

**ELEVATION**  
SCALE: 1:20



**HINGE DETAIL**  
SCALE: 1:10

**GENERAL NOTES**

- G1. ENSURE THAT WORK IS IN ACCORDANCE WITH BRISBANE CITY COUNCIL ENVIRONMENTAL BEST PRACTICE NOTES.
- G2. SITE SETOUT TO BE VERIFIED BY SUPERINTENDENT OR LANDSCAPE ARCHITECT PRIOR TO THE COMMENCEMENT OF CONSTRUCTION WORKS.
- G3. VERIFY LOCATION OF ALL SERVICES AND EASEMENTS PRIOR TO THE COMMENCEMENT OF WORKS.
- G4. WRITTEN DIMENSIONS TAKE PRECEDENCE OVER SCALED DISTANCES.
- G5. VERIFY ALL DIMENSIONS ON SITE PRIOR TO CONSTRUCTION.
- G6. STRUCTURES HAVE BEEN DESIGNED ON THE ASSUMPTION THAT THE MINIMUM ALLOWABLE BEARING CAPACITY FOR SOIL IS 100KPa AND TERRAIN CATEGORY = 2.5.
- G7. IN EACH CASE ENGINEERING CERTIFICATION AND MODIFICATION AS NECESSARY WILL BE REQUIRED FOR PARTICULAR SOIL AND SITE CONDITIONS.
- G8. THE COPYRIGHT OF THIS DRAWING REMAINS THE PROPERTY OF THE BRISBANE CITY COUNCIL.
- G9. REFER TO BSD - 7059 FOR LOCKING BOX TYPE AND DETAILS.


**NOTES**

- N1. WHERE STANDARD IS FOR USE IN A NON-MARINE ENVIRONMENT (UP TO 1km FROM THE FORESHORE), THE FOLLOWING PROTECTION TREATMENT IS REQUIRED:
  - HOT DIP GALVANISING: FERROUS OPEN SECTIONS TO AS4791.
  - FERROUS HOLLOW SECTIONS TO AS4792.
  - STEEL WORK TO BE POWDERCOATED TO AS4506 - COLOUR 'YELLOW'.
- N2. WHERE STANDARD IS REQUIRED FOR USE WITHIN MARINE ENVIRONMENT, THE FOLLOWING PROTECTION TREATMENT IS REQUIRED:
  - STEELWORK HOT DIP GALVANISING: 85 MICRONS (600g/m<sup>2</sup>) MIN;
  - SWEEP ABRASIVE BLAST;
  - STEELWORK FIRST COAT: EPOXY PRIMER 75 MICRONS MIN;
  - STEELWORK SECOND COAT: TWO PACK ACRYLIC OR POLYURETHANE GLOSS 75 MICRONS MIN;
- N3. PAINT SYSTEMS TO BE IN ACCORDANCE WITH AS2312 AND IS DESIGNATED HDG600P6 AND HDG600P.
- N4. GATE POSTS TO BE 90NB GALVANISED STEEL TUBE TO AS/NZ1163.
- N5. RAILS TO BE 50OD (60.3OD), 3.6mm THICK GALVANISED STEEL TUBE TO AS/NZ1163.
- N6. POSTS TO BE VERTICAL.
- N7. ALL RAILS ARE SWAGED AND WELDED.
- N8. ALL JOINTS TO BE FULLY WELDED. WELDS TO BE 5 THICK C.F.W (CONTINUOUS FILLET WELDS) TO AS/NZS1554.1.
- N9. GATE AND ADJACENT POSTS TO BE POWDER COATED 'YELLOW'.

ISSUE	AMENDMENT	DRAWN DATE	CHK'D DATE	APPR'D DATE
B	Note Nymbers Added/Updated, AS/NZS Reference in Note N8 Corrected	SEP '18	APR '19	APR '19
A	ORIGINAL ISSUE	DEC '14	DEC '14	DEC '14

**DRAWING AUTHORISED FOR PUBLICATION**  
 Inga Condric  
 2015.06.04 14:37:10+10'00'  
 for ASSET ENGINEERING MANAGER  
 STRATEGIC ASSET MANAGEMENT  
**DESIGN APPROVED**  
 C. Wood  
 SENIOR CO-ORDINATOR NATURAL ENVIRONMENT  
 ASSET SERVICES/BRISBANE INFRASTRUCTURE

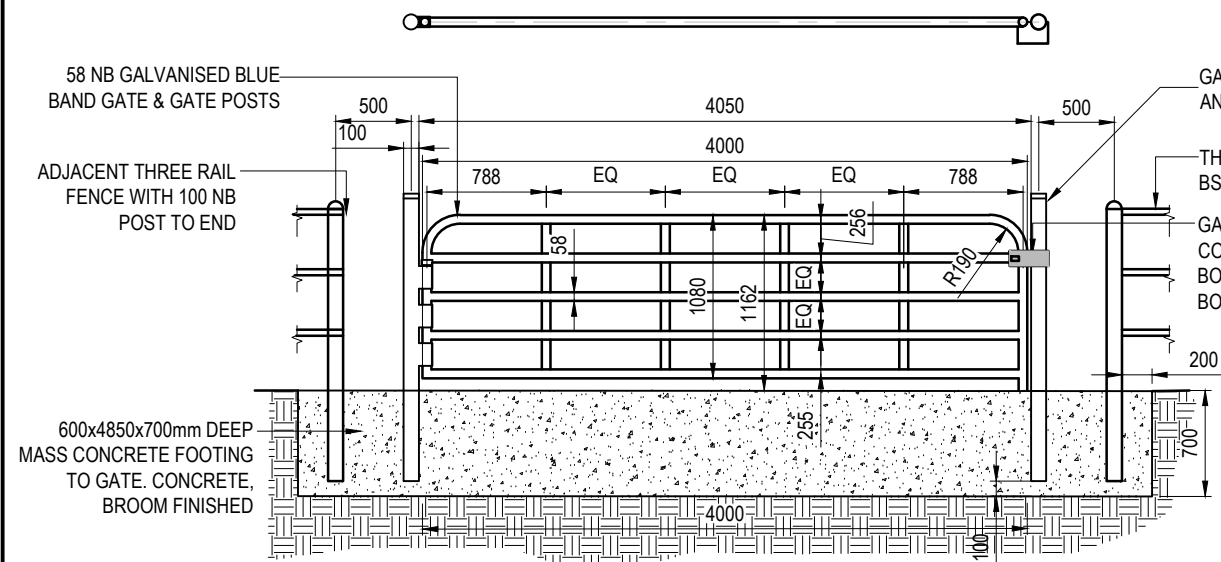
DESIGN	CPD - P&D	DATE	DEC '14
DRAWN	CPD - P&D	DATE	DEC '14
CHECKED	BI - FSG - AS	DATE	DEC '14
DRAWING FILENAME	BSD-7057 (B) Vehicle access gate - Natural area - Medium duty.dwg		
ASSOCIATED PLANS			



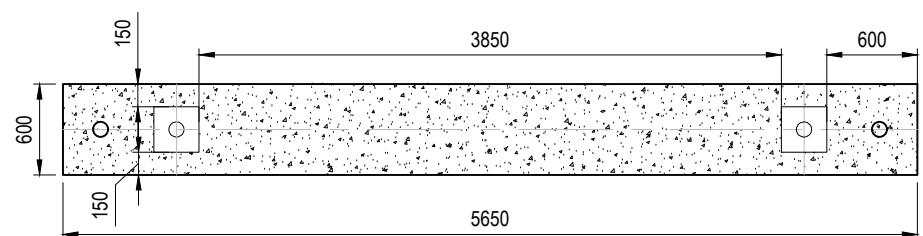
**BRISBANE CITY COUNCIL STANDARD DRAWING**

VEHICLE ACCESS GATE  
NATURAL AREA  
MEDIUM DUTY

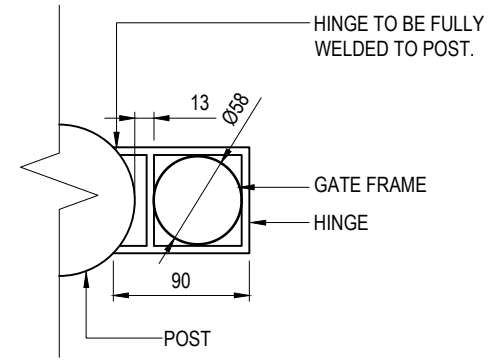
SCALE AS SHOWN  
DWG No. BSD-7057  
ORIGINAL SIZE A3 REVISION B



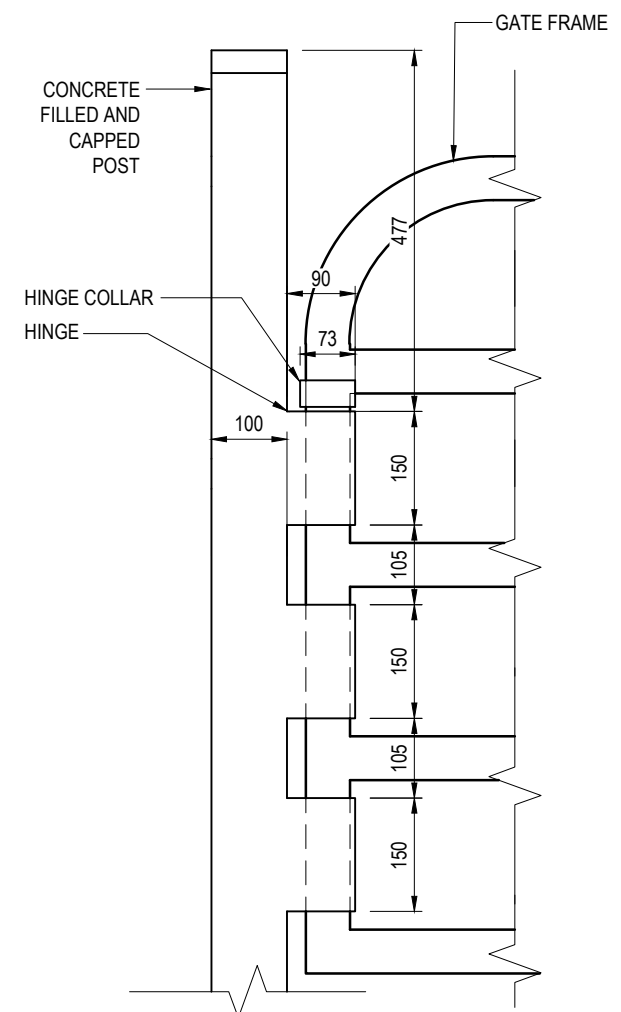
**ELEVATION**  
SCALE: 1:50



**PLAN**  
SCALE: 1:50



**HINGE DETAIL - PLAN**  
SCALE: 1:5



**HINGE DETAIL - SECTION**  
SCALE: 1:10

**GENERAL NOTES**

- G1. ENSURE THAT WORK IS IN ACCORDANCE WITH BRISBANE CITY COUNCIL ENVIRONMENTAL BEST PRACTICE NOTES.
- G2. SITE SETOUT TO BE VERIFIED BY SUPERINTENDENT OR LANDSCAPE ARCHITECT PRIOR TO THE COMMENCEMENT OF CONSTRUCTION WORKS.
- G3. VERIFY LOCATION OF ALL SERVICES AND EASEMENTS PRIOR TO THE COMMENCEMENT OF WORKS.
- G4. WRITTEN DIMENSIONS TAKE PRECEDENCE OVER SCALED DISTANCES.
- G5. VERIFY ALL DIMENSIONS ON SITE PRIOR TO CONSTRUCTION.
- G6. STRUCTURES HAVE BEEN DESIGNED ON THE ASSUMPTION THAT THE MINIMUM ALLOWABLE BEARING CAPACITY FOR SOIL IS 100KPa AND TERRAIN CATEGORY = 2.5.
- G7. IN EACH CASE ENGINEERING CERTIFICATION AND MODIFICATION AS NECESSARY WILL BE REQUIRED FOR PARTICULAR SOIL AND SITE CONDITIONS.
- G8. THE COPYRIGHT OF THIS DRAWING REMAINS THE PROPERTY OF THE BRISBANE CITY COUNCIL.
- G9. REFER TO BSD-7059 FOR LOCKING BOX TYPE AND DETAILS.

**NOTES**

- 1. WHERE STANDARD IS FOR USE IN A NON-MARINE ENVIRONMENT (UP TO 1KM FROM THE FORESHORE), THE FOLLOWING PROTECTION TREATMENT IS REQUIRED:
  - HOT DIP GALVANISING: FERROUS OPEN SECTIONS TO AS4791.
  - FERROUS HOLLOW SECTIONS TO AS4792.
  - STEEL WORK TO BE POWDERCOATED TO AS4506 - COLOUR 'YELLOW'.
- 2. WHERE STANDARD IS REQUIRED FOR USE WITHIN MARINE ENVIRONMENT, THE FOLLOWING PROTECTION TREATMENT IS REQUIRED:
  - STEELWORK HOT DIP GALVANISING: 85 MICRONS (600g/m<sup>2</sup>) MIN;
  - SWEEP ABRASIVE BLAST;
  - STEELWORK FIRST COAT: EPOXY PRIMER 75 MICRONS MIN;
  - STEELWORK SECOND COAT: TWO PACK ACRYLIC OR POLYURETHANE GLOSS 75 MICRONS MIN;
- 3. PAINT SYSTEMS TO BE IN ACCORDANCE WITH AS2312 AND IS DESIGNATED HDG600P6 AND HDG600P.
- 4. GATE POSTS TO BE 100NB (BLUE BAND) GALVANISED STEEL CONCRETE FILLED AND CAPPED TUBE TO AS/NZ1163.
- 5. RAILS TO BE 58 NB (BLUE BAND) GALVANISED STEEL TUBE TO AS/NZ1163.
- 6. ANY GATE POSTS MUST BE 100 NB (BLUE BAND) GALVANISED STEEL TUBE.
- 7. POSTS TO BE VERTICAL.
- 8. ALL RAILS ARE SWAGED AND WELDED.
- 9. ALL JOINTS TO BE FULLY WELDED. WELDS TO BE 5 THICK C.F.W (CONTINUOUS FILLET WELDS) TO AS/NZS1554.1 WITH COLD GALVANISING TREATMENT TO COMPLETED WELDS.
- 10. PREFERRED COLD GALVANISING TREATMENT FOR IN-SITU WELDS, CUT ENDS OR OTHER BARE STEEL IS TO APPLY 2 COATS OF INORGANIC ZINC PRIMER APPLIED BY BRUSH.
- 11. STANDARD COUPLINGS (MONOWILLS, SENTAUR JOINTS, KEE-KLAMP, SWAGED JOINTS OR SIMILAR) FOR POST TO RAIL CONNECTIONS MAY BE USED AS AN ALTERNATIVE TO WELDS WHERE APPROVED. 11° MAX REFLECTION FROM HORIZONTAL FOR STANDARD COUPLINGS. FOR ANGLES GREATER THAN 11°, SPECIALIST COUPLINGS MAY BE USED UPON APPROVAL FROM COUNCIL.
- 12. GATE AND ADJACENT POSTS TO BE POWDER COATED 'YELLOW'.

ISSUE	AMENDMENT	DRAWN DATE	CHK'D DATE	APPR'D DATE
B	AS/NZS Reference in Note 9 Corrected	SEP '18	APR '19	APR '19
A	ORIGINAL ISSUE	DEC '14	DEC '14	DEC '14

DRAWING AUTHORISED FOR PUBLICATION			
DESIGN	CPD - P&D	DATE	DEC '14
DRAWN	CPD - P&D	DATE	DEC '14
CHECKED	BI - FSG - AS	DATE	DEC '14
DRAWING FILENAME	BSD-7058 (B) Vehicle access gate - Natural area - Heavy duty.dwg		
ASSOCIATED PLANS			




BRISBANE CITY COUNCIL STANDARD DRAWING	
VEHICLE ACCESS GATE NATURAL AREA HEAVY DUTY	
SCALE	AS SHOWN
DWG No.	BSD-7058
ORIGINAL SIZE	A3
REVISION	B

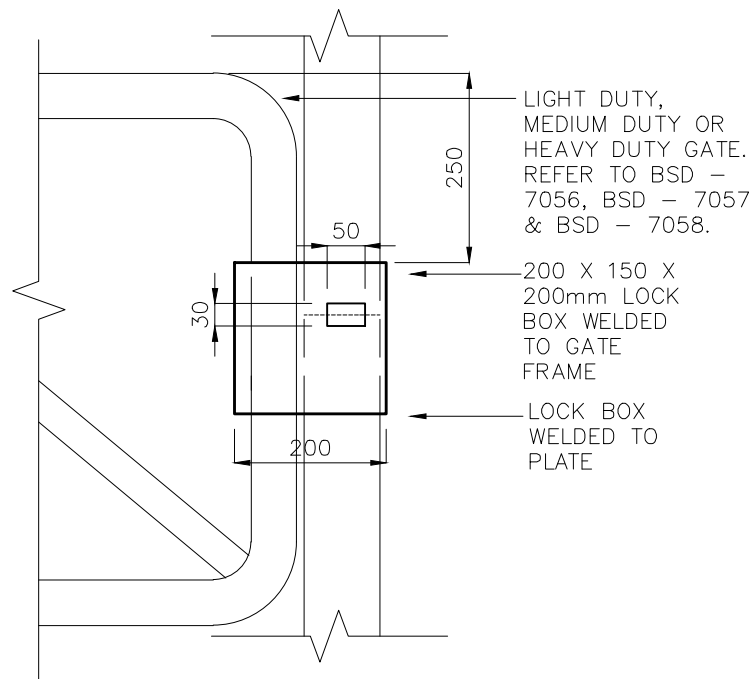
## GENERAL NOTES

- G1. ENSURE THAT WORK IS IN ACCORDANCE WITH BRISBANE CITY COUNCIL ENVIRONMENTAL BEST PRACTICE NOTES.
- G2. SITE SETOUT TO BE VERIFIED BY SUPERINTENDENT OR LANDSCAPE ARCHITECT PRIOR TO THE COMMENCEMENT OF CONSTRUCTION WORKS.
- G3. VERIFY LOCATION OF ALL SERVICES AND EASEMENTS PRIOR TO THE COMMENCEMENT OF WORKS.
- G4. WRITTEN DIMENSIONS TAKE PRECEDENCE OVER SCALED DISTANCES.
- G5. VERIFY ALL DIMENSIONS ON SITE PRIOR TO CONSTRUCTION.
- G6. THE COPYRIGHT OF THIS DRAWING REMAINS THE PROPERTY OF THE BRISBANE CITY COUNCIL.

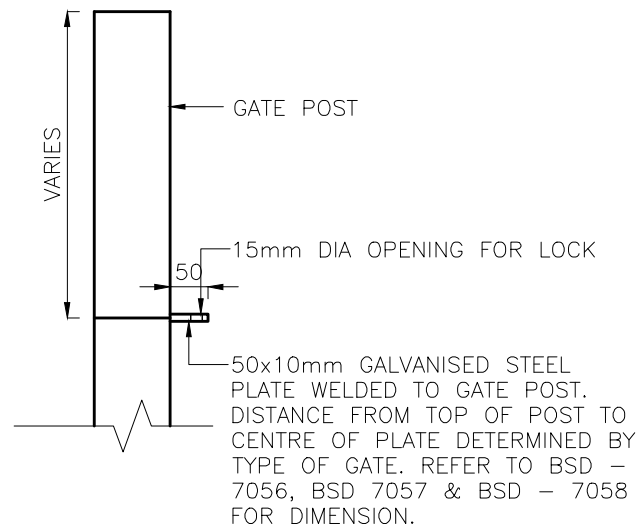
## NOTES

- 1. WHERE STANDARD IS FOR USE IN A NON-MARINE ENVIRONMENT (UP TO 1KM FROM THE FORESHORE), THE FOLLOWING PROTECTION TREATMENT IS REQUIRED:
  - HOT DIP GALVANISING: FERROUS OPEN SECTIONS TO AS4791.
  - FERROUS HOLLOW SECTIONS TO AS4792.
  - STEEL WORK TO BE POWDERCOATED TO AS4506 - COLOUR 'YELLOW'.
- 2. WHERE STANDARD IS REQUIRED FOR USE WITHIN MARINE ENVIRONMENT, THE FOLLOWING PROTECTION TREATMENT IS REQUIRED:
  - STEELWORK HOT DIP GALVANISING: 85 MICRONS (600g/m<sup>2</sup>) MIN;
  - SWEEP ABRASIVE BLAST;
  - STEELWORK FIRST COAT: EPOXY PRIMER 75 MICRONS MIN;
  - STEELWORK SECOND COAT: TWO PACK ACRYLIC OR POLYURETHANE GLOSS 75 MICRONS MIN;
- 3. PAINT SYSTEMS TO BE IN ACCORDANCE WITH AS2312 AND IS DESIGNATED HDG600P6 AND HDG600P
- 4. ALL JOINTS TO BE FULLY WELDED. WELDS TO BE 5 THICK C.F.W (CONTINUOUS FILLET WELDS) TO AS/NZS1554.1 WITH COLD GALVANISING TREATMENT TO COMPLETED WELDS.
- 5. LOCKING BOX, GATE AND ADJACENT POSTS TO BE POWDER COATED 'YELLOW'.

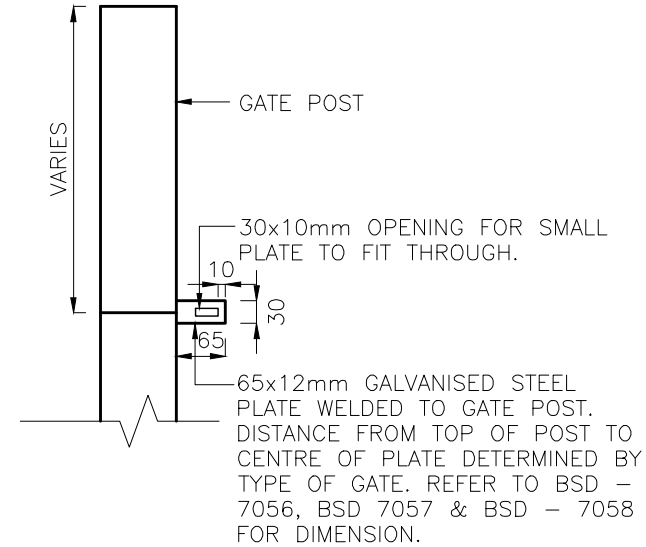
					DRAWING AUTHORISED FOR PUBLICATION				BRISBANE CITY COUNCIL STANDARD DRAWING							
					Inga Condric 2015.06.30 07:32:15+10'00' for ASSET ENGINEERING MANAGER STRATEGIC ASSET MANAGEMENT				DESIGN	CPD - P&D	DATE	DEC '14		<b>BRISBANE CITY COUNCIL STANDARD DRAWING</b>  GATE - NATURAL AREA - LOCKING BOXES - NOTES SHEET 1 OF 2	SCALE	AS SHOWN
C	AS/NZS Rreference in Note 4 Corrected	SEP '18	APR '19	APR '19	DESIGN APPROVED  C.Wood SENIOR CO-ORDINATOR NATURAL ENVIRONMENT ASSET SERVICES/BRISBANE INFRASTRUCTURE				DRAWN	CPD - P&D	DATE	DEC '14			DWG No.	BSD-7059
B	Drawing Title Amended	FEB '16	FEB '16	FEB '16					CHECKED	BI - FSG - AS	DATE	DEC '14			ORIGINAL SIZE	A3
A	ORIGINAL ISSUE	DEC '14	DEC '14	DEC '14					DRAWING FILENAME	BSD-7059 (C) Gate - Natural area - Locking boxes - Notes - Sheet 1 of 2.dwg					REVISION	C
ISSUE	AMENDMENT	DRAWN DATE	CHK'D DATE	APPR'D DATE					ASSOCIATED PLANS	BSD-7059-Sheet 2						



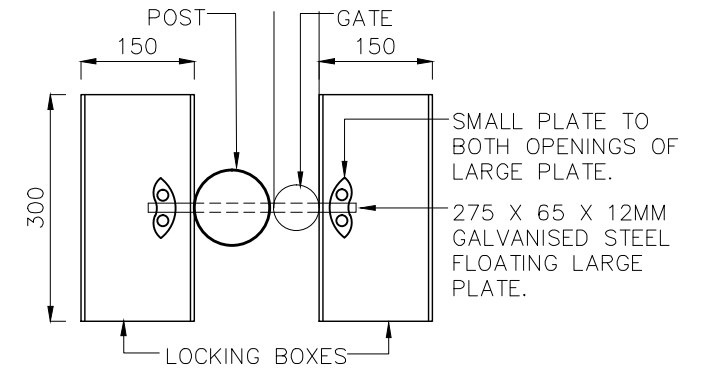
**SINGLE LOCK – LOCKING BOX – ELEVATION**  
SCALE: 1:10



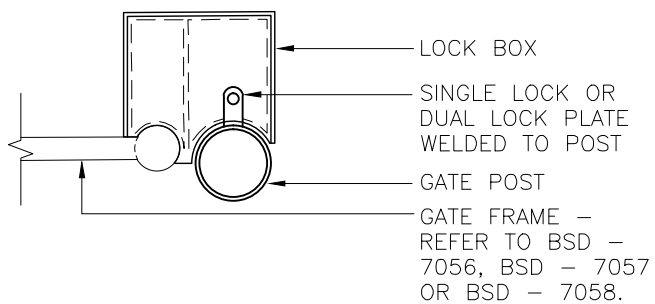
**SINGLE LOCK – PLATE TO POST DETAIL – ELEVATION**  
SCALE: 1:10



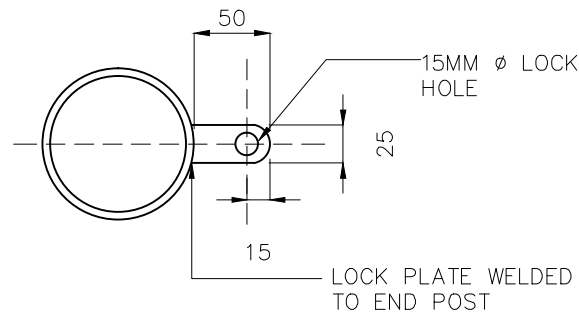
**DUAL LOCK – PLATE TO POST DETAIL – ELEVATION**  
SCALE: 1:10



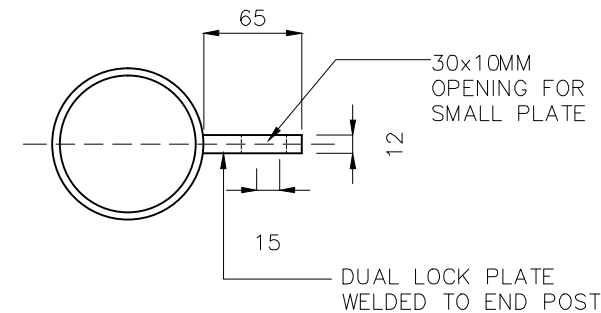
**MULTIPLE LOCK – LOCKING BOX – PLAN**  
SCALE: 1:10



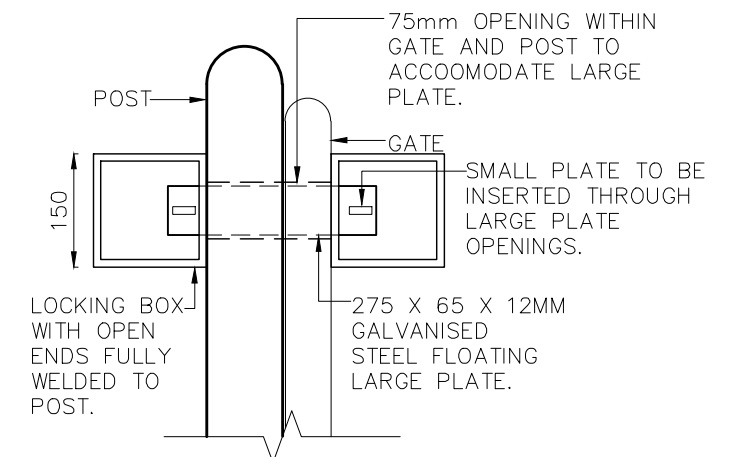
**SINGLE LOCK – LOCKING BOX – PLAN**  
SCALE: 1:5



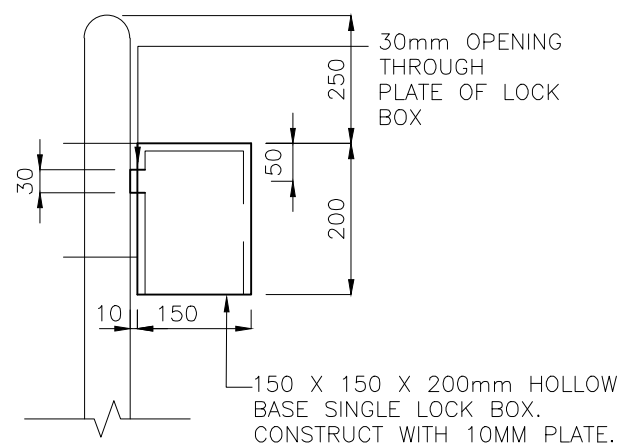
**SINGLE LOCK PLATE TO POST DETAIL – PLAN**  
SCALE: 1:5



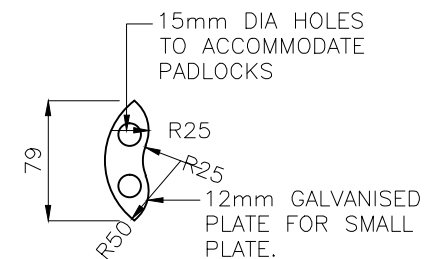
**DUAL LOCK PLATE TO POST DETAIL – PLAN**  
SCALE: 1:5



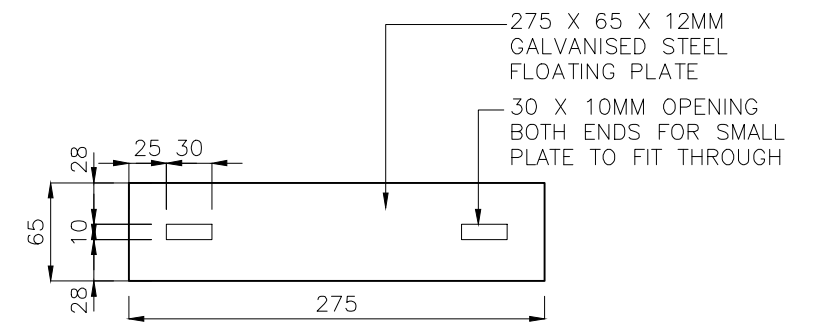
**MULTIPLE LOCK – LOCKING BOX – SECTION**  
SCALE: 1:10



**SINGLE LOCK – SIDE ELEVATION**  
SCALE: 1:10




**SMALL PLATE – DUAL/MULTIPLE LOCK – LOCKING BOX**  
SCALE: 1:5



**LARGE PLATE – MULTIPLE LOCK – LOCKING BOX**  
SCALE: 1:5

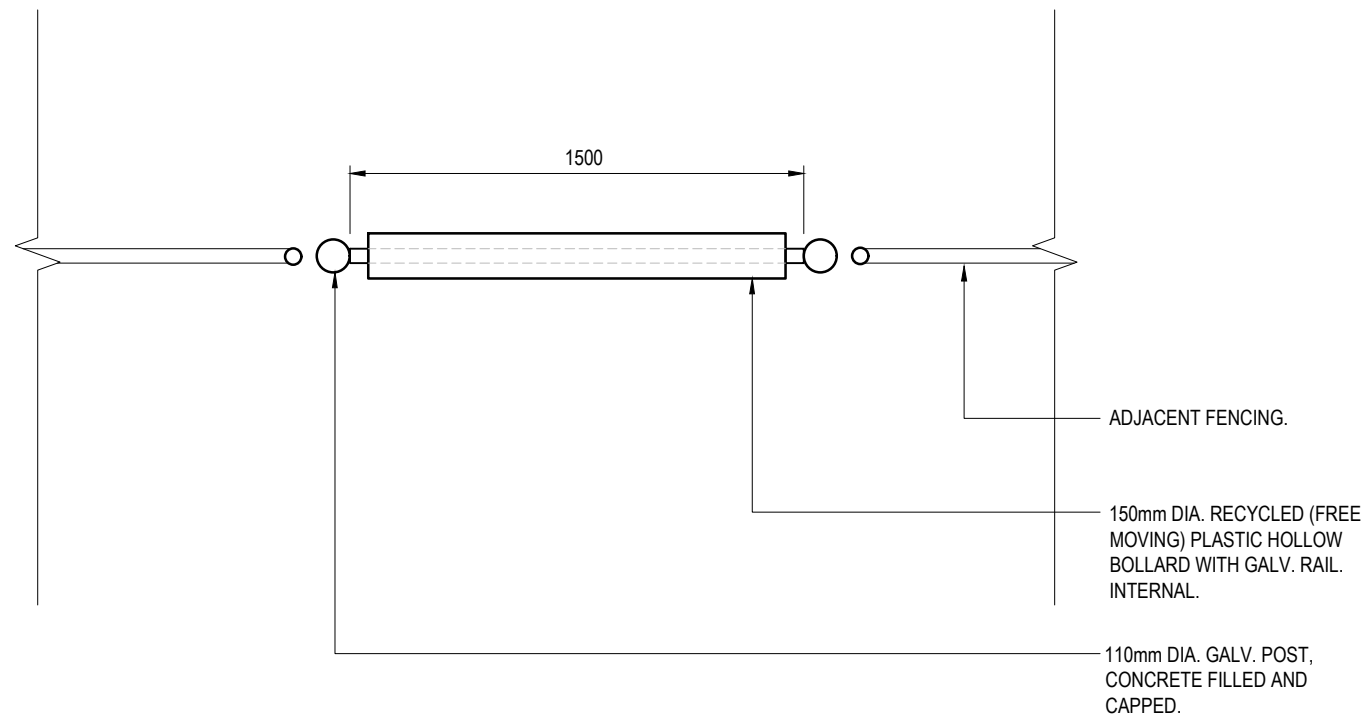
B	Drawing Title Amended			
A	ORIGINAL ISSUE	DEC '14	DEC '14	DEC '14
ISSUE	AMENDMENT	DRAWN DATE	CHK'D DATE	APPR'D DATE

DRAWING AUTHORISED FOR PUBLICATION			
Inga Condric 2015.06.04 14:38:45+10'00'			
for ASSET ENGINEERING MANAGER STRATEGIC ASSET MANAGEMENT			
DESIGN APPROVED			
C. Wood SENIOR CO-ORDINATOR NATURAL ENVIRONMENT ASSET SERVICES/BRISBANE INFRASTRUCTURE			
DESIGN	CPD - P&D	DATE	DEC '14
DRAWN	CPD - P&D	DATE	DEC '14
CHECKED	BI - FSG - AS	DATE	DEC '14
DRAWING FILENAME	BSD-7059 (B) Gate - Natural area - Locking boxes - Details - Sheet 2 of 2.dwg		
ASSOCIATED PLANS	BSD-7059-Sheet 1		

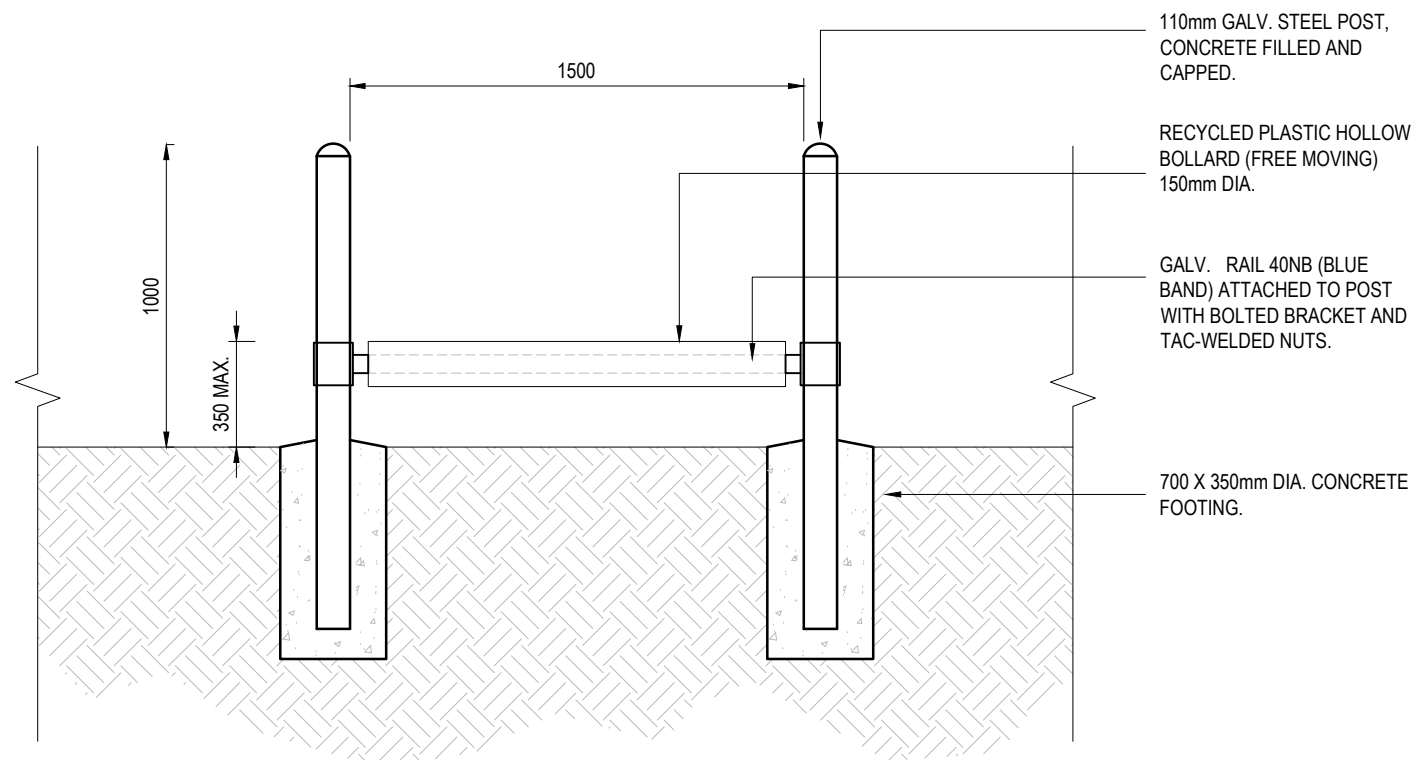


<b>BRISBANE CITY COUNCIL STANDARD DRAWING</b>	
GATE – NATURAL AREA – LOCKING BOXES – DETAILS SHEET 2 OF 2	
SCALE	AS SHOWN
DWG No.	<b>BSD-7059</b>
ORIGINAL SIZE	A3
REVISION	B





**PLAN VIEW**  
SCALE: 1:25



**HORSE STILE SECTIONAL ELEVATION**  
SCALE 1:25

**GENERAL NOTES**

1. ENSURE THAT WORK IS IN ACCORDANCE WITH BRISBANE CITY COUNCIL ENVIRONMENTAL BEST PRACTICE NOTES.
2. SITE SETOUT TO BE VERIFIED BY SUPERINTENDENT OR LANDSCAPE ARCHITECT PRIOR TO THE COMMENCEMENT OF CONSTRUCTION WORKS.
3. VERIFY LOCATION OF ALL SERVICES AND EASEMENTS PRIOR TO THE COMMENCEMENT OF WORKS.
4. WRITTEN DIMENSIONS TAKE PRECEDENCE OVER SCALED DISTANCES.
5. VERIFY ALL DIMENSIONS ON SITE PRIOR TO CONSTRUCTION.
6. STRUCTURES HAVE BEEN DESIGNED ON THE ASSUMPTION THAT THE MINIMUM ALLOWABLE BEARING CAPACITY FOR SOIL IS 100KPa AND TERRAIN CATEGORY = 2.5.
7. IN EACH CASE ENGINEERING CERTIFICATION AND MODIFICATION AS NECESSARY WILL BE REQUIRED FOR PARTICULAR SOIL AND SITE CONDITIONS.
8. THE COPYRIGHT OF THIS DRAWING REMAINS THE PROPERTY OF THE BRISBANE CITY COUNCIL.
9. DIMENSIONS IN MILLIMETRES (U.N.O.).

**STEELWORK NOTES:**

- S1. WHERE STANDARD IS FOR USE IN A NON-MARINE ENVIRONMENT (COULD BE UP TO 1KM FROM THE FORESHORE), THE FOLLOWING PROTECTION TREATMENT IS REQUIRED:
  - HOT DIP GALVANISING: FERROUS OPEN SECTIONS TO AS4791.
  - FERROUS HOLLOW SECTIONS TO AS4792.
- S2. WHERE STANDARD IS REQUIRED FOR USE WITHIN MARINE ENVIRONMENT, THE FOLLOWING PROTECTION TREATMENT IS REQUIRED:
  - STEELWORK HOT DIP GALVANISING: 85 MICRONS (600g/m<sup>2</sup>) MIN;
  - SWEEP ABRASIVE BLAST;
  - STEELWORK FIRST COAT: EPOXY PRIMER 75 MICRONS MIN;
  - STEELWORK SECOND COAT: TWO PACK ACRYLIC OR POLYURETHANE GLOSS 75 MICRONS MIN;
- S3. PAINT SYSTEMS TO BE IN ACCORDANCE WITH AS2312 AND IS DESIGNATED HDG600P6 AND HDG600P.
- S4. RAILS TO BE 40 NB (BLUE BAND) GALVANISED STEEL TUBE TO AS/NZ1163.
- S5. GALVANISED STEEL POSTS TO BE 110mm DIAMETER, CONCRETE FILLED AND CAPPED.

**FOOTINGS**

FT1. AS DETAILED. CONCRETE TO BE N25, MAX AGGREGATE SIZE 20mm, MAX SLUMP 80mm.

**FIXINGS**

FX1. STEP OVER RAILS TO BE FIXED WITH BOLTED BRACKET AND TAC-WELDED NUTS (TO ALLOW REPLACEMENT OF PLASTIC SLEEVE AS NECESSARY).

**FINISHES**


- FN1. ALL ADJACENT RAILS ARE SWAGED AND WELDED. SWAGES TO BE ON INSIDE OF FENCE AND NOT FACING PUBLIC ROADS, ETC).
- FN2. ALL JOINTS TO BE FULLY WELDED. WELDS TO BE 5 THICK C.F.W (CONTINUOUS FILLET WELDS) TO AS/NZS1554.1 WITH COLD GALVANISING TREATMENT TO COMPLETED WELDS.
- FN3. PREFERRED COLD GALVANISING TREATMENT FOR IN-SITU WELDS. CUT ENDS OR OTHER BARE STEEL IS TO APPLY 2 COATS OF INORGANIC ZINC PRIMER APPLIED BY BRUSH.
- FN4. NO SHARP PROTRUSIONS OR UNPROTECTED RAIL ENDS WITHIN HORSE STILE STRUCTURE.

**RECYCLED PLASTIC MATERIAL NOTES**

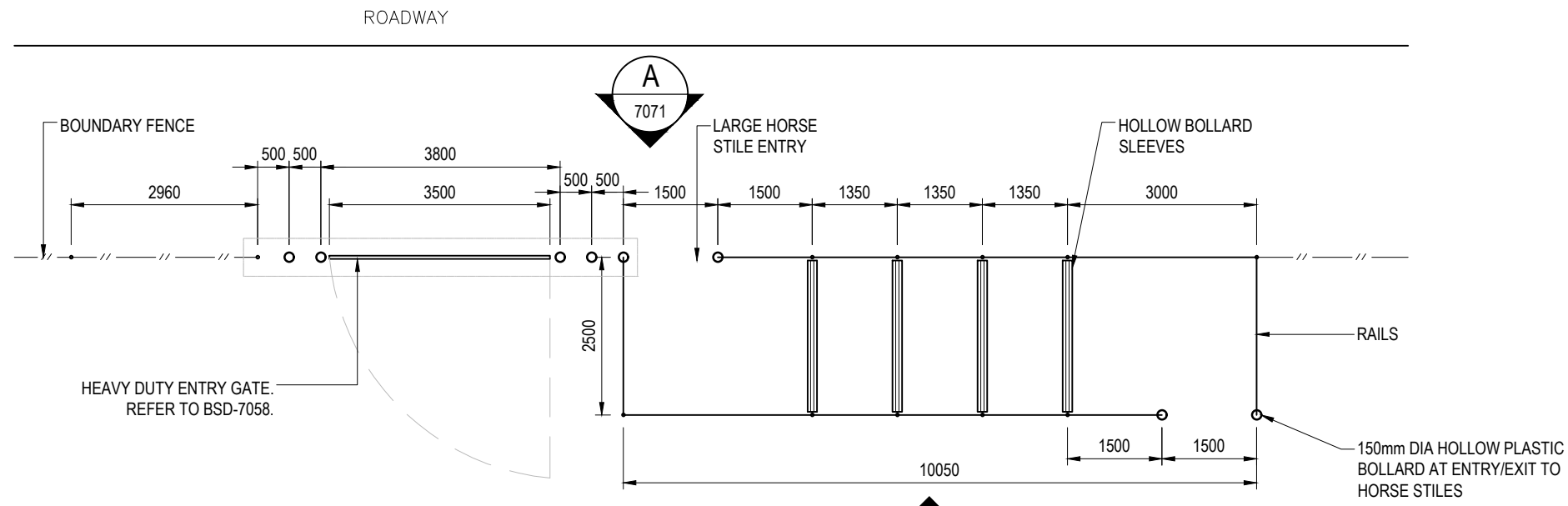
- R1. RECYCLED PLASTIC BOLLARDS TO BE 150mm DIAMETER; (SUPPLIED BY BCC FOR INSTALL).
- R2. PLASTIC SLEEVE ON STEP-OVER RAILS TO BE FREE MOVING.
- R3. SECTIONS TO BE FORMED FROM A SINGLE CONTINUOUSLY EXTRUDED PIECE.
- R4. MATERIAL TO BE UV STABILISED.
- R5. POROSITY TO A MAXIMUM OF 15% OF CROSS SECTION.
- R6. MAXIMUM VOID LENGTH 10% OF LARGEST CROSS SECTION.
- R7. SURFACE FINISH TO BE SMOOTH AND FREE OF ANY MAJOR VOIDS OR VISIBLE DEFECTS.
- R8. COLOUR TO BE CHOSEN FROM AVAILABLE SUPPLIER COLOURS, TYPICALLY GREEN.
- R9. MATERIAL TO HAVE FLAMMABILITY TESTING TO AS/ISO9239.1 AND/OR FIRE HAZARD RATING TO AS/NZS1530.3.
- R10. DEMONSTRATED CHEMICAL RESISTANCE.

ISSUE	AMENDMENT	DRAWN DATE	CHK'D DATE	APPR'D DATE
B	Notes Numbers Amended, AS/NZS Reference to Note FN2 Corrected	SEP '18	APR '19	APR '19
A	ORIGINAL ISSUE	DEC '14	DEC '14	DEC '14

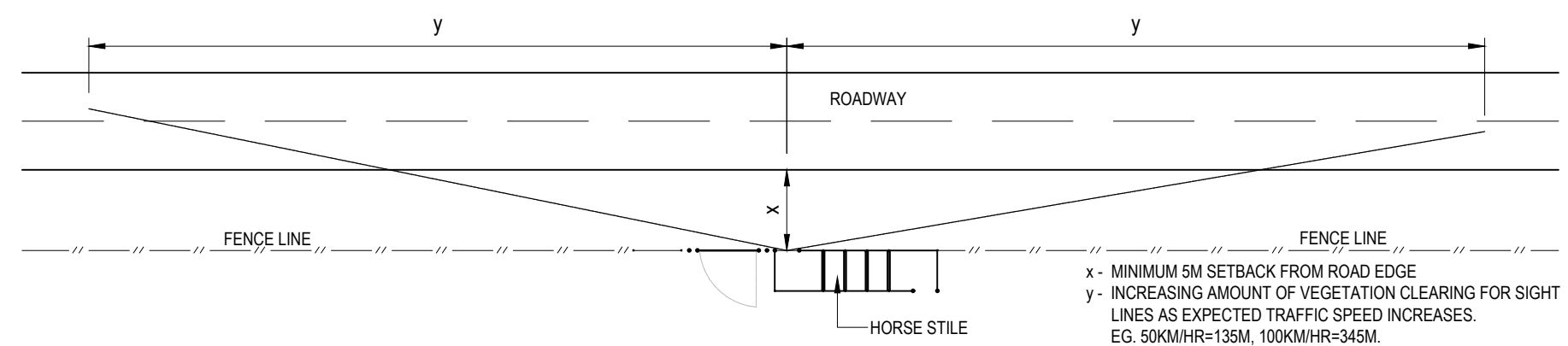
<b>DRAWING AUTHORISED FOR PUBLICATION</b>			
DESIGN	CPD - P&D	DATE	DEC '14
DRAWN	CPD - P&D	DATE	DEC '14
CHECKED	BI - FSG - AS	DATE	DEC '14
DRAWING FILENAME	BSD-7070 (B) Entrance barrier - Natural area - Small horse stile.dwg		
ASSOCIATED PLANS			
Inga Condric 2015.06.04 14:40:19+10'00' pr ASSET ENGINEERING MANAGER STRATEGIC ASSET MANAGEMENT <b>DESIGN APPROVED</b> C.Wood SENIOR CO-ORDINATOR NATURAL ENVIRONMENT ASSET SERVICES/BRISBANE INFRASTRUCTURE			



<b>BRISBANE CITY COUNCIL STANDARD DRAWING</b>	
ENTRANCE BARRIER NATURAL AREA SMALL HORSE STILE	
SCALE AS SHOWN	DWG No. BSD-7070
ORIGINAL SIZE A3	REVISION B



**LARGE HORSE STILE - PLAN**  
SCALE: 1:100



**SITING PLAN**  
NOT TO SCALE

**GENERAL NOTES**

1. ENSURE THAT WORK IS IN ACCORDANCE WITH BRISBANE CITY COUNCIL ENVIRONMENTAL BEST PRACTICE NOTES.
2. SITE SETOUT TO BE VERIFIED BY SUPERINTENDENT OR LANDSCAPE ARCHITECT PRIOR TO THE COMMENCEMENT OF CONSTRUCTION WORKS.
3. VERIFY LOCATION OF ALL SERVICES AND EASEMENTS PRIOR TO THE COMMENCEMENT OF WORKS.
4. WRITTEN DIMENSIONS TAKE PRECEDENCE OVER SCALED DISTANCES.
5. VERIFY ALL DIMENSIONS ON SITE PRIOR TO CONSTRUCTION.
6. STRUCTURES HAVE BEEN DESIGNED ON THE ASSUMPTION THAT THE MINIMUM ALLOWABLE BEARING CAPACITY FOR SOIL IS 100KPa AND TERRAIN CATEGORY = 2.5.
7. IN EACH CASE ENGINEERING CERTIFICATION AND MODIFICATION AS NECESSARY WILL BE REQUIRED FOR PARTICULAR SOIL AND SITE CONDITIONS.
8. THE COPYRIGHT OF THIS DRAWING REMAINS THE PROPERTY OF THE BRISBANE CITY COUNCIL.
9. DIMENSIONS IN MILLIMETRES (UNO).

**SITING NOTES**

- SN1. IF HORSE STILE IS LOCATED NEAR A ROAD/CARRIAGEWAY, SETBACK SHOULD BE A MINIMUM OF 5m AND ROADSIDE ADVISORY SIGNS INSTALLED ACCORDING TO SIGHT LINE PRINCIPLES. DISTANCE FROM CROSSING POINT IS DEPENDENT UPON THE MAXIMUM SPEED OF APPROACHING TRAFFIC REFER TO SITING PLAN.
- SN2. A HOLDING AREA OF APPROX 10 X 5m ON ROAD/CARRIAGEWAY VERGE (EDGE) WILL PROVIDE SPACE FOR HORSE AND RIDER TO WAIT UNTIL IT IS SAFE TO CROSS.
- SN3. HOLDING AREA ON ROAD VERGE NEEDS TO BE CLEAR OF VEGETATION OR OTHER OBSTRUCTIONS TO ENSURE SIGHT LINES TO AND FROM THE HORSE STILE ENTRANCE IS MAINTAINED.
- SN4. SIGHT LINES TO BE CLEAR OF VEGETATION BETWEEN 1.5m HEIGHT WITH THE COMPLETE REMOVAL OF ANY TREES/SHRUBS <150mm DBH (DIAMETER AT BREST HEIGHT). ENSURE APPROPRIATE APPROVALS ARE RECEIVED PRIOR TO ANY REMOVALS.

**STEELWORK**

- SW1. WHERE STANDARD IS FOR USE IN A NON-MARINE ENVIRONMENT (COULD BE UP TO 1KM FROM THE FORESHORE), THE FOLLOWING PROTECTION TREATMENT IS REQUIRED:
  - HOT DIP GALVANISING: FERROUS OPEN SECTIONS TO AS4791.
  - FERROUS HOLLOW SECTIONS TO AS4792.
- SW2. WHERE STANDARD IS REQUIRED FOR USE WITHIN MARINE ENVIRONMENT, THE FOLLOWING PROTECTION TREATMENT IS REQUIRED:
  - STEELWORK HOT DIP GALVANISING: 85 MICRONS (600g/m<sup>2</sup>) MIN;
  - SWEEP ABRASIVE BLAST;
  - STEELWORK FIRST COAT: EPOXY PRIMER 75 MICRONS MIN;
  - STEELWORK SECOND COAT: TWO PACK ACRYLIC OR POLYURETHANE GLOSS 75 MICRONS MIN;
- SW3. PAINT SYSTEMS TO BE IN ACCORDANCE WITH AS2312 AND IS DESIGNATED HDG600P6 AND HDG600P.
- SW4. ALL POSTS TO BE 50 NB (BLUE BAND) GALVANISED STEEL TUBE TO AS/NZ1163.
- SW5. RAILS TO BE 40 NB (BLUE BAND) GALVANISED STEEL TUBE TO AS/NZ1163.

- SW6. ANY GATE POSTS MUST BE 100 NB (BLUE BAND) GALVANISED STEEL TUBE.
- SW7. POSTS TO BE VERTICAL.
- SW8. S11 STANDARD COUPLINGS (MONOWILLS, SENTAUR JOINTS, KEE-KLAMP, SWAGED JOINTS OR SIMILAR) FOR POST TO RAIL CONNECTIONS MAY BE USED AS AN ALTERNATIVE TO WELDS WHERE APPROVED. 11° MAX REFLECTION FROM HORIZONTAL FOR STANDARD COUPLINGS. FOR ANGLES GREATER THAN 11°, SPECIALIST COUPLINGS MAY BE USED UPON APPROVAL FROM COUNCIL.

**FOOTINGS**

- FT1. AS DETAILED. CONCRETE TO BE N25, MAX AGGREGATE SIZE 20mm, MAX SLUMP 80mm.

**FIXINGS**

- FX1. STEP OVER RAILS TO BE FIXED WITH BOLTED BRACKET AND TAC-WELDED NUTS (TO ALLOW REPLACEMENT OF PLASTIC SLEEVE AS NECESSARY).

**FINISHES**

- FN1. ALL RAILS ARE SWAGED AND WELDED. SWAGES TO BE ON INSIDE OF FENCE AND NOT FACING PUBLIC ROADS, ETC).
- FN2. ALL JOINTS TO BE FULLY WELDED. WELDS TO BE 5 THICK C.F.W (CONTINUOUS FILLET WELDS) TO AS/NZS1554.1 WITH COLD GALVANISING TREATMENT TO COMPLETED WELDS.
- FN3. PREFERRED COLD GALVANISING TREATMENT FOR IN-SITU WELDS, CUT ENDS OR OTHER BARE STEEL IS TO APPLY 2 COATS OF INORGANIC ZINC PRIMER APPLIED BY BRUSH.
- FN4. GATE HINGES TO BE WELDED (NOT BOLTED BRACKETS).
- FN5. NO SHARP PROTRUSIONS OR UNPROTECTED RAIL ENDS WITHIN HORSE STILE STRUCTURE.

**RECYCLED PLASTIC MATERIAL NOTES**

- R1. PLASTIC SLEEVE ON STEP-OVER RAILS TO BE FREE MOVING.
- R2. SECTIONS TO BE FORMED FROM A SINGLE CONTINUOUSLY EXTRUDED PIECE.
- R3. MATERIAL TO BE UV STABILISED.
- R4. POROSITY TO A MAXIMUM OF 15% OF CROSS SECTION.
- R5. MAXIMUM VOID LENGTH 10% OF LARGEST CROSS SECTION.
- R6. SURFACE FINISH TO BE SMOOTH AND FREE OF ANY MAJOR VOIDS OR VISIBLE DEFECTS.
- R7. COLOUR TO BE CHOSEN FROM AVAILABLE SUPPLIER COLOURS, TYPICALLY GREEN.
- R8. MATERIAL TO HAVE FLAMMABILITY TESTING TO AS/ISO9239.1 AND/OR FIRE HAZARD RATING TO AS/NZS1530.3.
- R9. DEMONSTRATED CHEMICAL RESISTANCE.

ISSUE	AMENDMENT	DRAWN DATE	CHK'D DATE	APPR'D DATE
B	Notes Numners Amended, AS/NZS Reference to Note FN2 Corrected	SEP '18	APR '19	APR '19
A	ORIGINAL ISSUE	DEC '14	DEC '14	DEC '14

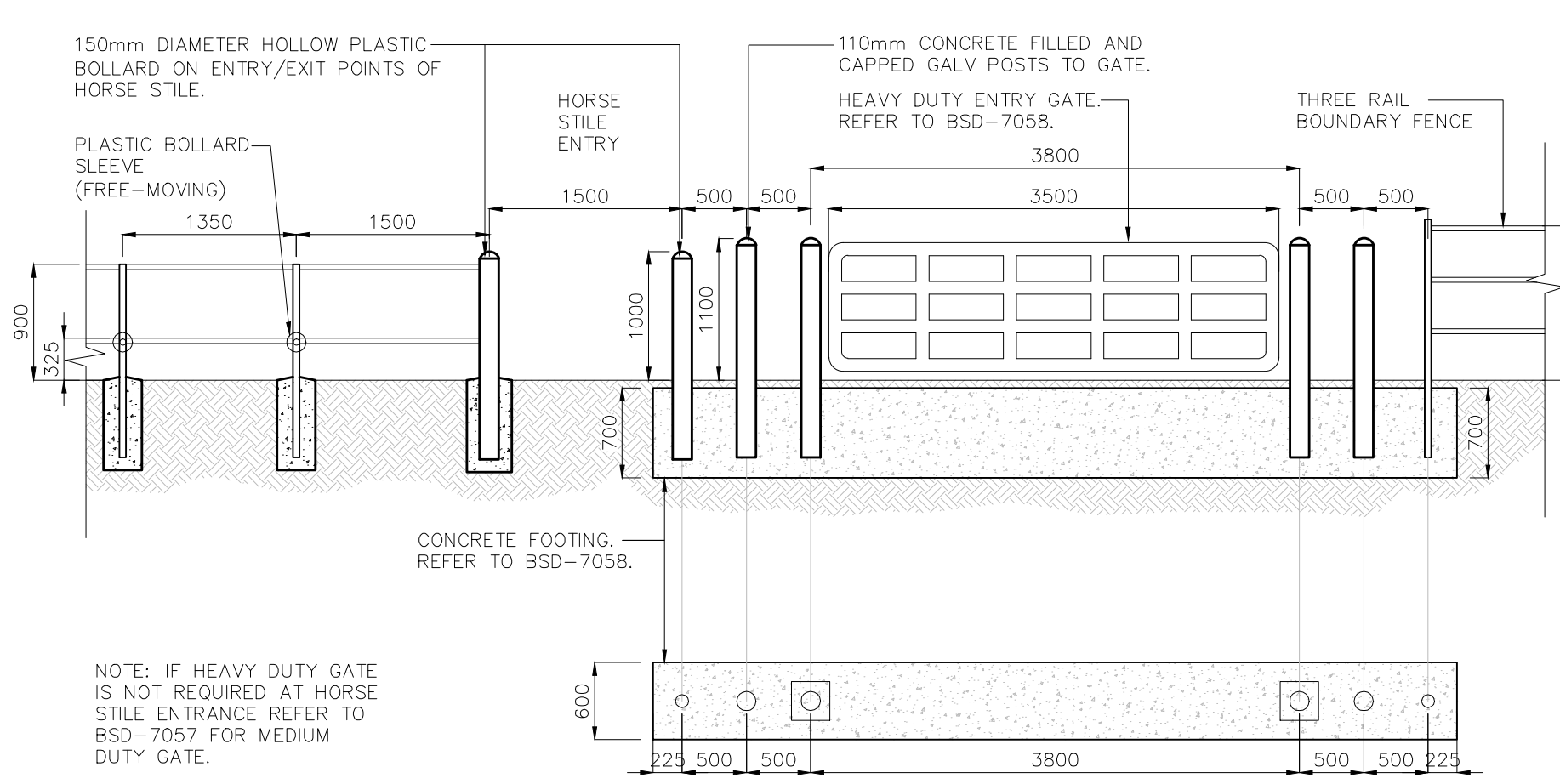
DRAWING AUTHORISED FOR PUBLICATION			
DESIGN	CPO - P&D	DATE	DEC '14
DRAWN	CPO - P&D	DATE	DEC '14
CHECKED	BI - FSG - AS	DATE	DEC '14
DRAWING FILENAME	BSD-7071 (B) Entrance barrier - Natural area - Large horse stile - Sheet 1 of 2.dwg		
ASSOCIATED PLANS	BSD-7071-Sheet 2		



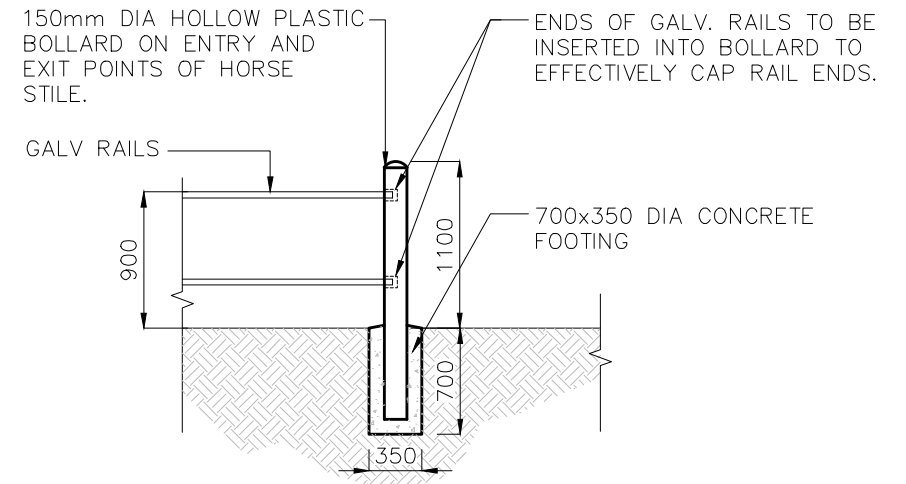
**BRISBANE CITY COUNCIL STANDARD DRAWING**

ENTRANCE BARRIER - NATURAL AREA - LARGE HORSE STILE - SHEET 1 OF 2

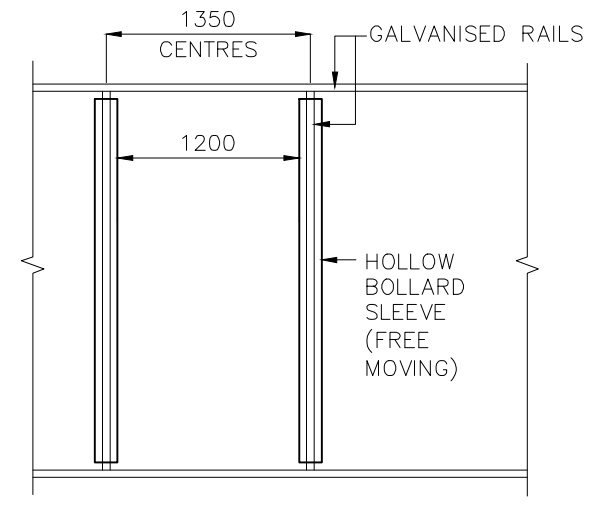
SCALE	AS SHOWN
DWG No.	BSD-7071
ORIGINAL SIZE	A3
REVISION	B



ELEVATION A – EXTERNAL ELEVATION OF HORSE STILE AND ENTRY GATE  
SCALE 1:50



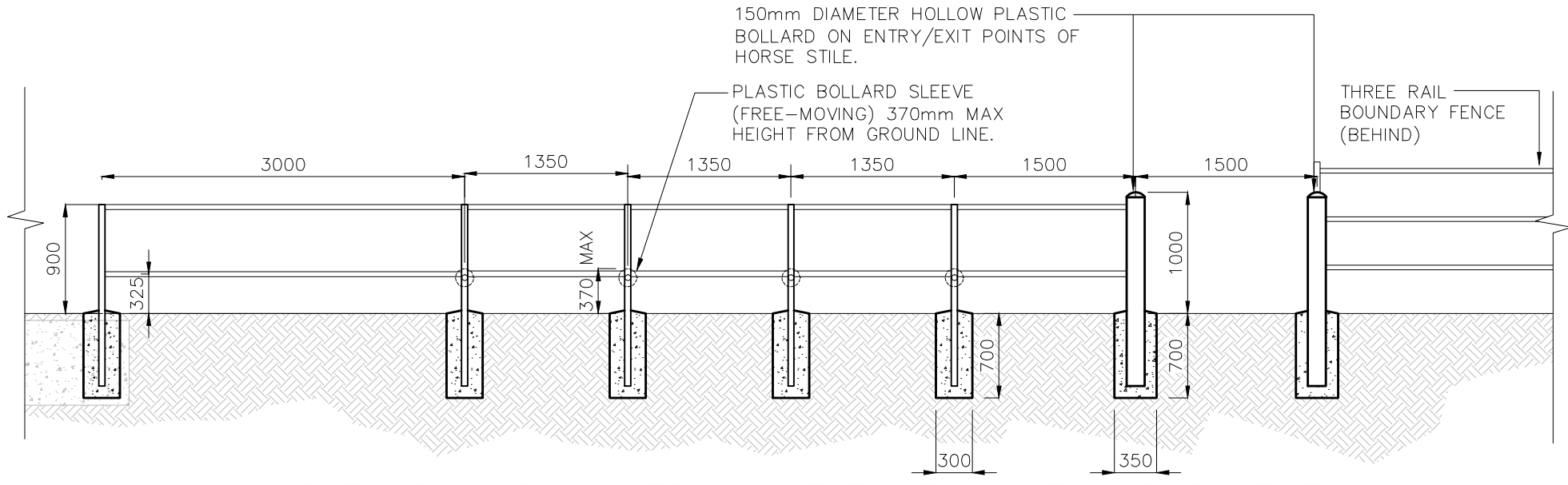
BOLLARD AND RAIL DETAIL  
SCALE 1:50




HORSE STILE DETAIL  
SCALE 1:50

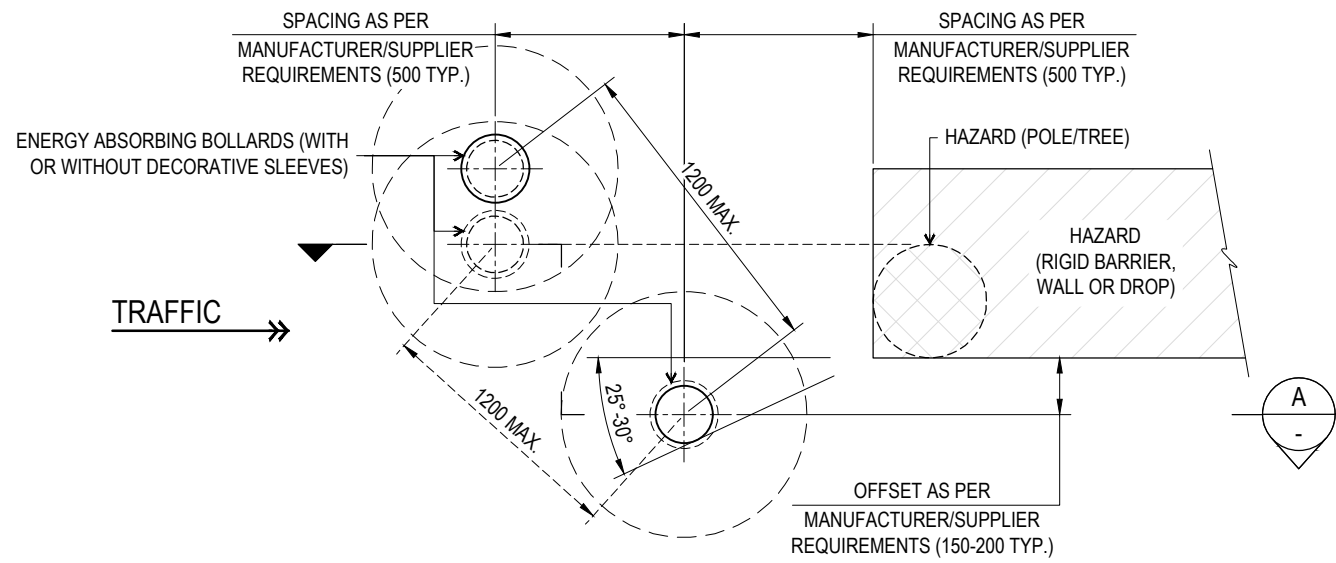
**NOTES**

1. GALVANISED STEEL GATE POSTS AND BOLLARDS TO BE 110mm DIAMETER, CONCRETE FILLED AND CAPPED.
2. RECYCLED PLASTIC BOLLARDS TO BE 150mm DIAMETER.
3. GATE HINGES TO BE WELDED (NOT BOLTED BRACKETS).
4. GATE LOCKING ASSEMBLY TO BE EITHER HIGH TENSILE CHAIN WELDED TO GATE POST OR A PROTECTIVE BOX SET-UP TO HOUSE THE LOCK.
5. STEP OVER RAILS TO BE FIXED WITH BOLTED BRACKET AND TAC-WELDED NUTS. (TO ALLOW REPLACEMENT OF PLASTIC SLEEVE AS NECESSARY).
6. NO SHARP PROTRUSIONS OR UNPROTECTED RAIL ENDS WITHIN HORSE STILE STRUCTURE.
7. PLASTIC SLEEVE ON STEP-OVER RAILS NEED TO BE FREE MOVING.

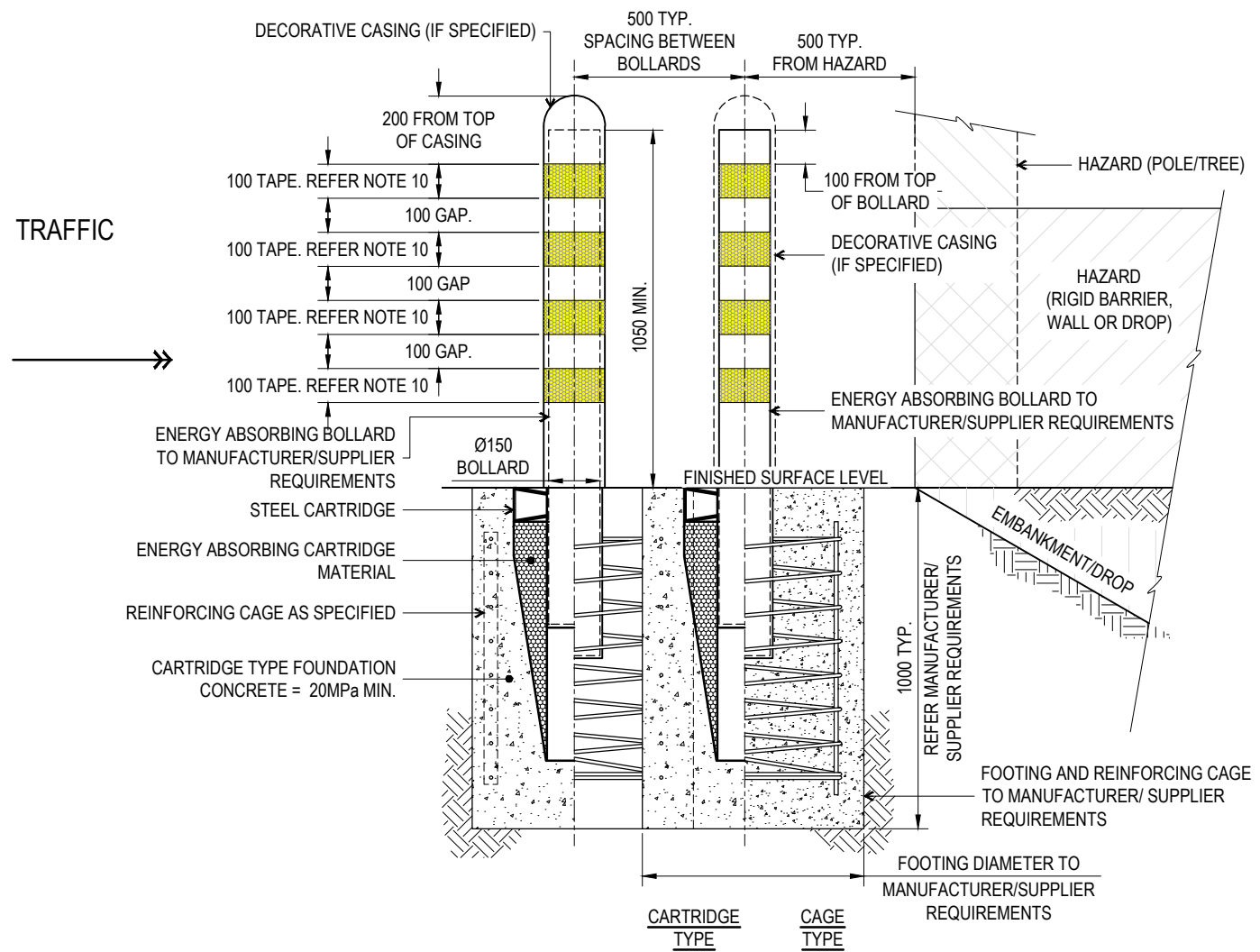


ELEVATION B – INTERNAL ELEVATION OF HORSE STILE  
SCALE 1:50

					DRAWING AUTHORISED FOR PUBLICATION				DESIGN		CPO - P&D	DATE	DEC '14		<b>BRISBANE CITY COUNCIL STANDARD DRAWING</b>			
					Inga Cundric 2015.06.04 14:41:47+10'00'				DRAWN		CPO - P&D	DATE	DEC '14				SCALE	AS SHOWN
					of ASSET ENGINEERING MANAGER STRATEGIC ASSET MANAGEMENT				CHECKED		BI - FSG - AS	DATE	DEC '14				DWG No. <b>BSD-7071</b>	
					DESIGN APPROVED				DRAWING FILENAME		BSD-7071 (A) Entrance barrier - Natural area - Large horse stile - Sheet 2 of 2.dwg						ORIGINAL SIZE	A3
					C.Wood				ASSOCIATED PLANS		BSD-7071-Sheet 1						REVISION	A
A	ORIGINAL ISSUE	DEC '14	DEC '14	DEC '14	SENIOR CO-ORDINATOR NATURAL ENVIRONMENT ASSET SERVICES/BRISBANE INFRASTRUCTURE									ENTRANCE BARRIER – NATURAL AREA – LARGE HORSE STILE – SHEET 2 OF 2				



PLAN VIEW - STAGGERED SETOUT



SECTION ELEVATION A-A  
**ENERGY ABSORBING BOLLARD**  
**HAZARD PROTECTION TREATMENT**

**NOTES:**

1. HAZARD PROTECTION ENERGY ABSORBING BOLLARD SHALL BE (OR APPROVED EQUIVALENT):
  - ENERGY ABSORBING BOLLARD, DISTRIBUTED BY ROADSIDE SERVICES & SOLUTIONS ((03) 9722 9075, ops@roadsideservices.net.au, http://www.roadsideservices.net.au)
  - OMNI STOP™ SUPER DUTY SECURITY BOLLARD, DISTRIBUTED BY SAFEROADS AUSTRALIA (1800 060 672, https://www.saferoads.com.au)
2. DESIGN TO BE IN ACCORDANCE WITH DESIGN MANUALS AS PROVIDED BY MANUFACTURER/DISTRIBUTOR.
3. FOR URBAN SITUATIONS, BOLLARDS TO BE RATED TO 50km/h. APPROPRIATE DOCUMENTATION SHOWING LEVEL OF TESTING TO BE PROVIDED BEFORE BOLLARD/SYSTEM INSTALLATION.
4. SYSTEM TO BE INSTALLED PARALLEL TO TRAVEL WAY.
5. ENERGY ABSORBING BOLLARD FOR HAZARD PROTECTION EITHER TO BE LEFT PLAIN (GALVANISED FINISHED), PAINTED OR POWDERCOATED, OR INSTALLED WITH SECURED DECORATIVE COVER AS SUPPLIED BY MANUFACTURER.
6. WHERE BOLLARD INSTALLED WITH PAINTED OR POWDERCOATED FINISH OR WITH DECORATIVE COVER, COLOUR IS TO COMPLEMENT SURROUNDING STREETSCAPE. COLOUR SELECTION IN ACCORDANCE WITH STANDARD BRISBANE CITY COUNCIL CORPORATE COLOUR PALETTE - REFER BSD-1003 FOR DETAILS.
7. ENERGY ABSORBING BOLLARDS FOR HAZARD PROTECTION TO HAVE FOUR (4) 100mm WIDE BANDS OF CLASS 1 YELLOW RETROREFLECTIVE TAPE AT 100mm SPACING.
8. ALL DIMENSIONS IN MILLIMETRES (U.N.O.).

**ONLY FOR USE ON ROADS WITH A POSTED  
 SPEED LIMIT OF 50km/h OR LOWER**

THE PURPOSE OF THIS STANDARD DRAWING IS TO PROVIDE TYPICAL DETAILS THAT SUPPORT THE DESIRED OUTCOMES OF THE BRISBANE CITY PLAN 2014 AND ASSOCIATED PLANNING SCHEME POLICIES. THE FITNESS FOR PURPOSE OF THIS STANDARD DRAWING FOR A SPECIFIC PROJECT SHOULD BE ASSESSED AND ACCEPTED BY AN APPROPRIATELY QUALIFIED DESIGNER AND/OR REGISTERED PROFESSIONAL ENGINEER OF QUEENSLAND (RPEQ).



**BRISBANE CITY COUNCIL STANDARD DRAWING**

**ENERGY ABSORBING BOLLARD  
 HAZARD PROTECTION  
 LOW SPEED ROADS**

PUBLISH DATE	SEP 2024
SCALE	NOT TO SCALE
DRAWING NUMBER	BSD-7091
ORIGINAL SIZE	A3
REVISION	E

## GENERAL NOTES & SPECIFICATIONS

- ENSURE BOLLARDS & BOUNDARY MARKERS ARE LOCATED IN ACCORDANCE WITH DETAILED LANDSCAPE PLAN AND PARKS CHAPTER OF INFRASTRUCTURE DESIGN PLANNING SCHEME POLICY.
- AUSTRALIAN STANDARDS SHALL BE IN ACCORDANCE WITH THE CURRENT EDITIONS OF THE REFERENCED AUSTRALIAN STANDARDS EXCEPT WHERE VARIED BY SPECIFICATIONS AND/OR DRAWINGS.
- MATERIAL CHOICES ARE TO BE DETERMINED ON THE GROUNDS OF SUSTAINABILITY, LOW MAINTENANCE, VANDAL RESISTANCE, PRODUCT AVAILABILITY AND SUITABILITY TO THE CLIMATIC CONDITIONS. WHERE POSSIBLE, MATERIALS ARE TO BE SOURCED LOCALLY.
- ENSURE BOLLARDS & POSTS ARE CLEANED OF CONCRETE SLURRY OR SPRAY WHEN INSTALLED TO PREVENT STAINING OR DAMAGE TO APPLIED FINISHES.
- COLOUR SELECTION IN ACCORDANCE WITH STANDARD BCC CORPORATE COLOUR PALETTE (& AS 2700 EQUIVALENT). IF NO COLOUR SPECIFIED, BOLLARD AND MARKER TO BE INSTALLED AS MANUFACTURED.
- BOLLARDS TO BE LOCATED ON PARK BOUNDARY, OR SET BACK 500mm FROM EDGE OF INTERNAL ROAD, SPACE BOLLARDS AT 1500mm APART IN A STRAIGHT LINE, AS DIRECTED OR AS SHOWN ON PLAN.
- FOR BOUNDARY MARKER ONLY – REFER BSD-10003 FOR SUPPLIER OF MOULD FOR THE CAST CAP – ENSURE CAPPING DETAIL IS AS SHOWN ON THIS DRAWING, INCLUDING CURRENT BCC LOGO. REFER BSD-10003 FOR LIST OF MARKER SUPPLIERS. POSITION BOUNDARY MARKERS AT CORNER OF COUNCIL BOUNDARY, AT CHANGES IN BOUNDARY DIRECTIONS. INCLUDE BOLLARDS BETWEEN CORNERS AND/OR CHANGES IN DIRECTION WHERE THE PARK BOUNDARY IS NOT OBVIOUS. (OR AS OTHERWISE SPECIFIED).
- FOR BOUNDARY MARKER ONLY – LETTERING TO BE ARIAL FONT TO THE SIZES SPECIFIED IN CAST CAP DETAIL. ALL LETTERS TO BE SPACED EVENLY.
- FOR HERITAGE BOLLARDS ONLY – DECORATIVE TOP TO CONSIST OF TWO ROUTED REBATES. REBATES TO BE STRAIGHT, PARALLEL TO EACH OTHER & AT RIGHT ANGLES TO POST. ENSURE ALL REBATES ARE CLEANED OF ANY SPLINTERS OR SHARDS.
- ALL DIMENSIONS IN MILLIMETRES (U.N.O.).

## FIXTURES/FITTINGS & METAL WORK NOTES

- ALL WORKMANSHIP AND MATERIAL SHALL BE IN ACCORDANCE WITH AS 4100 & AS/NZS 1554.
- ALL METAL FINISHES TO BE IN ACCORDANCE WITH AS 4506.
- ALL FIXTURES/FITTINGS UNLESS SPECIFIED ARE TO BE HOT DIPPED GALVANISED UNLESS IN VICINITY OF SALTWATER/SPRAY, ENSURE ALL FASTENERS SHALL BE STAINLESS STEEL. PLASTIC SEPARATORS SHALL BE PROVIDED TO AVOID CONTACT BETWEEN DISSIMILAR MATERIALS. STAINLESS STEEL GRADE 316 TO BE USED. WHERE POSSIBLE ALL FIXINGS TO BE TAMPER/VANDAL PROOF TO MINIMISE DAMAGE OR THEFT.
- ALL WELDS TO BE CONTINUOUS FILLET WELDS, GROUND OFF SMOOTH & FLUSH IN ACCORDANCE WITH AS 1554. GRIND SMOOTH EDGES & WELDS PRIOR TO HOT DIPPED GALVANISING OR APPLIED FINISHES.

## CONCRETE WORK NOTES

- ALL WORKMANSHIP AND MATERIAL SHALL BE IN ACCORDANCE WITH AS 3600.
- AT A MINIMUM ALL CONCRETE TO BE GRADE N25. CONCRETE SHALL BE NORMAL CLASS CONCRETE UNLESS DIRECTED OTHERWISE. N25 SHALL MEAN NORMAL CLASS CONCRETE WITH A 28 DAY CHARACTERISTIC STRENGTH OF 25MP<sub>a</sub>. CONCRETE MIX DESIGN SHALL BE SUBMITTED TO THE SITE SUPERINTENDENT FOR APPROVAL FIVE (5) DAYS PRIOR TO ORDERING.
- ALL CEMENT TO BE TYPE GP OR GB TO AS 3972 UNLESS SPECIFIED OTHERWISE.
- NORMAL AGGREGATE SIZE TO BE 20mm, SLUMP TO BE NOT GREATER THAN 80mm.
- THE BOTTOMS OF ALL FOOTINGS ARE TO BE CLEANED OF ALL LOOSE MATERIAL AND WATER PRIOR TO PLACING CONCRETE.


## TIMBER WORK NOTES

- TIMBER SHOULD BE SOURCED FROM LEGAL AND SUSTAINABLE SOURCES. TIMBERS ARE CONSIDERED ACCEPTABLE WHERE THERE IS A HIGH DEGREE OF CERTAINTY THAT THEY ARE FROM FORESTS, EITHER NATIVE OR PLANTATION, THAT ARE LEGALLY HARVESTED AND SUSTAINABLY MANAGED. THE CONTRACTOR IS TO SUBMIT EVIDENCE THAT THE TIMBER HAS BEEN OBTAINED FROM A LEGAL AND SUSTAINABLE SOURCE.
- ALL TIMBER TO BE ACQ PRESSURE TREATED OR TANALITH E (COPPER AZOL) TO AS1608 TREATED ROUGH SAWN APPEARANCE GRADE HARDWOOD OF ONE SPECIES.
- ALL EXPOSED EDGES TO RECEIVE MIN. 5mm WIDE ARRIS.
- PRIOR TO INSTALLATION, ALL CUTS, EDGES, JOINTS TO RECEIVE LIBERAL COATINGS WITH AN APPROVED TIMBER PRESERVATIVE.
- ALL TIMBER IN CONTACT WITH GROUND TO BE PRESERVATIVE TREATED TO HAZARD CLASS H5 TO AS 1604 AND HAVE A DURABILITY CLASS 1 OR 2 TO AS 5604.
- ALL TIMBER TO BE FREE OF KNOTS, SPLINTERS, CRACKS OR ANY MAJOR DEFECT.
- TIMBER PRESERVATIVES – WHERE NO FINISH SPECIFIED, ALL TIMBER TO RECEIVE 3 No COATS OF CLEAR APPROVED TIMBER PRESERVATIVE SUCH AS COPPER NAPHTHENATE OIL (FOR ABOVE GROUND USE) AND COPPER NAPHTHENATE EMULSION (FOR BELOW GROUND USE) – COAT ENTIRE BOLLARD PRIOR TO PLACING.
- COLOUR SELECTION WHERE APPLICABLE IN ACCORDANCE WITH STANDARD CORPORATE COLOUR PALETTE. COAT ENTIRE BOLLARD PRIOR TO PLACING.

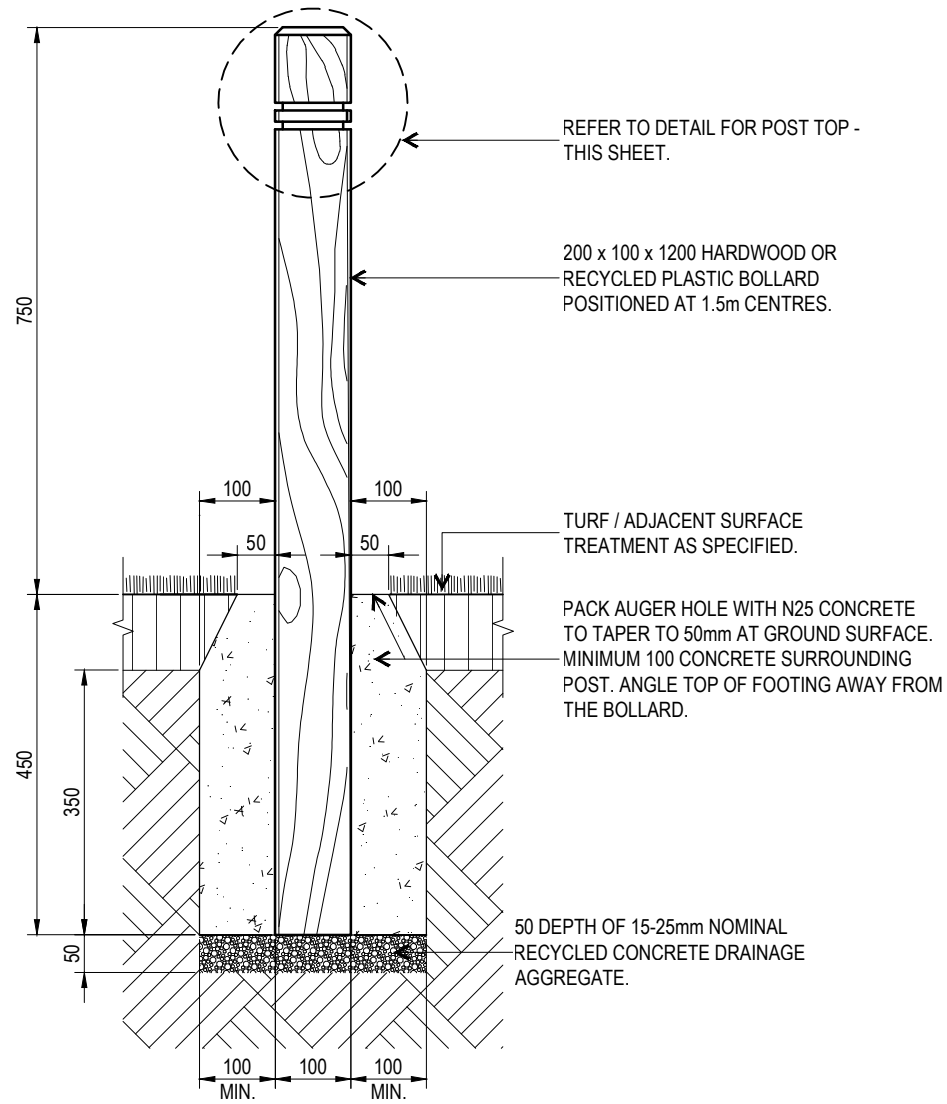
## RECYCLED PLASTIC NOTES

- SECTIONS TO BE FORMED FROM A SINGLE, CONTINUOUSLY EXTRUDED PIECE.
- MATERIAL TO BE UV STABILISED.
- POROSITY TO A MAXIMUM OF 15% OF CROSS SECTION.
- MAXIMUM VOID LENGTH 10% OF LARGEST CROSS SECTION.
- SURFACE FINISH TO BE SMOOTH AND FREE OF ANY MAJOR VOIDS OR VISIBLE DEFECTS.
- SIZE IS INDICATIVE – VARIANCE NOT TO EXCEED APPROXIMATELY 1.5%.
- COLOUR TO BE CHOSEN FROM AVAILABLE SUPPLIER COLOURS, TYPICALLY GREEN, BLACK, GREY OR BLUE.
- MATERIAL TO HAVE FLAMMABILITY TESTING TO AS ISO TO AS/ISO 9239 AND/OR FIRE HAZARD RATING TO AS/NZS 1530.
- DEMONSTRATED CHEMICAL RESISTANCE.

REFER TO BSD-7093,  
BSD-7094 &  
BSD-7099 FOR  
ASSOCIATED DETAILS.

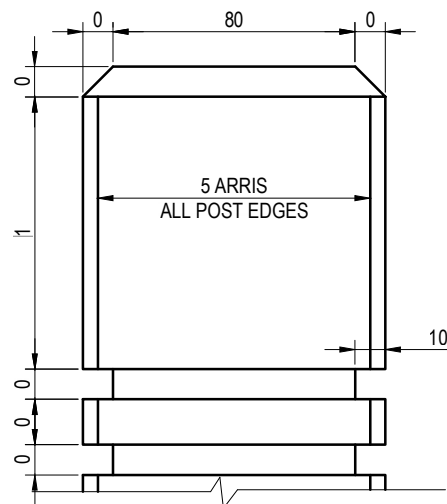
				DRAWING AUTHORISED FOR PUBLICATION PAUL COTTON SIGNATURE ON ORIGINAL DATED 03/09/04 MANAGER INFRASTRUCTURE MANAGEMENT R.P.E.Q: 2546				DESIGN	Std Dwgs WG	DATE	OCT '13		<b>BRISBANE CITY COUNCIL STANDARD DRAWING</b>	
				DESIGN APPROVED LAUREN TEMPLEMAN SIGNATURE ON ORIGINAL DATED 31/08/04				DRAWN	CPO - P&D	DATE	OCT '13		SCALE	AS SHOWN
				PRICIPAL PROGRAM OFFICER PARKS				CHECKED	UMD - E&P & IMB	DATE	OCT '13		DWG No.	<b>BSD-7092</b>
A	Drawing Converted From UMS Series April 2014			APR '14	APR '14	APR '14	DRAWING FILENAME	BSD-7092 (A) Park bollards and boundary markers - General notes.dwg					ORIGINAL SIZE	A3
ISSUE	AMENDMENT			DRAWN DATE	CHK'D DATE	APPR'D DATE	ASSOCIATED PLANS	SUPERSEDES NOTES ON UMS-721, 722, 723, & 724				REVISION	A	

### PARK BOLLARDS AND BOUNDARY MARKERS - GENERAL NOTES



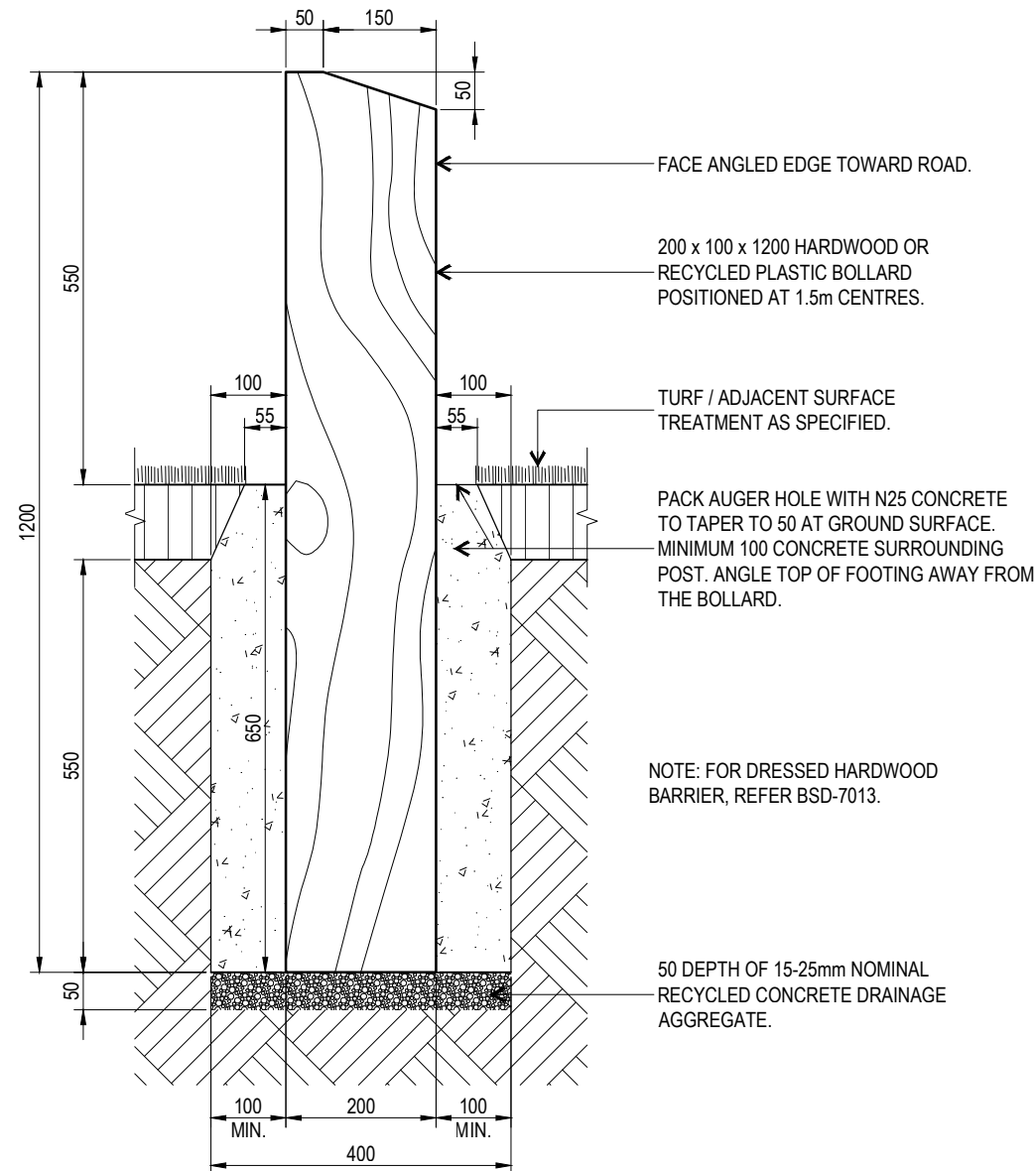
**HERITAGE BOLLARD - SECTION**

SCALE: 1:10



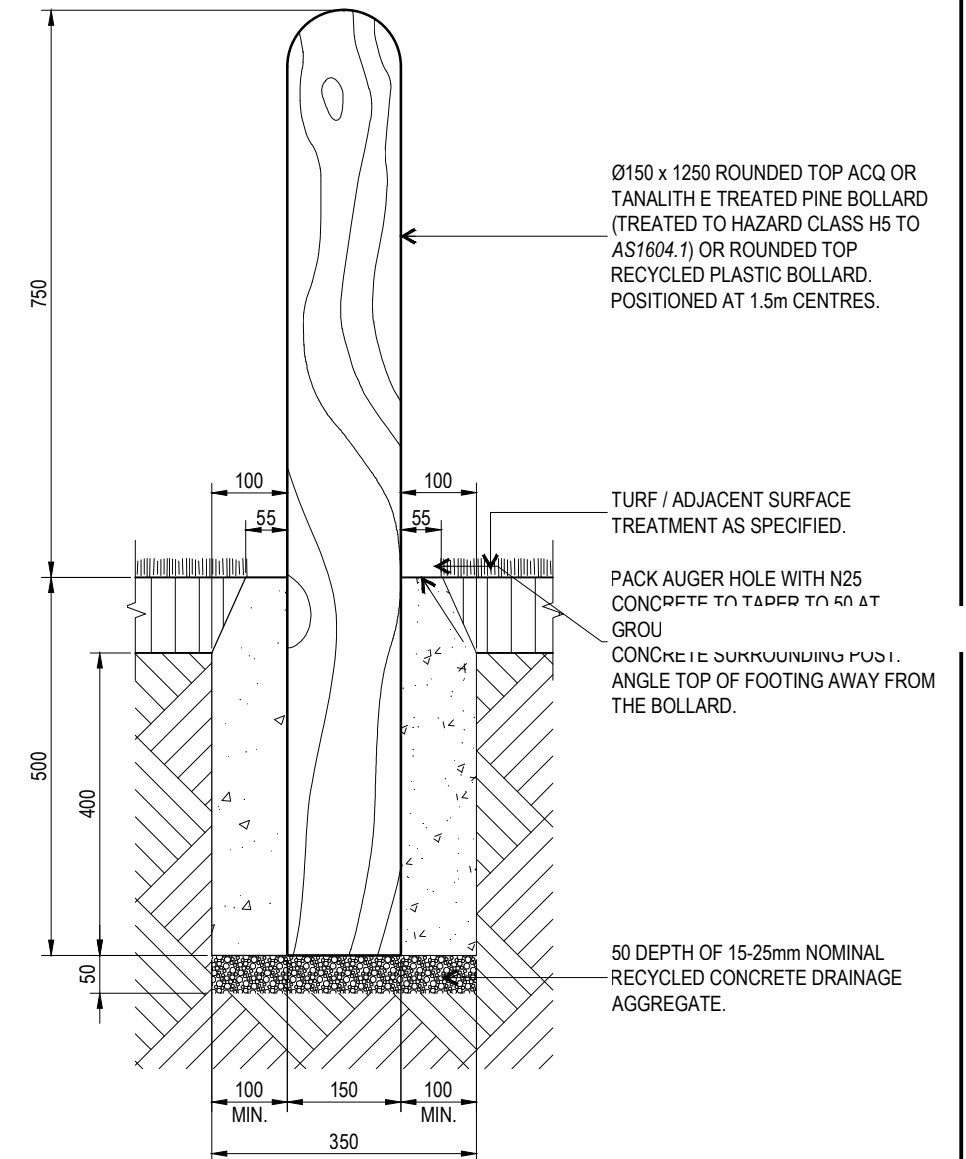
**POST TOP - DETAIL ELEVATION**

SCALE: 1:2



**ANGLED TOP HARDWOOD BOLLARD - SECTION**

SCALE: 1:10



**DOME TOPPED BOLLARD - SECTION**

SCALE: 1:10

THE PURPOSE OF THIS STANDARD DRAWING IS TO PROVIDE TYPICAL DETAILS THAT SUPPORT THE DESIRED OUTCOMES OF THE BRISBANE CITY PLAN 2014 AND ASSOCIATED PLANNING SCHEME POLICIES. THE FITNESS FOR PURPOSE OF THIS STANDARD DRAWING FOR A SPECIFIC PROJECT SHOULD BE ASSESSED AND ACCEPTED BY AN APPROPRIATELY QUALIFIED DESIGNER AND/OR REGISTERED PROFESSIONAL ENGINEER OF QUEENSLAND (RPEQ).

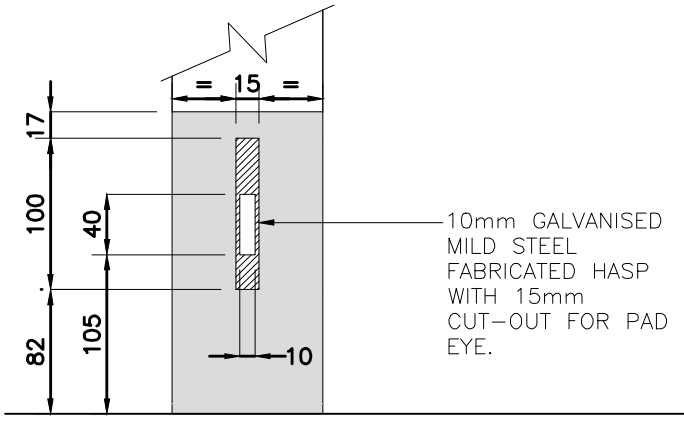


BRISBANE CITY COUNCIL STANDARD DRAWING

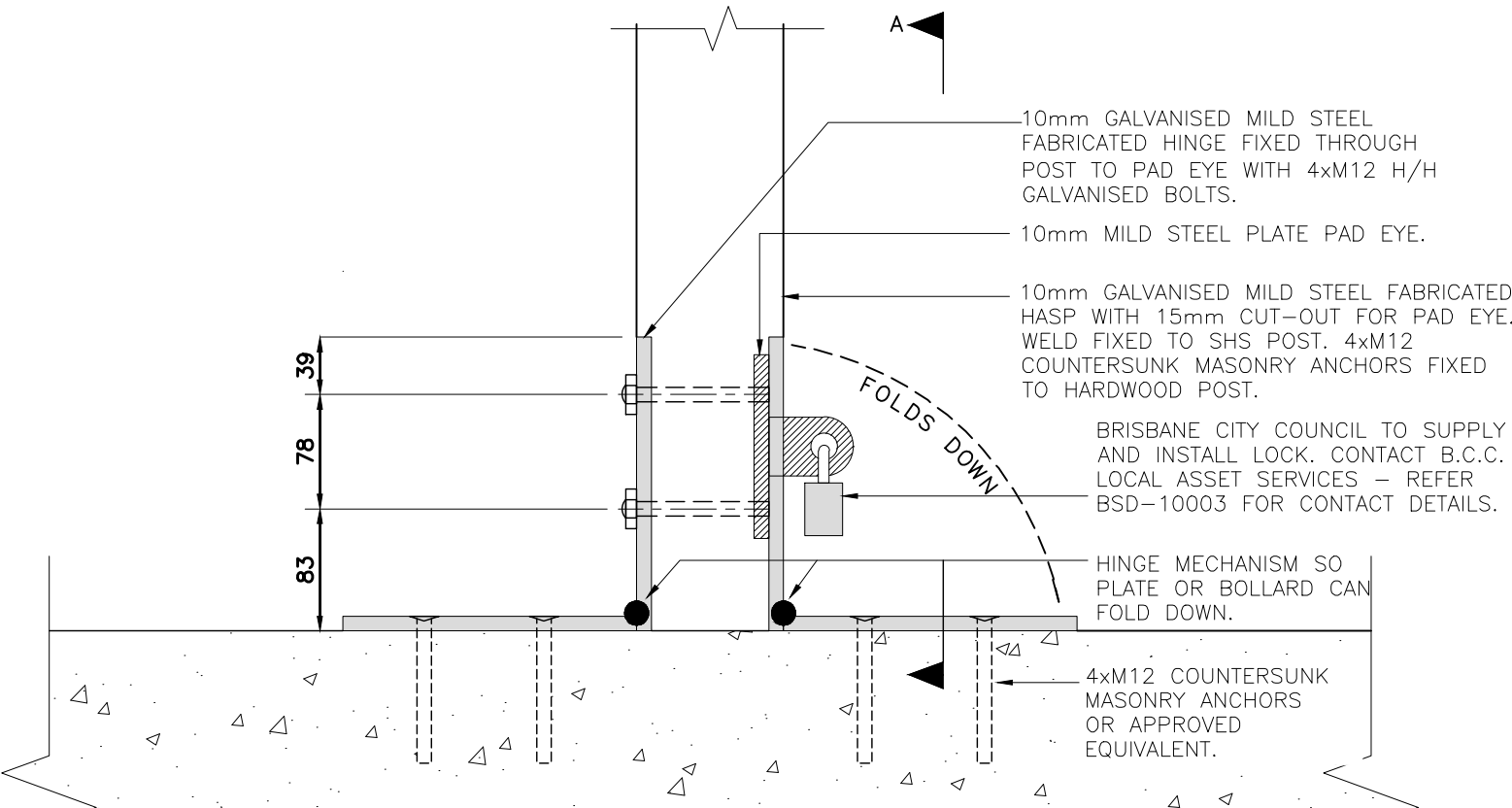
**BOLLARD - PARKS -  
HERITAGE, ANGLE AND  
DOME-TOPPED**

PUBLISH DATE	JUN 2023
SCALE	AS SHOWN
DRAWING NUMBER	<b>BSD-7093</b>
ORIGINAL SIZE	A3
REVISION	C

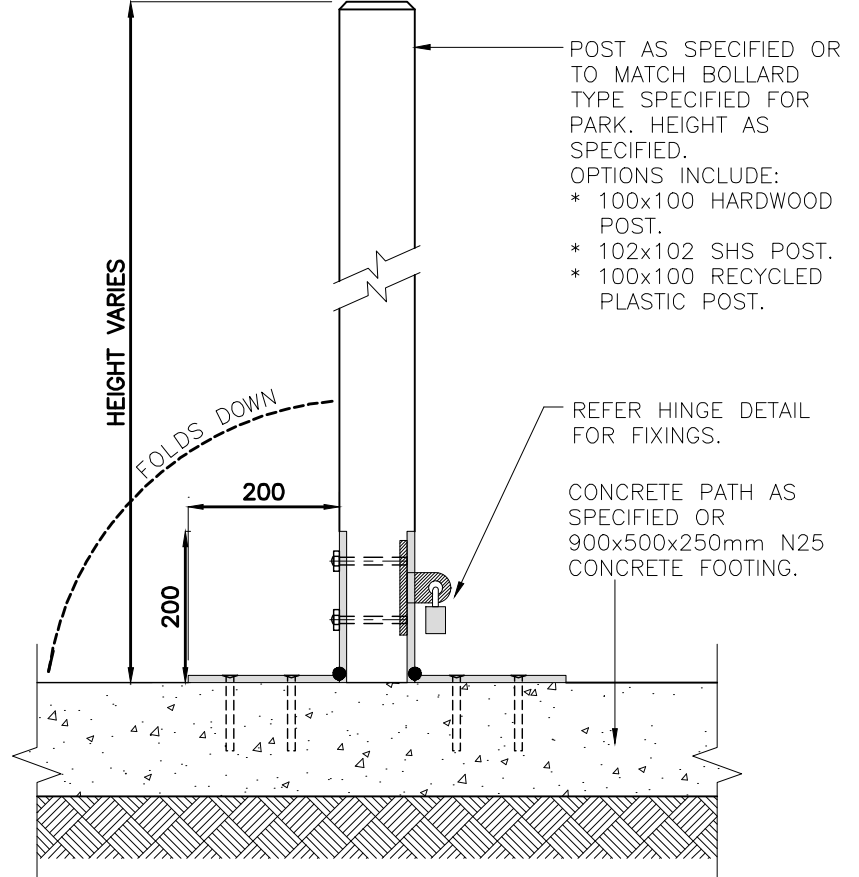
REFER TO BSD-7092  
FOR ASSOCIATED  
SPECIFICATION NOTES.




REMOVABLE BOLLARD – SECTION  
A-A – PAD EYE DETAIL  
SCALE: 1:5



REMOVABLE BOLLARD – HINGE DETAIL  
SCALE: 1:5



REMOVABLE BOLLARD – SECTION  
SCALE: 1:10

				DRAWING AUTHORISED FOR PUBLICATION PAUL COTTON SIGNATURE ON ORIGINAL DATED 03/09/04 MANAGER INFRASTRUCTURE MANAGEMENT R.P.E.Q: 2546				DESIGN	Std Dwg's WG	DATE	OCT '13		<b>BRISBANE CITY COUNCIL STANDARD DRAWING</b>	
				DESIGN APPROVED LAUREN TEMPLEMAN SIGNATURE ON ORIGINAL DATED 31/08/04				DRAWN	CPO - P&D	DATE	OCT '13			
				PRICIPAL PROGRAM OFFICER PARKS				CHECKED	UMD - E&P & IMB	DATE	OCT '13		DWG No.	BSD-7094
A	Drawing Converted From UMS Series April 2014			APR '14	APR '14	APR '14					DRAWING FILENAME	BOLLARD – PARKS AND NATURAL AREAS – REMOVABLE		
ISSUE	AMENDMENT			DRAWN DATE	CHK'D DATE	APPR'D DATE					ASSOCIATED PLANS	ORIGINAL SIZE	REVISION	
											SUPERSEDES UMS-724	A3	A	

# STANDARDS

DESIGNED IN ACCORDANCE WITH, AND FABRICATION TO MEET THE FOLLOWING STANDARDS:

- AS1428.4.1:2009, TACTILE GROUND SURFACE INDICATORS FOR THE ORIENTATION OF PEOPLE WITH VISION IMPAIRMENT.
- AS1627.4 METAL FINISHING – PREPARATION AND PRE-TREATMENT OF SURFACES – ABRASIVE BLAST CLEANING OF STEEL.
- AS2312:2002/AMDT 1:2004, GUIDE TO PROTECTION OF IRON AND STEEL AGAINST EXTERIOR ATMOSPHERIC CORROSION, 1994. GUIDE TO ENGINEERING PRACTICE, 'PEDESTRIANS', PART 13, AUSTRADS.
- AUSTRALIAN ROAD RULES, 1999, WWW.NRTC.GOV.AU
- AS4506 –2005, METAL FINISHING– THERMOSET POWDER COATINGS.
- AS4680:2006, HOT DIP GALVANISING.
- AS 1742.10– 2009 MANUAL OF UNIFORM TRAFFIC CONTROL DEVICES: 'PEDESTRIAN CONTROL AND PROTECTION'

# NOTES

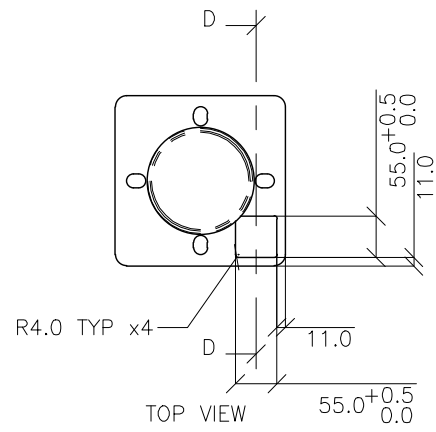
- WELDING TO BE ACCORDANCE TO AS1554.1 CAT GP WELDING, ALL SHARP EDGES & BURRS REMOVED.
- PART SHOULD BE SUPPLIED CLEAN AND FREE FROM MARKS, BURRS, SCUFFS, DISTORTION AND WARPAGE.
- ENSURE ANTI-SEIZE IS ON ALL NUTS AND BOLTS PRIOR TO ASSEMBLY.
- DRAWING TO AS1100 DRAWING STANDARDS.
- 316 S.S AND 316 S.S FASTENERS TO BE USED THROUGHOUT FOR COASTAL INSTALLATIONS OR ANY ENVIRONMENT WITH HIGH CORROSION.
- ALL TOLERANCES  $\pm 1.5\text{mm}$  UNLESS OTHERWISE SPECIFIED.

# MATERIAL

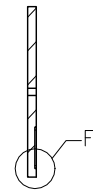
- MATERIAL: 316 STAINLESS STEEL
- COLOUR: NATURAL
- FINISH: 600 GRIT POLISH / GARNET BLASTED

**STRUCTURAL DESIGN REVIEWED AND CERTIFIED FOR ISSUE**

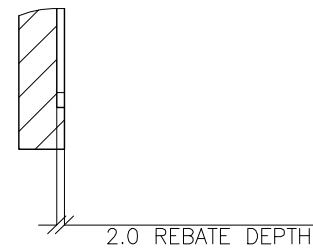
NAME: B.C. PLANT RPEQ: 8807  
SIGNATURE: ON\_ORIGINAL DATE: 28/6/12



SECTION D-D  
SCALE 1 : 10

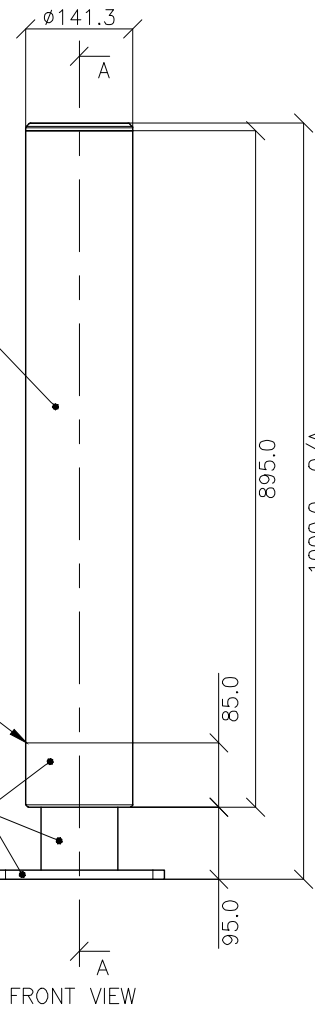


DETAIL F  
LOGO BADGE REBATE DETAIL  
SCALE 1 : 2

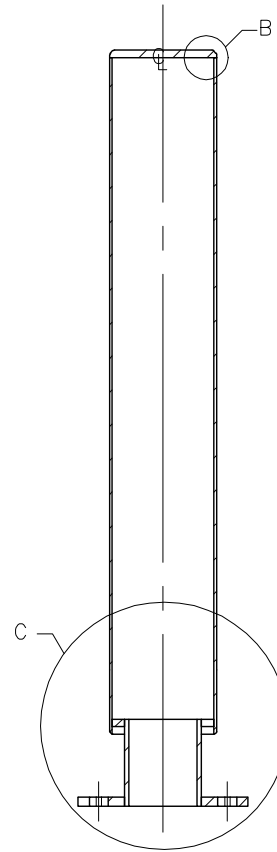


ALL SURFACES ABOVE SHADOW LINE TO BE 600 GRIT POLISHED (POLISH DIRECTION TO BE RADIAL)

ALL SURFACES BELOW SHADOW LINE TO BE GARNET BLASTED AFTER POLISHING




FRONT VIEW

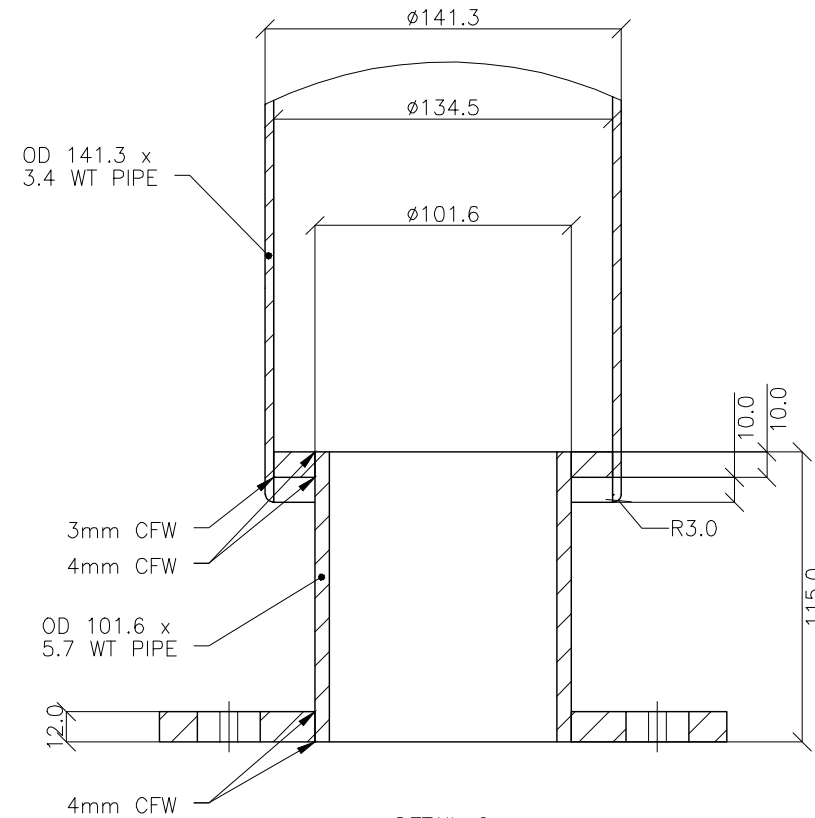


SECTION A-A

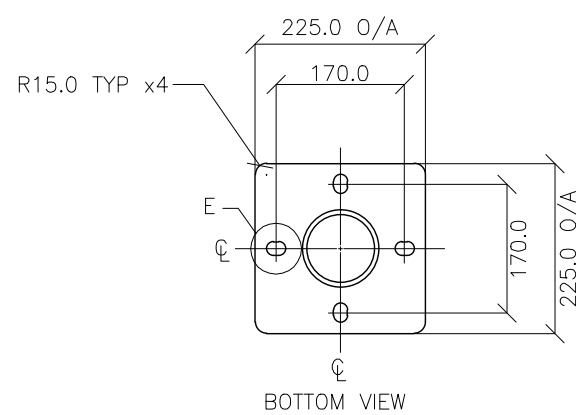
2mm REBATE FOR LOGO BADGE



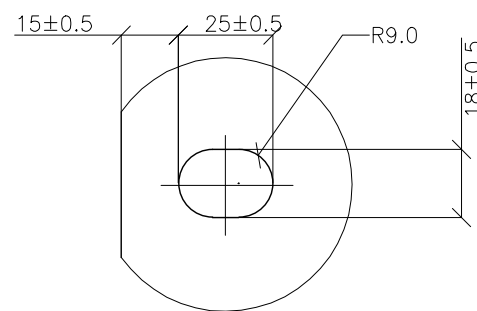
PICTORIAL VIEW



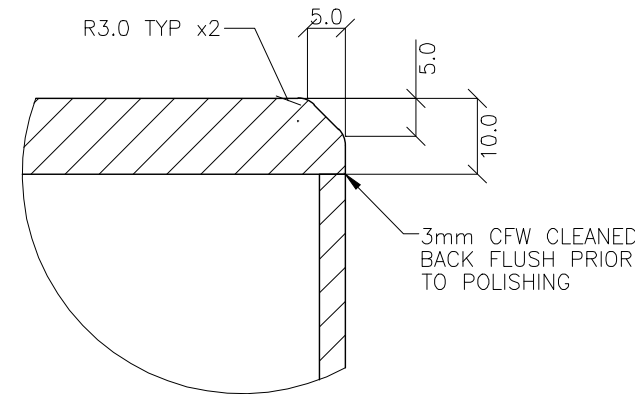
DETAIL C  
SECTION DETAIL  
SCALE 1 : 3



BOTTOM VIEW




DETAIL E  
TYPICAL MOUNTING SLOT DETAIL  
SCALE 1 : 2



DETAIL B  
TOP DETAIL  
SCALE 1 : 1

ISSUE	AMENDMENT	DRAWN DATE	CHK'D DATE	APPR'D DATE
B	Drawing Title Amended	FEB '16	JUL '16	JUL '16
A	Drawing Converted from UMS Series April 2014	APR '14	APR '14	APR '14

DRAWING AUTHORISED FOR PUBLICATION INGA CONDRC AUTHORIZED 15/04/2014				DESIGN	FORMZOO DESIGN	DATE	JUN '12
ASSET ENGINEERING MANAGER STRATEGIC ASSET MANAGEMENT				DRAWN	AB	DATE	JUN '12
DESIGN APPROVED				CHECKED	VM	DATE	APR '13
VICKI MARTIN SIGNATURE ON ORIGINAL				DRAWING FILENAME	BSD-7095 (B) Streetscape fixed bollard - Sheet 1 of 2.dwg		
PRINCIPAL PLANNING OFFICER URBAN DESIGN				ASSOCIATED PLANS	SUPERSEDES UMS-567-9		



**BRISBANE CITY COUNCIL STANDARD DRAWING**

SCALE: NOT TO SCALE

**STREETSCAPE FIXED BOLLARD**  
**SHEET 1 OF 2**

DWG No. **BSD-7095**

ORIGINAL SIZE: A3 REVISION: B



# STANDARDS

DESIGNED IN ACCORDANCE WITH, AND FABRICATION TO MEET THE FOLLOWING STANDARDS:

1. AS1428.4.1:2009, TACTILE GROUND SURFACE INDICATORS FOR THE ORIENTATION OF PEOPLE WITH VISION IMPAIRMENT.
2. AS1627.4 METAL FINISHING – PREPARATION AND PRE-TREATMENT OF SURFACES – ABRASIVE BLAST CLEANING OF STEEL.
3. AS2312:2002/AMDT 1:2004, GUIDE TO PROTECTION OF IRON AND STEEL AGAINST EXTERIOR ATMOSPHERIC CORROSION, 1994.
4. GUIDE TO ENGINEERING PRACTICE, 'PEDESTRIANS', PART 13, AUSTRROADS.
5. AUSTRALIAN ROAD RULES , 1999, WWW.NRTC.GOV.AU
6. AS4506 –2005, METAL FINISHING– THERMOSET POWDER COATINGS.
7. AS4680:2006, HOT DIP GALVANISING.
8. AS 1742.10– 2009 MANUAL OF UNIFORM TRAFFIC CONTROL DEVICES: 'PEDESTRIAN CONTROL AND PROTECTION'

# NOTES

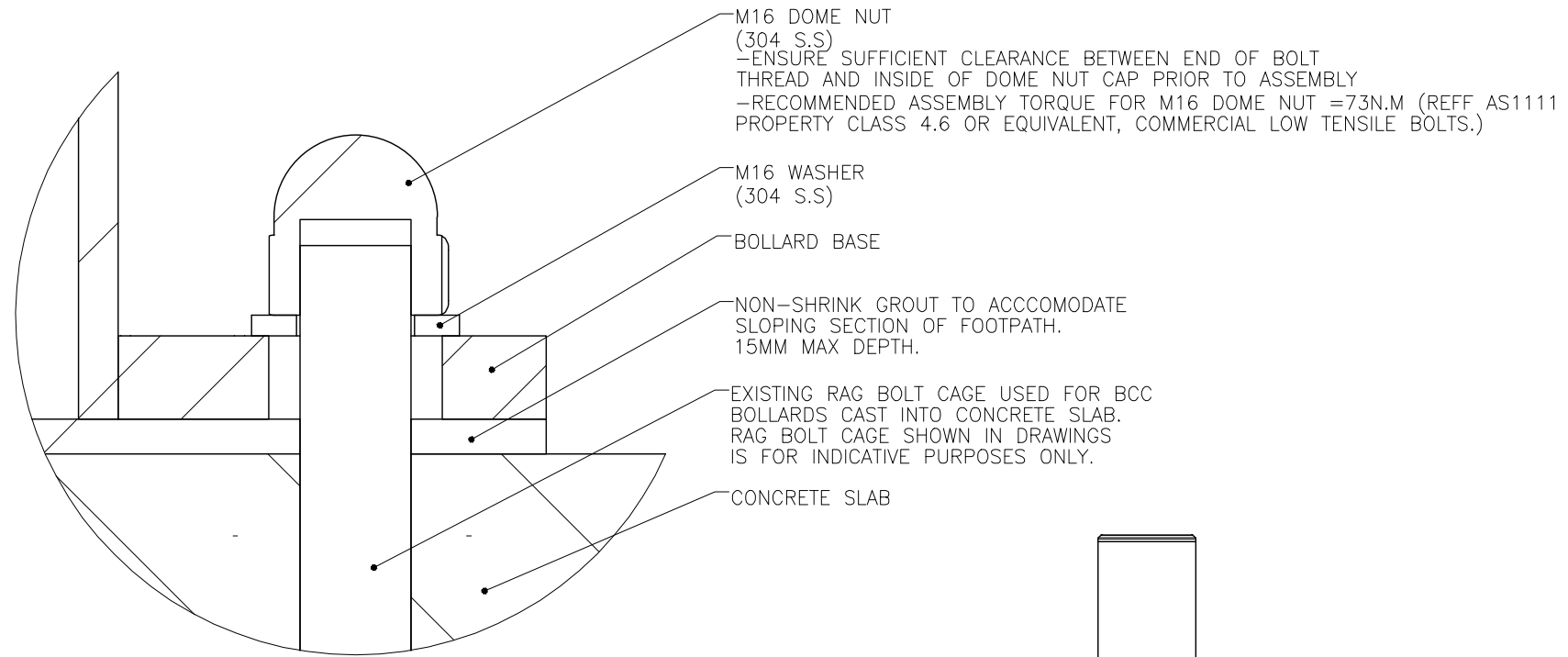
1. WELDING TO BE ACCORDANCE TO AS1554.1 CAT GP WELDING, ALL SHARP EDGES & BURRS REMOVED.
2. PART SHOULD BE SUPPLIED CLEAN AND FREE FROM MARKS, BURRS, SCUFFS, DISTORTION AND WARPAGE.
3. ENSURE ANTI-SEIZE IS ON ALL NUTS AND BOLTS PRIOR TO ASSEMBLY.
4. DRAWING TO AS1100 DRAWING STANDARDS.
5. 316 S.S AND 316 S.S FASTENERS TO BE USED THROUGHOUT FOR COASTAL INSTALLATIONS OR ANY ENVIRONMENT WITH HIGH CORROSION.
6. ALL TOLERANCES ± 1.5mm UNLESS OTHERWISE SPECIFIED.

# MATERIAL


1. MATERIAL: SEE COMPONENT DRAWING
2. COLOUR: SEE COMPONENT DRAWING
3. FINISH: SEE COMPONENT DRAWING

**STRUCTURAL DESIGN REVIEWED AND CERTIFIED FOR ISSUE**  
 NAME: B.C. PLANT RPEQ: 8807  
 SIGNATURE: ON ORIGINAL DATE: 28/6/12

ITEM NO.	DESCRIPTION	QTY.
1	Bollard	1
2	Bollard Logo Badge	1
3	M16 304 Stainless Steel Washer	4
4	M16 304 Stainless Steel Dome Nut	4

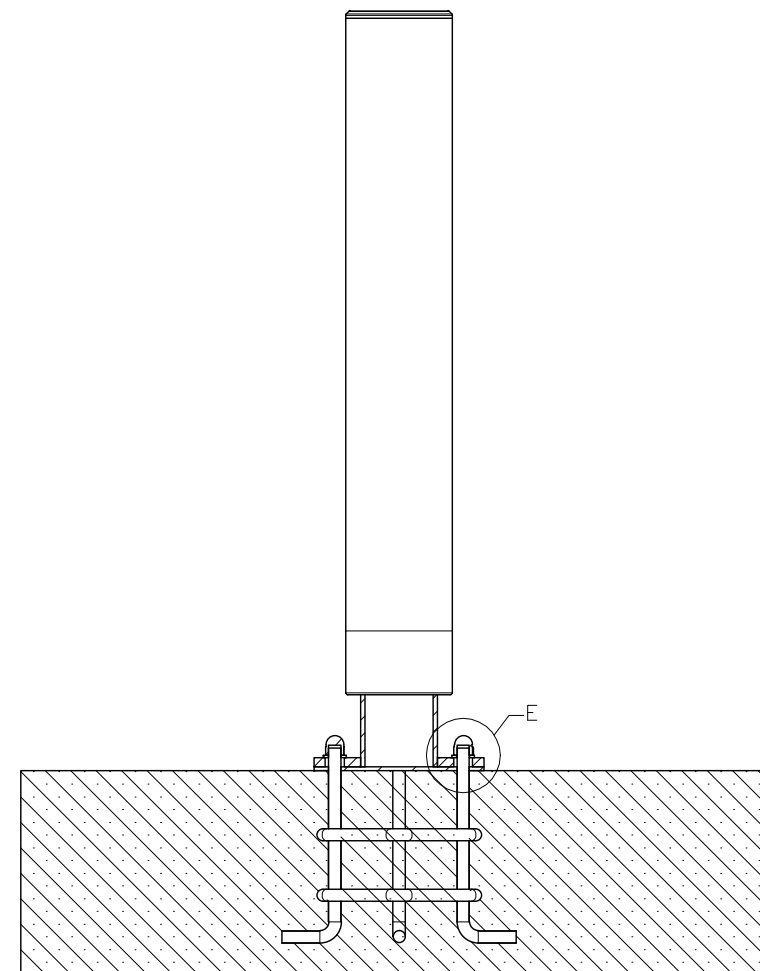


DETAIL F  
 INSTALLATION DETAIL  
 SCALE 1 : 1



ETCHED LOGO BADGE GLUED IN PLACE WITH SIKAFLEX 11FC OR EQUIVALENT FOR METAL TO METAL BOND


EXPLODED VIEW  
 SCALE 1 : 5



SECTION VIEW OF INSTALLATION

ISSUE	AMENDMENT	DRAWN DATE	CHK'D DATE	APPR'D DATE
B	Drawing Title Amended	FEB '16	JUL '16	JUL '16
A	Drawing Converted from UMS Series April 2014	APR '14	APR '14	APR '14

DRAWING AUTHORISED FOR PUBLICATION INGA CONDRIK AUTHORISED 15/04/2014			
DESIGN	FORMZOO DESIGN	DATE	JUN '12
DRAWN	AB	DATE	JUN '12
CHECKED	VM	DATE	APR '13
DRAWING FILENAME	BSD-7095 (B) Streetscape fixed bollard - Assembly and installation - Sheet 2 of 2.dwg		
ASSOCIATED PLANS	SUPERSEDES UMS-567-3		



**BRISBANE CITY COUNCIL STANDARD DRAWING**

SCALE: NOT TO SCALE

**STREETSCAPE – FIXED BOLLARD ASSEMBLY AND INSTALLATION**

**SHEET 2 OF 2**

DWG No: **BSD-7095**

ORIGINAL SIZE: A3 REVISION: B

# STANDARDS

DESIGNED IN ACCORDANCE WITH, AND FABRICATION TO MEET THE FOLLOWING STANDARDS:

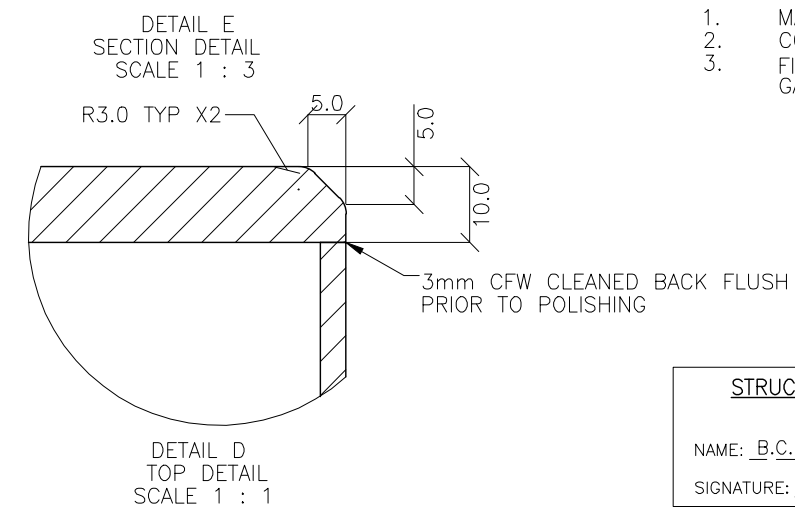
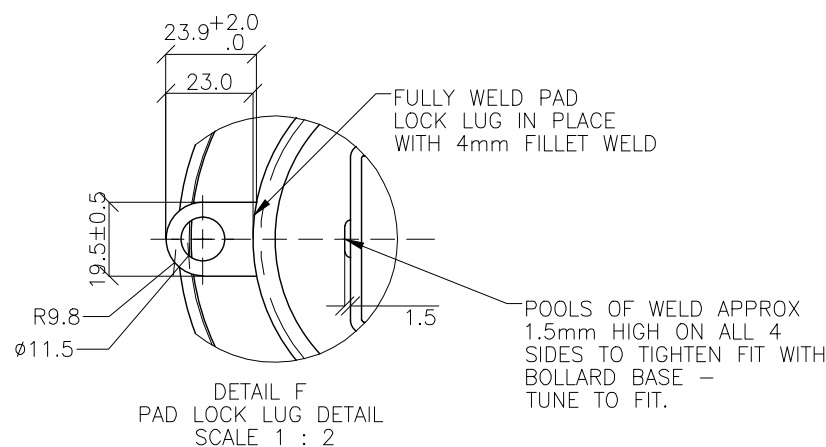
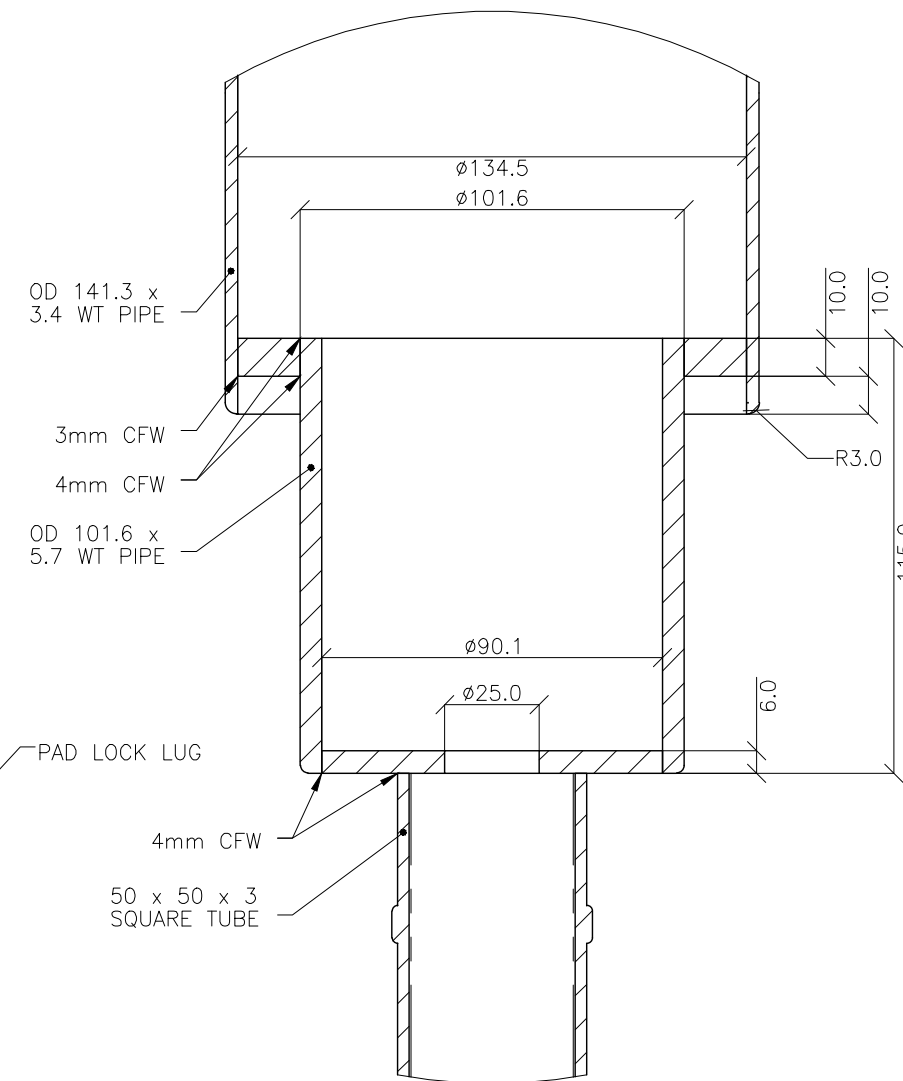
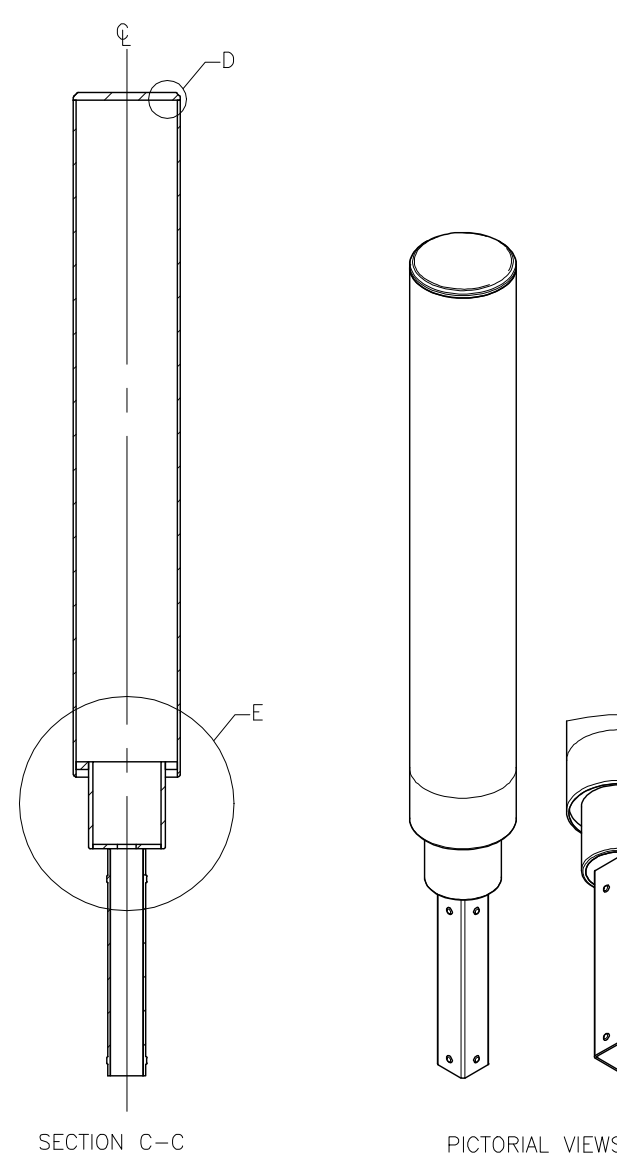
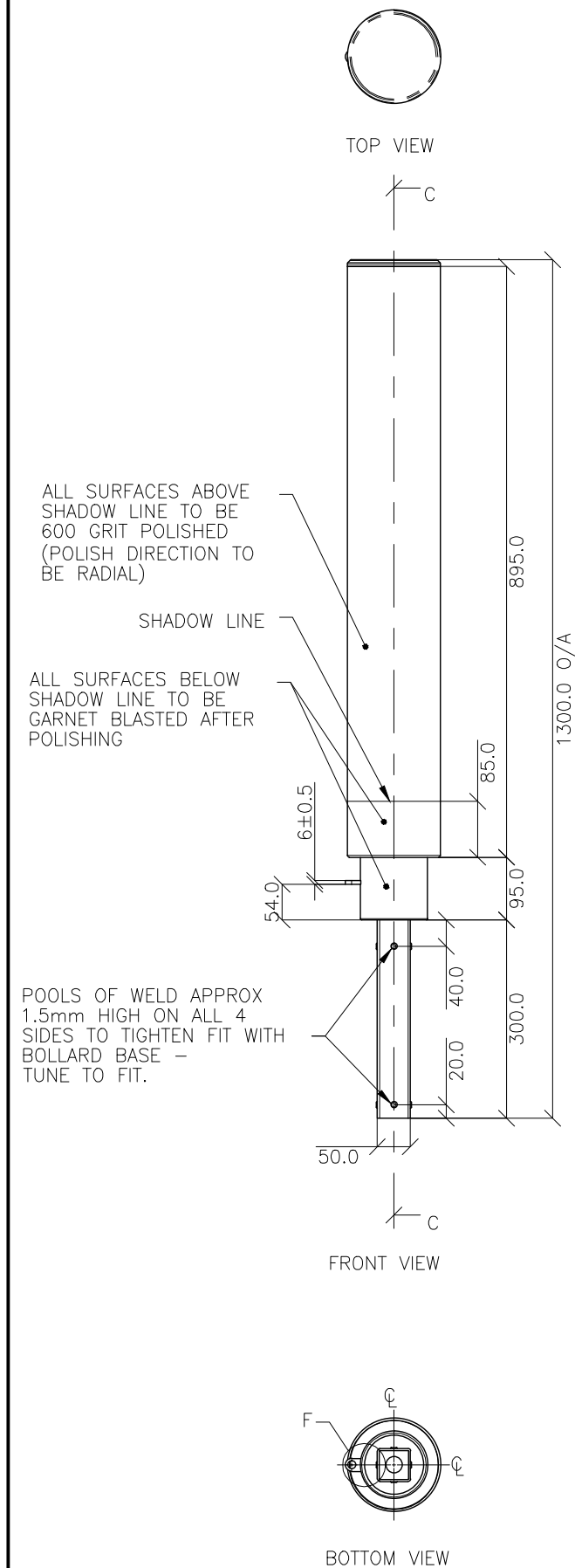
1. AS1428.4.1:2009, TACTILE GROUND SURFACE INDICATORS FOR THE ORIENTATION OF PEOPLE WITH VISION IMPAIRMENT.
2. AS1627.4 METAL FINISHING – PREPARATION AND PRE-TREATMENT OF SURFACES – ABRASIVE BLAST CLEANING OF STEEL.
3. AS2312:2002/AMDT 1:2004, GUIDE TO PROTECTION OF IRON AND STEEL AGAINST EXTERIOR ATMOSPHERIC CORROSION, 1994.
4. GUIDE TO ENGINEERING PRACTICE, 'PEDESTRIANS', PART 13, AUSTRROADS.
5. AUSTRALIAN ROAD RULES, 1999, WWW.NRTC.GOV.AU
6. AS4506 –2005, METAL FINISHING– THERMOSET POWDER COATINGS.
7. AS4680:2006, HOT DIP GALVANISING.
8. AS 1742.10– 2009 MANUAL OF UNIFORM TRAFFIC CONTROL DEVICES: 'PEDESTRIAN CONTROL AND PROTECTION'

# NOTES

1. WELDING TO BE ACCORDANCE TO AS1554.1 CAT GP WELDING, ALL SHARP EDGES & BURRS REMOVED.
2. PART SHOULD BE SUPPLIED CLEAN AND FREE FROM MARKS, BURRS, SCUFFS, DISTORTION AND WARPAGE.
3. ENSURE ANTI-SEIZE IS ON ALL NUTS AND BOLTS PRIOR TO ASSEMBLY.
4. DRAWING TO AS1100 DRAWING STANDARDS.
5. 316 S.S AND 316 S.S FASTENERS TO BE USED THROUGHOUT FOR COASTAL INSTALLATIONS OR ANY ENVIRONMENT WITH HIGH CORROSION.
6. ALL TOLERANCES  $\pm 1.5\text{mm}$  UNLESS OTHERWISE SPECIFIED.

# MATERIAL


1. MATERIAL: 316 STAINLESS STEEL
2. COLOUR: NATURAL
3. FINISH: 600 GRIT POLISH / GARNET BLASTED



STRUCTURAL DESIGN REVIEWED AND CERTIFIED FOR ISSUE  
 NAME: B.C. PLANT \_\_\_\_\_ RPEQ: 8807  
 SIGNATURE: ON ORIGINAL \_\_\_\_\_ DATE: 28/6/12

ISSUE	AMENDMENT	DRAWN DATE	CHK'D DATE	APPR'D DATE
B	Drawing Title Amended	FEB '16	JUL '16	JUL '16
A	Drawing Converted from UMS Series April 2014	APR '14	APR '14	APR '14

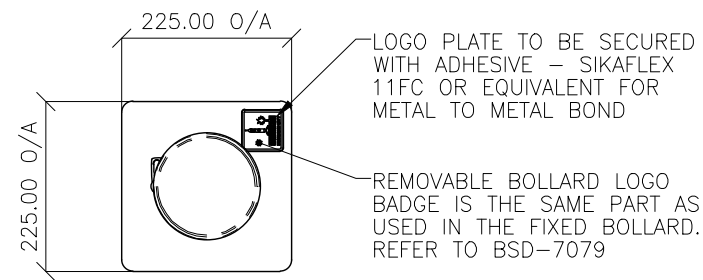
DESIGN	FORMZOO DESIGN	DATE	JUN '12
DRAWN	AB	DATE	JUN '12
CHECKED	VM	DATE	APR '13
DRAWING FILENAME	BSD-7096 (B) Streetscape removable bollard - Sheet 1 of 6 dwg		
ASSOCIATED PLANS	SUPERSEDES UMS-567-1		



**BRISBANE CITY COUNCIL STANDARD DRAWING**

**STREETSCAPE REMOVABLE BOLLARD SHEET 1 OF 6**

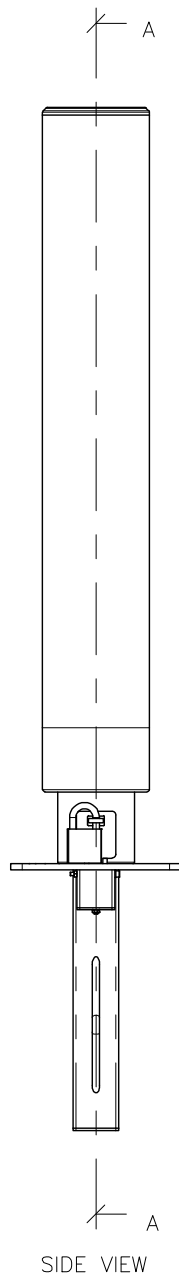
SCALE: NOT TO SCALE  
 DWG No: **BSD-7096**  
 ORIGINAL SIZE: A3  
 REVISION: B



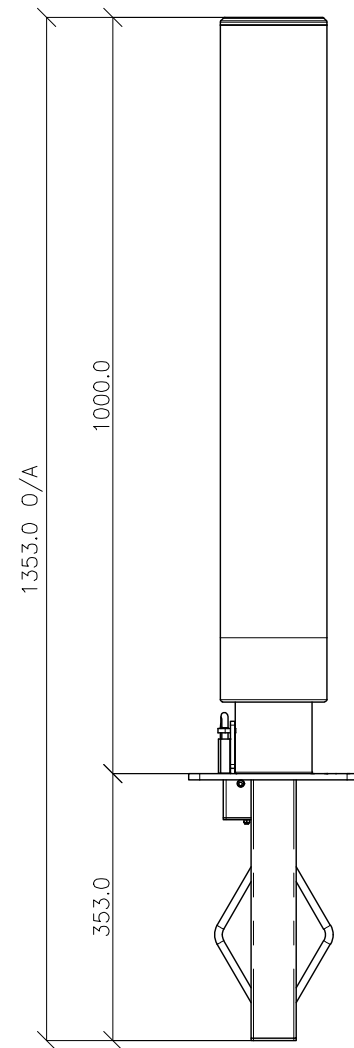
TOP VIEW

LOGO PLATE TO BE SECURED WITH ADHESIVE – SIKAFLEX 11FC OR EQUIVALENT FOR METAL TO METAL BOND

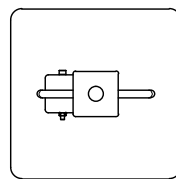
REMOVABLE BOLLARD LOGO BADGE IS THE SAME PART AS USED IN THE FIXED BOLLARD. REFER TO BSD-7079



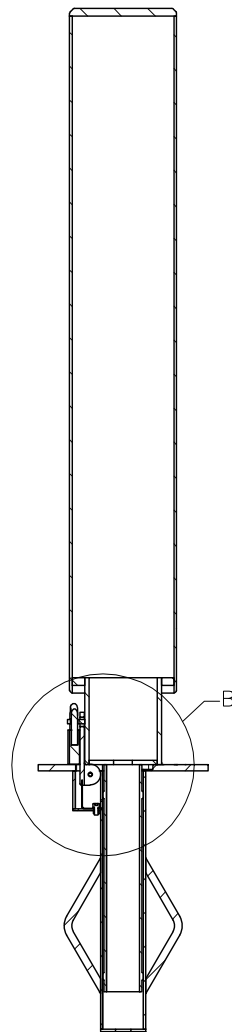
SIDE VIEW



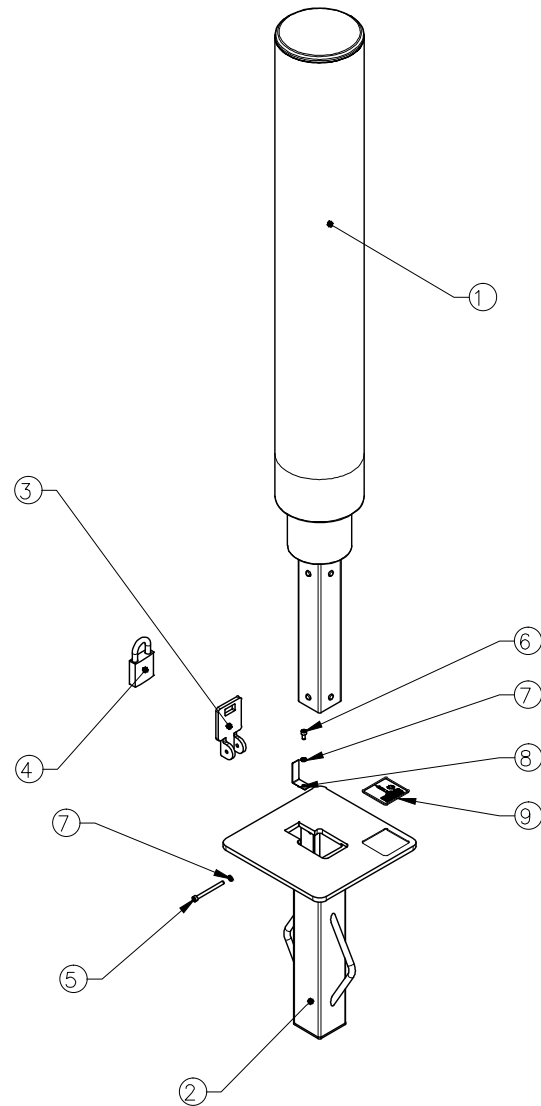
FRONT VIEW



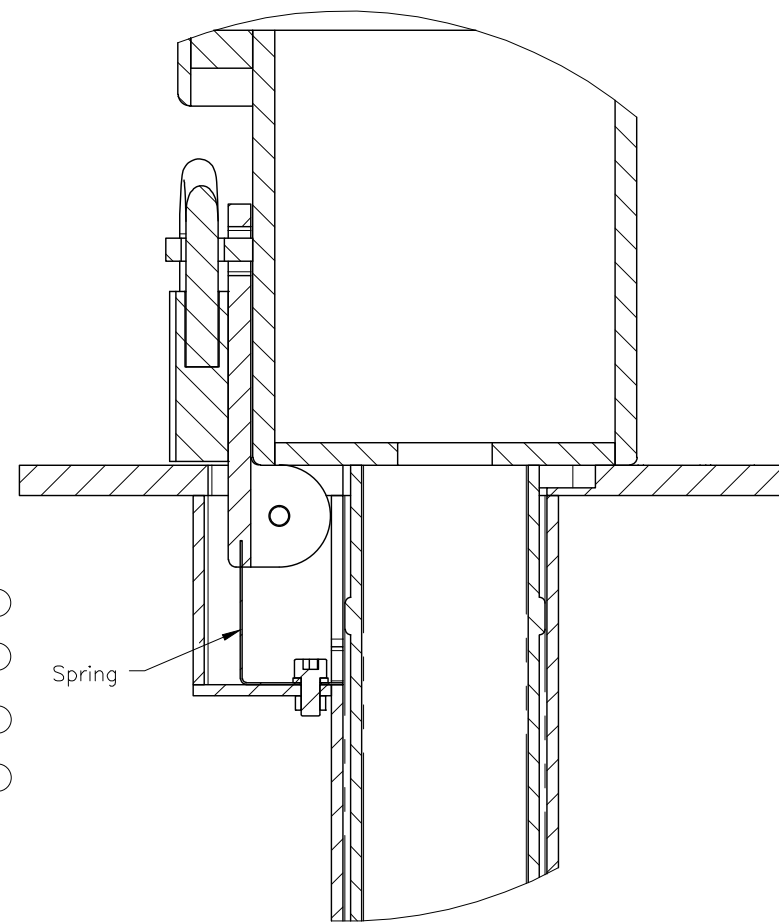
BOTTOM VIEW



SECTION A-A



EXPLODED VIEW  
SCALE 1 : 12



DETAIL B  
SCALE 1 : 2

ITEM NO.	DESCRIPTION	QTY.
1	Removable Bollard	1
2	Removable Bollard Base	1
3	Removable Bollard Cover	1
4	BCC Padlock	1
5	M5 x 60mm 304 Stainless Steel Cap Screw	1
6	M5 x 10mm 304 Stainless Steel Cap Screw	1
7	M5 304 Stainless Steel Spring Washer	2
8	Removable Bollard Spring	1
9	Bollard Logo Badge	1

## STANDARDS

DESIGNED IN ACCORDANCE WITH, AND FABRICATION TO MEET THE FOLLOWING STANDARDS:

- AS1428.4.1:2009, TACTILE GROUND SURFACE INDICATORS FOR THE ORIENTATION OF PEOPLE WITH VISION IMPAIRMENT.
- AS1627.4 METAL FINISHING – PREPARATION AND PRE-TREATMENT OF SURFACES – ABRASIVE BLAST CLEANING OF STEEL.
- AS2312:2002/AMDT 1:2004, GUIDE TO PROTECTION OF IRON AND STEEL AGAINST EXTERIOR ATMOSPHERIC CORROSION, 1994. GUIDE TO ENGINEERING PRACTICE, 'PEDESTRIANS', PART 13, AUSTRROADS.
- AUSTRALIAN ROAD RULES , 1999, WWW.NRTC.GOV.AU
- AS4506 –2005, METAL FINISHING– THERMOSET POWDER COATINGS. AS4680:2006, HOT DIP GALVANISING.
- AS 1742.10– 2009 MANUAL OF UNIFORM TRAFFIC CONTROL DEVICES: 'PEDESTRIAN CONTROL AND PROTECTION'

## NOTES

- WELDING TO BE ACCORDANCE TO AS1554.1 CAT GP WELDING, ALL SHARP EDGES & BURRS REMOVED.
- PART SHOULD BE SUPPLIED CLEAN AND FREE FROM MARKS, BURRS, SCUFFS, DISTORTION AND WARPAGE.
- ENSURE ANTI-SEIZE IS ON ALL NUTS AND BOLTS PRIOR TO ASSEMBLY.
- DRAWING TO AS1100 DRAWING STANDARDS.
- 316 S.S AND 316 S.S FASTENERS TO BE USED THROUGHOUT FOR COASTAL INSTALLATIONS OR ANY ENVIRONMENT WITH HIGH CORROSION.
- ALL TOLERANCES  $\pm 1.5\text{mm}$  UNLESS OTHERWISE SPECIFIED.

## MATERIAL

- MATERIAL: SEE COMPONENT DRAWING
- COLOUR: SEE COMPONENT DRAWING
- FINISH: SEE COMPONENT DRAWING

STRUCTURAL DESIGN REVIEWED AND CERTIFIED FOR ISSUE

NAME: B.C. PLANT \_\_\_\_\_ RPEQ: 8807  
SIGNATURE: ON ORIGINAL \_\_\_\_\_ DATE: 28/6/12

ISSUE	AMENDMENT	DRAWN DATE	CHK'D DATE	APPR'D DATE
B	Drawing Title Amended	FEB '16	JUL '16	JUL '16
A	Drawing Converted from UMS Series April 2014	APR '14	APR '14	APR '14


DRAWING AUTHORISED FOR PUBLICATION  
INGA CONDRC AUTHORIZED 15/04/2014

ASSET ENGINEERING MANAGER  
STRATEGIC ASSET MANAGEMENT  
DESIGN APPROVED

VICKI MARTIN SIGNATURE ON ORIGINAL

PRINCIPAL PLANNING OFFICER  
URBAN DESIGN

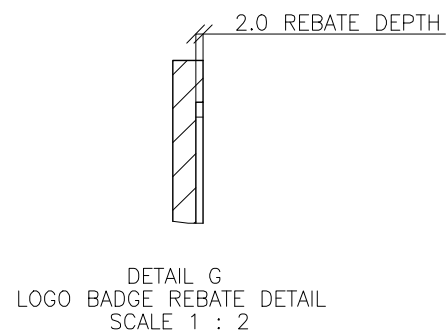
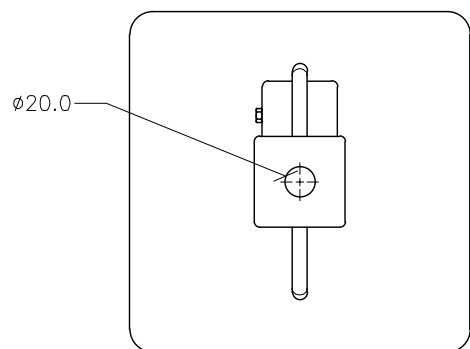
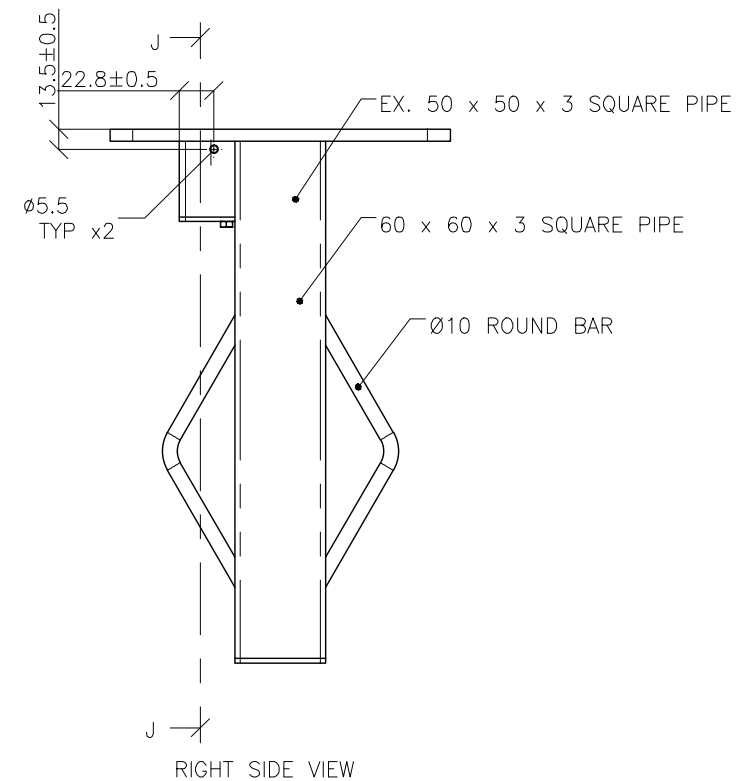
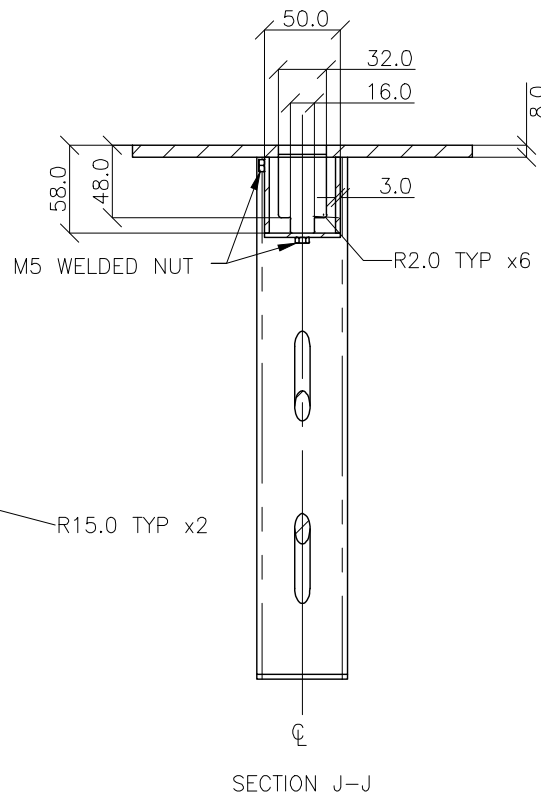
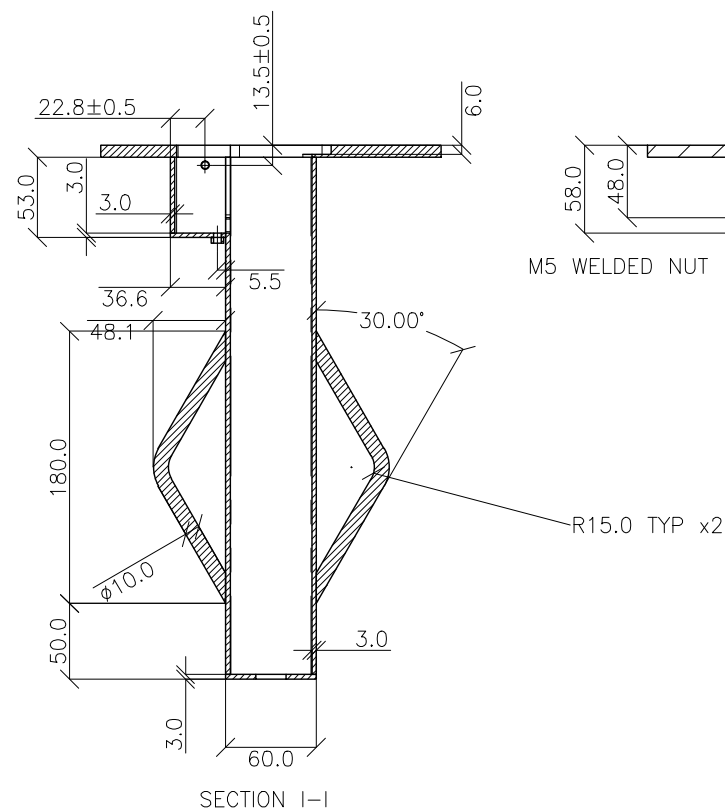
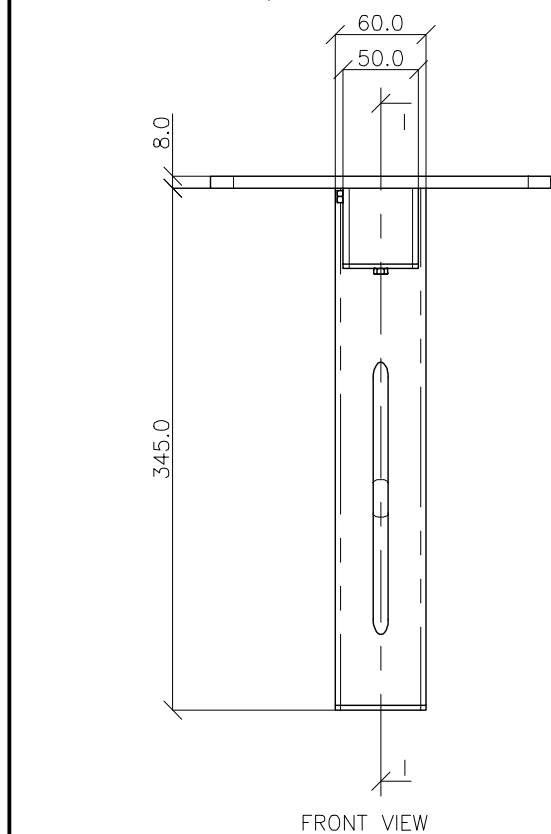
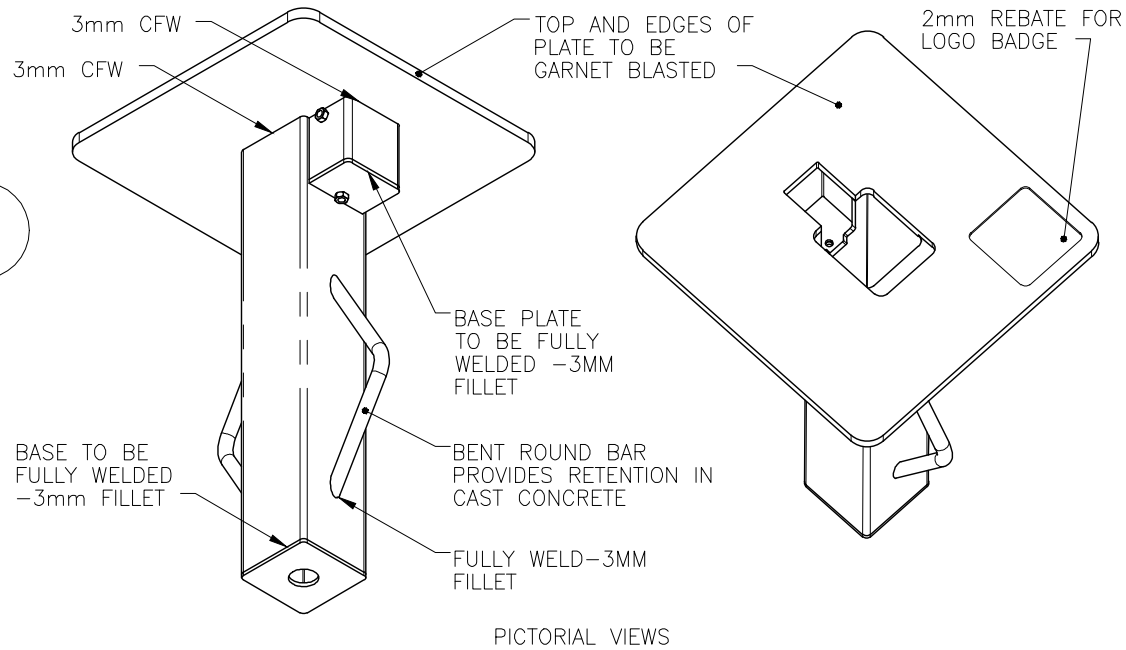
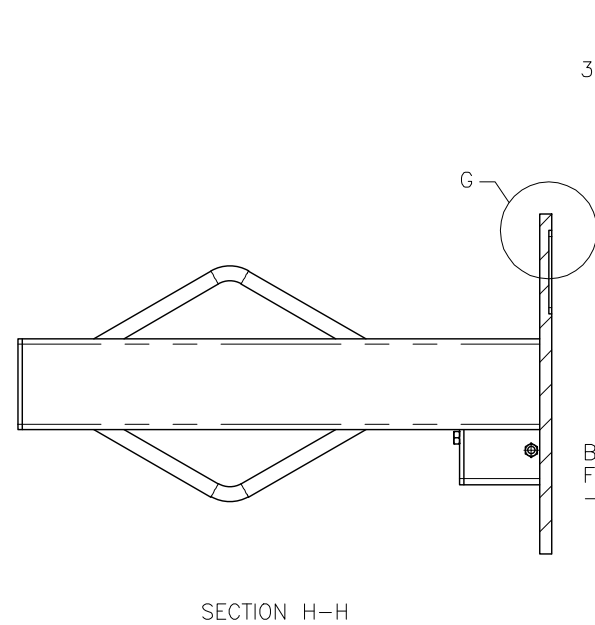
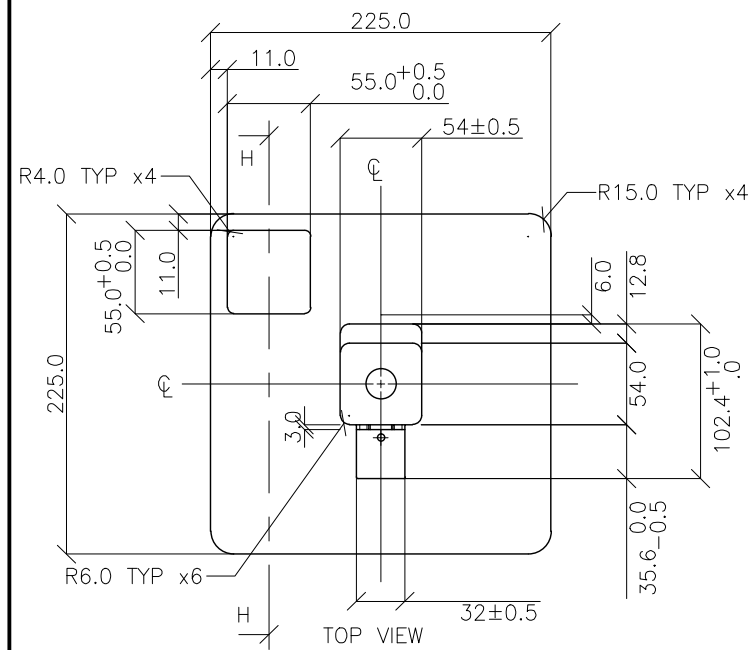
DESIGN	FORMZOO DESIGN	DATE	JUN '12
DRAWN	AB	DATE	JUN '12
CHECKED	VM	DATE	APR '13
DRAWING FILENAME	BSD-7096 (B) Streetscape removable bollard - Assembly - Sheet 2 of 6.dwg		
ASSOCIATED PLANS	SUPERSEDES UMS-567-4		



## BRISBANE CITY COUNCIL STANDARD DRAWING

STREETScape  
REMOVABLE BOLLARD – ASSEMBLY  
SHEET 2 OF 6

SCALE	
NOT TO SCALE	
DWG No. BSD-7096	
ORIGINAL SIZE	REVISION
A3	B



## STANDARDS

DESIGNED IN ACCORDANCE WITH, AND FABRICATION TO MEET THE FOLLOWING STANDARDS:

- AS1428.4.1:2009, TACTILE GROUND SURFACE INDICATORS FOR THE ORIENTATION OF PEOPLE WITH VISION IMPAIRMENT.
- AS1627.4 METAL FINISHING - PREPARATION AND PRE-TREATMENT OF SURFACES - ABRASIVE BLAST CLEANING OF STEEL.
- AS2312:2002/AMDT 1:2004. GUIDE TO PROTECTION OF IRON AND STEEL AGAINST EXTERIOR ATMOSPHERIC CORROSION, 1994.
- GUIDE TO ENGINEERING PRACTICE, 'PEDESTRIANS', PART 13, AUSTRROADS.
- AUSTRALIAN ROAD RULES, 1999, WWW.NRTC.GOV.AU
- AS4506 -2005, METAL FINISHING-THERMOSET POWDER COATINGS.
- AS4680:2006, HOT DIP GALVANISING.
- AS 1742.10- 2009 MANUAL OF UNIFORM TRAFFIC CONTROL DEVICES: 'PEDESTRIAN CONTROL AND PROTECTION'

## NOTES

- WELDING TO BE ACCORDANCE TO AS1554.1 CAT GP WELDING, ALL SHARP EDGES & BURRS REMOVED.
- PART SHOULD BE SUPPLIED CLEAN AND FREE FROM MARKS, BURRS, SCUFFS, DISTORTION AND WARPAGE.
- ENSURE ANTI-SEIZE IS ON ALL NUTS AND BOLTS PRIOR TO ASSEMBLY.
- DRAWING TO AS1100 DRAWING STANDARDS.
- 316 S.S AND 316 S.S FASTENERS TO BE USED THROUGHOUT FOR COASTAL INSTALLATIONS OR ANY ENVIRONMENT WITH HIGH CORROSION.
- ALL TOLERANCES ± 1.5mm UNLESS OTHERWISE SPECIFIED.

## MATERIAL

- MATERIAL: 316 STAINLESS STEEL
- COLOUR: NATURAL
- FINISH: GARNET BLASTED

STRUCTURAL DESIGN REVIEWED AND CERTIFIED FOR ISSUE

NAME: B.C. PLANT \_\_\_\_\_ RPEQ: 8807

SIGNATURE: ON ORIGINAL \_\_\_\_\_ DATE: 28/6/12

ISSUE	AMENDMENT	DRAWN DATE	CHK'D DATE	APPR'D DATE
B	Drawing Title Amended	FEB '16	JUL '16	JUL '16
A	Drawing Converted from UMS Series April 2014	APR '14	APR '14	APR '14


DRAWING AUTHORISED FOR PUBLICATION  
INGA CONDRIK AUTHORISED 15/04/2014

ASSET ENGINEERING MANAGER  
STRATEGIC ASSET MANAGEMENT  
DESIGN APPROVED

VICKI MARTIN SIGNATURE ON ORIGINAL

PRINCIPAL PLANNING OFFICER  
URBAN DESIGN

DESIGN	FORMZOO DESIGN	DATE	JUN '12
DRAWN	AB	DATE	JUN '12
CHECKED	VM	DATE	APR '13
DRAWING FILENAME	BSD-7096 (B) Streetscape removable bollard - Base - Sheet 3 of 6.dwg		
ASSOCIATED PLANS	SUPERSEDES UMS-567-6		



**BRISBANE CITY COUNCIL STANDARD DRAWING**

SCALE: NOT TO SCALE

**STREETSCAPE  
REMOVABLE BOLLARD - BASE**

**SHEET 3 OF 6**

DWG No. **BSD-7096**

ORIGINAL SIZE: A3  
REVISION: B

# STANDARDS

DESIGNED IN ACCORDANCE WITH, AND FABRICATION TO MEET THE FOLLOWING STANDARDS:

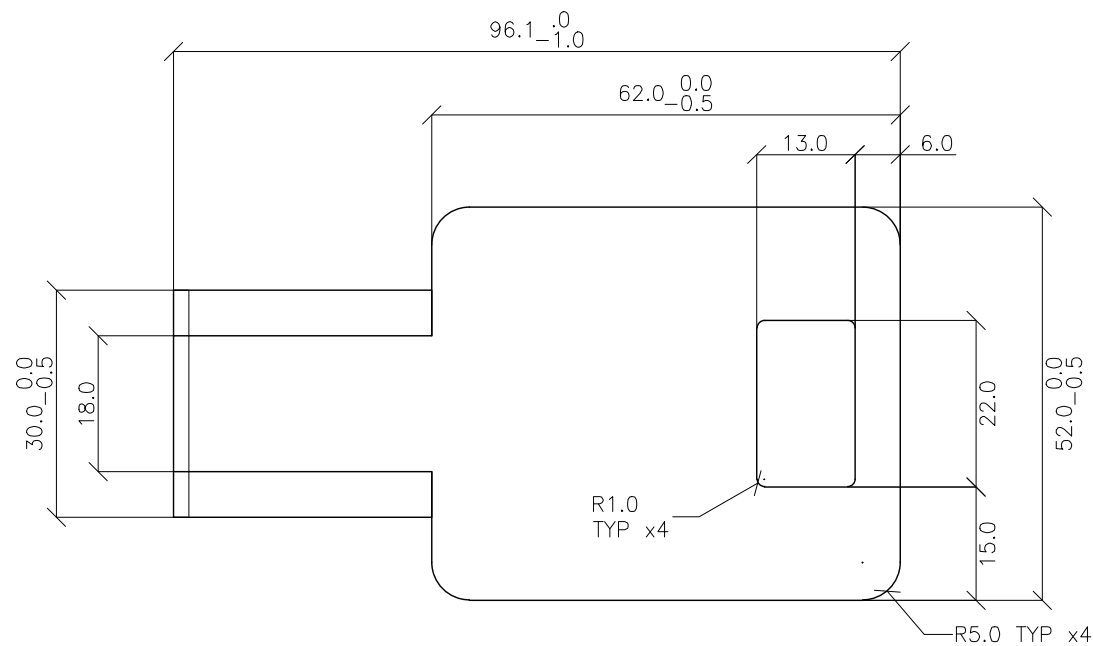
- AS1428.4.1:2009, TACTILE GROUND SURFACE INDICATORS FOR THE ORIENTATION OF PEOPLE WITH VISION IMPAIRMENT.
- AS1627.4 METAL FINISHING – PREPARATION AND PRE-TREATMENT OF SURFACES – ABRASIVE BLAST CLEANING OF STEEL.
- AS2312:2002/AMDT 1:2004. GUIDE TO PROTECTION OF IRON AND STEEL AGAINST EXTERIOR ATMOSPHERIC CORROSION, 1994.
- GUIDE TO ENGINEERING PRACTICE, 'PEDESTRIANS', PART 13, AUSTRROADS.
- AUSTRALIAN ROAD RULES , 1999, WWW.NRTC.GOV.AU
- AS4506 –2005, METAL FINISHING– THERMOSET POWDER COATINGS.
- AS4680:2006, HOT DIP GALVANISING.
- AS 1742.10– 2009 MANUAL OF UNIFORM TRAFFIC CONTROL DEVICES: 'PEDESTRIAN CONTROL AND PROTECTION'

# NOTES

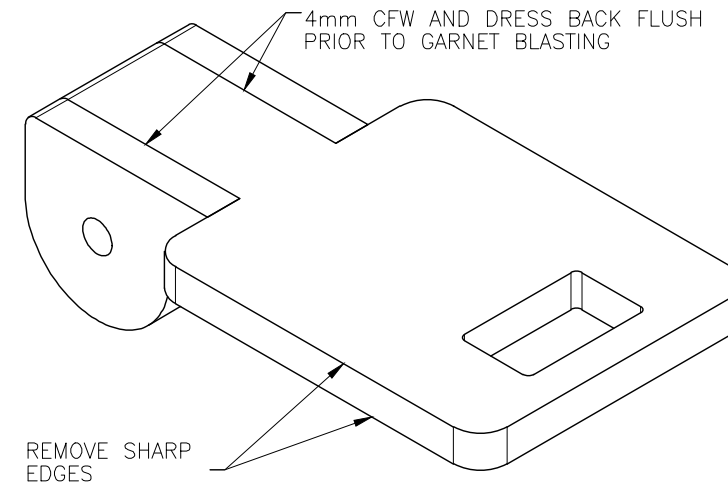
- WELDING TO BE ACCORDANCE TO AS1554.1 CAT GP WELDING, ALL SHARP EDGES & BURRS REMOVED.
- PART SHOULD BE SUPPLIED CLEAN AND FREE FROM MARKS, BURRS, SCUFFS, DISTORTION AND WARPAGE.
- ENSURE ANTI-SEIZE IS ON ALL NUTS AND BOLTS PRIOR TO ASSEMBLY.
- DRAWING TO AS1100 DRAWING STANDARDS.
- 316 S.S AND 316 S.S FASTENERS TO BE USED THROUGHOUT FOR COASTAL INSTALLATIONS OR ANY ENVIRONMENT WITH HIGH CORROSION.
- ALL TOLERANCES  $\pm 1.5\text{mm}$  UNLESS OTHERWISE SPECIFIED.

# MATERIAL

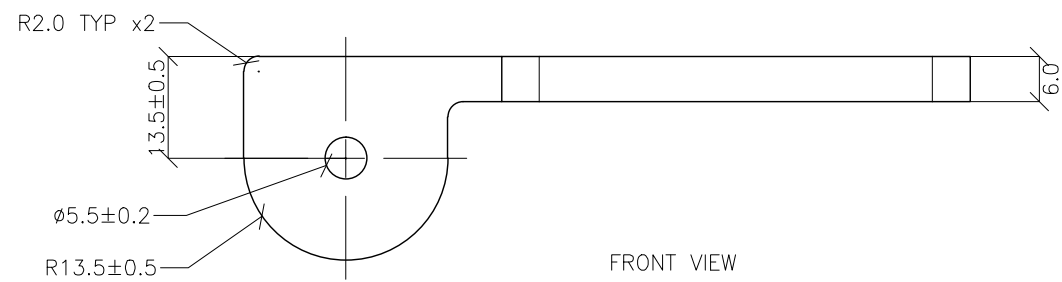
- MATERIAL: 316 STAINLESS STEEL
- COLOUR: NATURAL
- FINISH: GARNET BLASTED



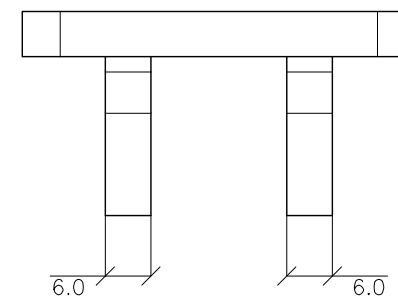
TOP VIEW



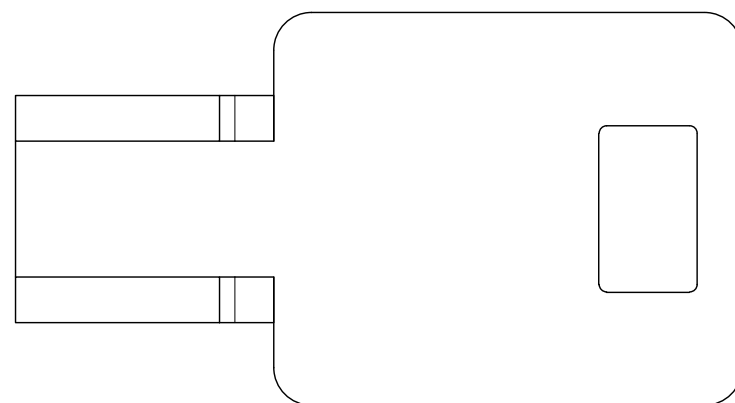
PICTORIAL VIEW



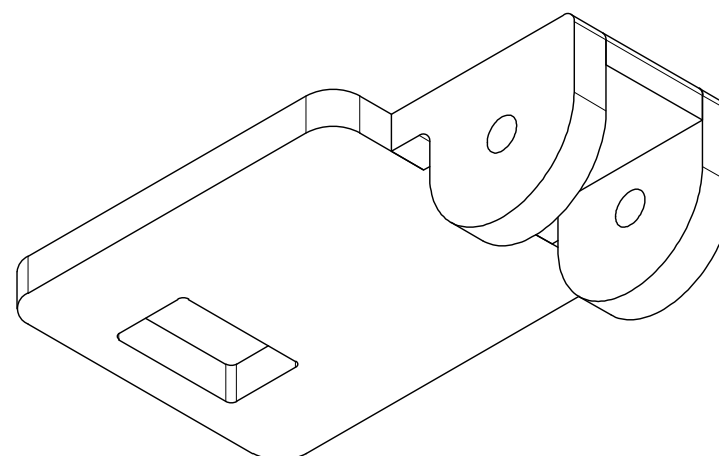
FRONT VIEW



SIDE VIEW



UNDERSIDE VIEW



PICTORIAL VIEW

STRUCTURAL DESIGN REVIEWED AND CERTIFIED FOR ISSUE

NAME: B.C. PLANT RPEQ: 8807

SIGNATURE: ON ORIGINAL DATE: 28/6/12

ISSUE	AMENDMENT	DRAWN DATE	CHK'D DATE	APPR'D DATE
B	Drawing Title Amended	FEB '16	JUL '16	JUL '16
A	Drawing Converted from UMS Series April 2014	APR '14	APR '14	APR '14

DRAWING AUTHORISED FOR PUBLICATION  
INGA CONDRIK AUTHORISED 15/04/2014


ASSET ENGINEERING MANAGER  
STRATEGIC ASSET MANAGEMENT

DESIGN APPROVED

VICKI MARTIN SIGNATURE ON ORIGINAL

PRINCIPAL PLANNING OFFICER  
URBAN DESIGN

DESIGN	FORMZOO DESIGN	DATE	JUN '12
DRAWN	AB	DATE	JUN '12
CHECKED	VM	DATE	APR '13
DRAWING FILENAME	BSD-7096-4.dwg		
ASSOCIATED PLANS	SUPERSEDES UMS-567-7		



**BRISBANE CITY COUNCIL STANDARD DRAWING**

SCALE: NOT TO SCALE

**STREETSCAPE  
REMOVABLE BOLLARD – COVER**

**SHEET 4 OF 6**

DWG No. **BSD-7096**

ORIGINAL SIZE: **A3** REVISION: **B**

# STANDARDS

DESIGNED IN ACCORDANCE WITH, AND FABRICATION TO MEET THE FOLLOWING STANDARDS:

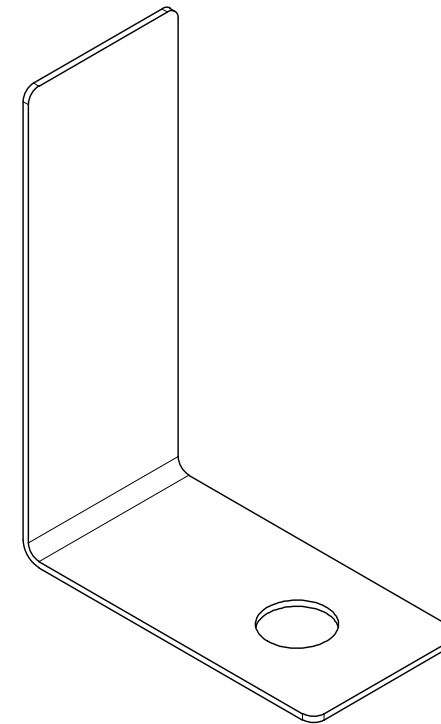
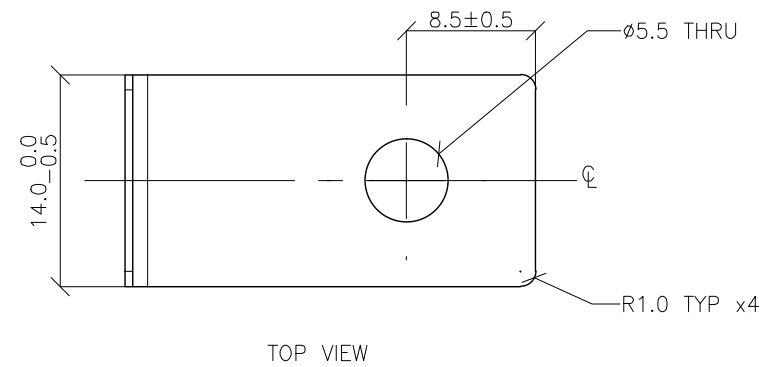
1. AS1428.4.1:2009, TACTILE GROUND SURFACE INDICATORS FOR THE ORIENTATION OF PEOPLE WITH VISION IMPAIRMENT.
2. AS1627.4 METAL FINISHING – PREPARATION AND PRE-TREATMENT OF SURFACES – ABRASIVE BLAST CLEANING OF STEEL.
3. AS2312:2002/AMDT 1:2004, GUIDE TO PROTECTION OF IRON AND STEEL AGAINST EXTERIOR ATMOSPHERIC CORROSION, 1994.
4. GUIDE TO ENGINEERING PRACTICE, 'PEDESTRIANS', PART 13, AUSTRROADS.
5. AUSTRALIAN ROAD RULES , 1999, WWW.NRTC.GOV.AU
6. AS4506 –2005, METAL FINISHING– THERMOSET POWDER COATINGS.
7. AS4680:2006, HOT DIP GALVANISING.
8. AS 1742.10– 2009 MANUAL OF UNIFORM TRAFFIC CONTROL DEVICES: 'PEDESTRIAN CONTROL AND PROTECTION'

# NOTES


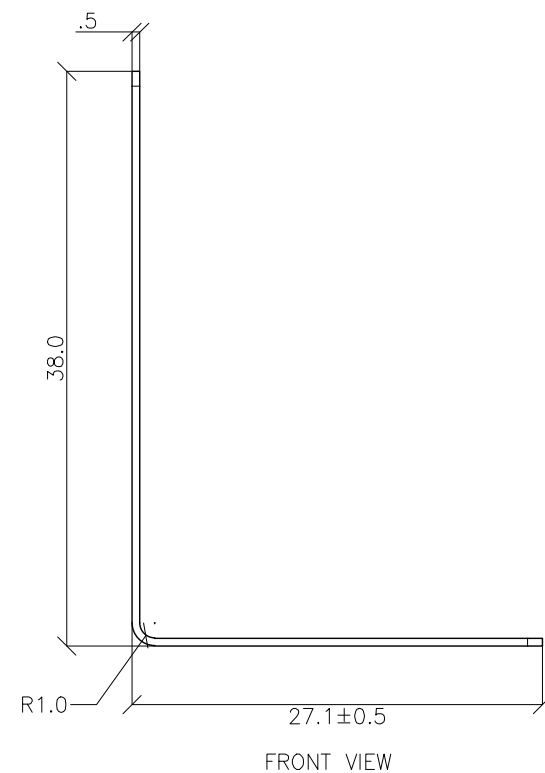
1. WELDING TO BE ACCORDANCE TO AS1554.1 CAT GP WELDING, ALL SHARP EDGES & BURRS REMOVED.
2. PART SHOULD BE SUPPLIED CLEAN AND FREE FROM MARKS, BURRS, SCUFFS, DISTORTION AND WARPAGE.
3. ENSURE ANTI-SEIZE IS ON ALL NUTS AND BOLTS PRIOR TO ASSEMBLY.
4. DRAWING TO AS1100 DRAWING STANDARDS.
5. 316 S.S AND 316 S.S FASTENERS TO BE USED THROUGHOUT FOR COASTAL INSTALLATIONS OR ANY ENVIRONMENT WITH HIGH CORROSION.
6. ALL TOLERANCES  $\pm 1.5\text{mm}$  UNLESS OTHERWISE SPECIFIED.

# MATERIAL

1. MATERIAL: 316 STAINLESS SPRING STEEL
2. COLOUR: NATURAL
3. FINISH: NATURAL



PICTORIAL VIEW



SIDE VIEW

**STRUCTURAL DESIGN REVIEWED AND CERTIFIED FOR ISSUE**

NAME: B.C. PLANT RPEQ: 8807

SIGNATURE: ON ORIGINAL DATE: 28/6/12

ISSUE	AMENDMENT	DRAWN DATE	CHK'D DATE	APPR'D DATE
B	Drawing Title Amended	FEB '16	JUL '16	JUL '16
A	Drawing Converted from UMS Series April 2014	APR '14	APR '14	APR '14

DRAWING AUTHORISED FOR PUBLICATION INGA CONDRIK AUTHORISED 15/04/2014			
ASSET ENGINEERING MANAGER STRATEGIC ASSET MANAGEMENT			
DESIGN APPROVED			
VICKI MARTIN SIGNATURE ON ORIGINAL			
PRINCIPAL PLANNING OFFICER URBAN DESIGN			

DESIGN	FORMZOO DESIGN	DATE	JUN '12
DRAWN	AB	DATE	JUN '12
CHECKED	VM	DATE	APR '13
DRAWING FILENAME	BSD-7096 (B) Streetscape removable bollard - Spring - Sheet 5 of 6.dwg		
ASSOCIATED PLANS	SUPERSEDES UMS-567-8		

**BRISBANE CITY COUNCIL STANDARD DRAWING**

**STREETSCAPE  
REMOVABLE BOLLARD – SPRING  
SHEET 5 OF 6**

SCALE: NOT TO SCALE

DWG No. **BSD-7096**

ORIGINAL SIZE	REVISION
A3	B

# STANDARDS

DESIGNED IN ACCORDANCE WITH, AND FABRICATION TO MEET THE FOLLOWING STANDARDS:

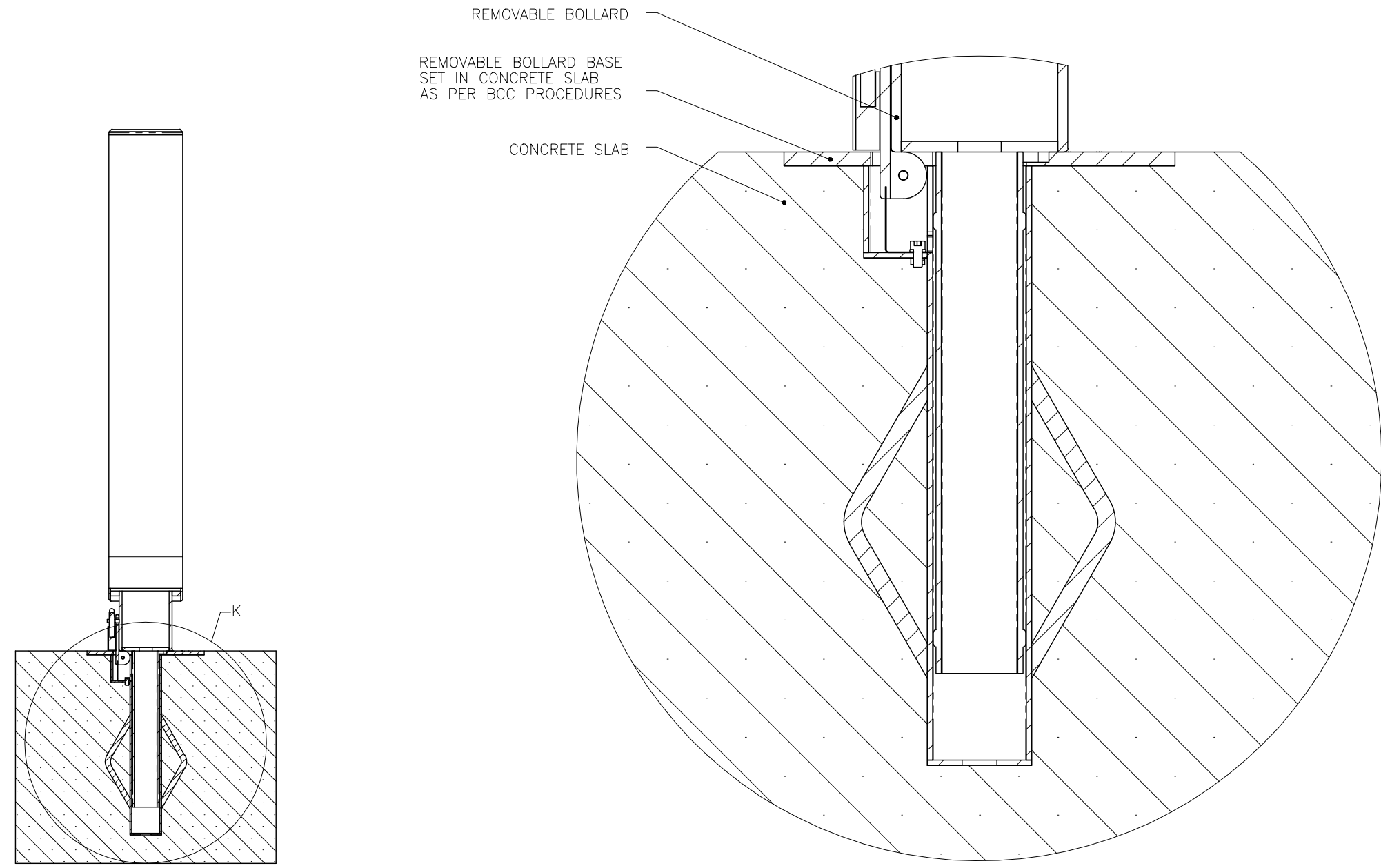
1. AS1428.4.1:2009, TACTILE GROUND SURFACE INDICATORS FOR THE ORIENTATION OF PEOPLE WITH VISION IMPAIRMENT.
2. AS1627.4 METAL FINISHING – PREPARATION AND PRE-TREATMENT OF SURFACES – ABRASIVE BLAST CLEANING OF STEEL.
3. AS2312:2002/AMDT 1:2004, GUIDE TO PROTECTION OF IRON AND STEEL AGAINST EXTERIOR ATMOSPHERIC CORROSION, 1994.
4. GUIDE TO ENGINEERING PRACTICE, 'PEDESTRIANS', PART 13, AUSTRROADS.
5. AUSTRALIAN ROAD RULES , 1999, WWW.NRTC.GOV.AU
6. AS4506 –2005, METAL FINISHING– THERMOSET POWDER COATINGS.
7. AS4680:2006, HOT DIP GALVANISING.
8. AS 1742.10– 2009 MANUAL OF UNIFORM TRAFFIC CONTROL DEVICES: 'PEDESTRIAN CONTROL AND PROTECTION'

# NOTES

1. WELDING TO BE ACCORDANCE TO AS1554.1 CAT GP WELDING, ALL SHARP EDGES & BURRS REMOVED.
2. PART SHOULD BE SUPPLIED CLEAN AND FREE FROM MARKS, BURRS, SCUFFS, DISTORTION AND WARPAGE.
3. ENSURE ANTI-SEIZE IS ON ALL NUTS AND BOLTS PRIOR TO ASSEMBLY.
4. DRAWING TO AS1100 DRAWING STANDARDS.
5. 316 S.S AND 316 S.S FASTENERS TO BE USED THROUGHOUT FOR COASTAL INSTALLATIONS OR ANY ENVIRONMENT WITH HIGH CORROSION.
6. ALL TOLERANCES ± 1.5mm UNLESS OTHERWISE SPECIFIED.

# MATERIAL

1. MATERIAL: SEE COMPONENT DRAWING
2. COLOUR: SEE COMPONENT DRAWING
3. FINISH: SEE COMPONENT DRAWING



SECTION VIEW OF INSTALLATION

DETAIL K  
INSTALLATION DETAIL  
SCALE 1 : 3

STRUCTURAL DESIGN REVIEWED AND CERTIFIED FOR ISSUE  
 NAME: B.C. PLANT RPEQ: 8807  
 SIGNATURE: ON ORIGINAL DATE: 28/ 6 / 12

ISSUE	AMENDMENT	DRAWN DATE	CHK'D DATE	APPR'D DATE
B	Drawing Title Amended	FEB '16	JUL '16	JUL '16
A	ORIGINAL ISSUE	OCT '13	OCT '13	OCT '13

DRAWING AUTHORISED FOR PUBLICATION			
DESIGN	FORMZOO DESIGN	DATE	JUN '12
DRAWN	AB	DATE	JUN '12
CHECKED	VM	DATE	APR '13
DRAWING FILENAME	BSD-7096 (B) Streetscape removable bollard - Installation - Sheet 6 of 6.dwg		
ASSOCIATED PLANS	SUPERSEDES UMS-567-9		
ASSET ENGINEERING MANAGER STRATEGIC ASSET MANAGEMENT DESIGN APPROVED			
VICKI MARTIN SIGNATURE ON ORIGINAL			
PRINCIPAL PLANNING OFFICER URBAN DESIGN			



**BRISBANE CITY COUNCIL STANDARD DRAWING**

SCALE: NOT TO SCALE

**STREETSCAPE REMOVEABLE BOLLARD – INSTALLATION**

**SHEET 6 OF 6**

DWG No. **BSD-7096**

ORIGINAL SIZE: A3 REVISION: B

# STANDARDS

DESIGNED IN ACCORDANCE WITH, AND FABRICATION TO MEET THE FOLLOWING STANDARDS:

1. AS1428.4.1:2009, TACTILE GROUND SURFACE INDICATORS FOR THE ORIENTATION OF PEOPLE WITH VISION IMPAIRMENT.
2. AS1627.4 METAL FINISHING – PREPARATION AND PRE-TREATMENT OF SURFACES – ABRASIVE BLAST CLEANING OF STEEL.
3. AS2312:2002/AMDT 1:2004. GUIDE TO PROTECTION OF IRON AND STEEL AGAINST EXTERIOR ATMOSPHERIC CORROSION, 1994.
4. GUIDE TO ENGINEERING PRACTICE, 'PEDESTRIANS', PART 13, AUSTRROADS.
5. AUSTRALIAN ROAD RULES , 1999, WWW.NRTC.GOV.AU
6. AS4506 –2005, METAL FINISHING– THERMOSET POWDER COATINGS.
7. AS4680:2006, HOT DIP GALVANISING.
8. AS 1742.10– 2009 MANUAL OF UNIFORM TRAFFIC CONTROL DEVICES: 'PEDESTRIAN CONTROL AND PROTECTION'

# NOTES

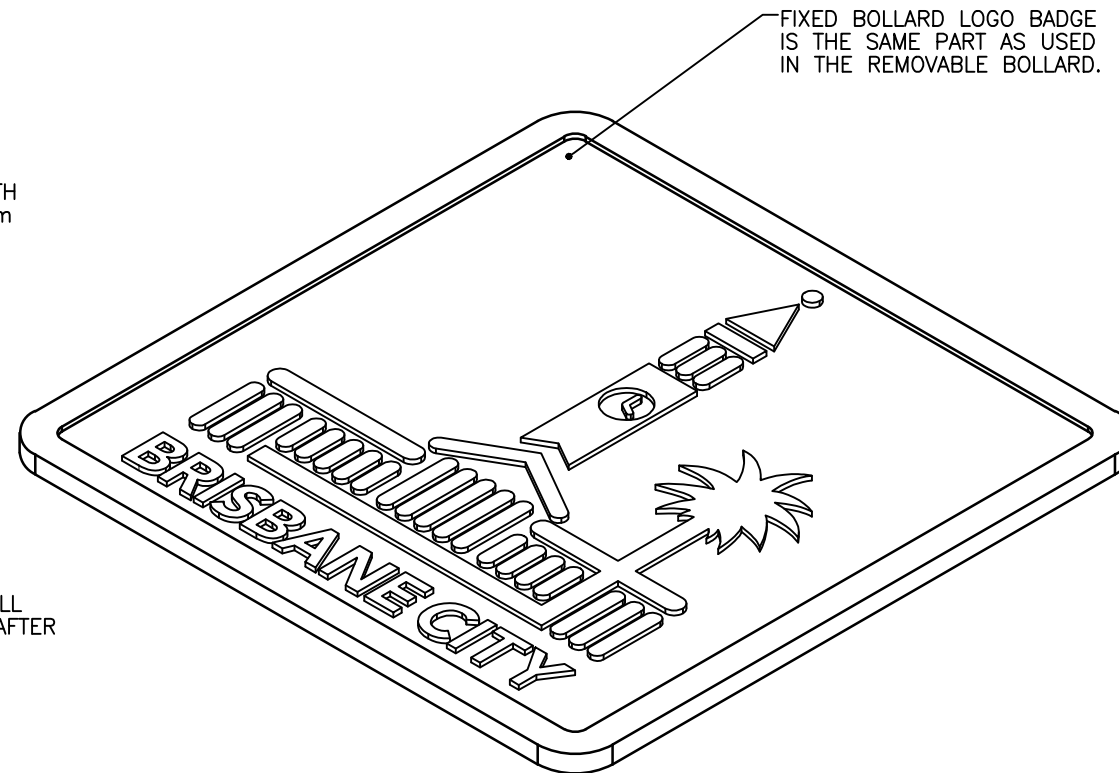
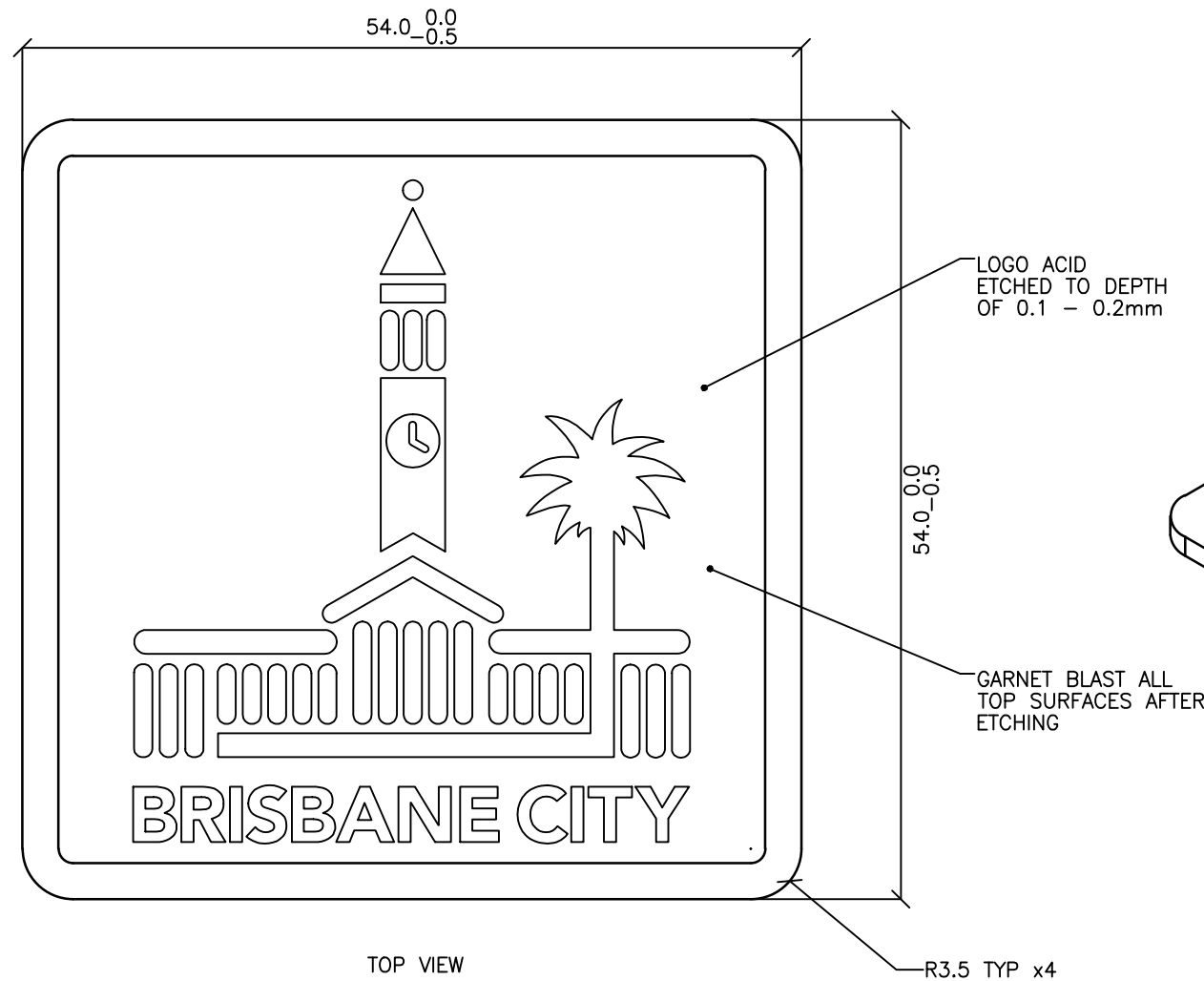
1. WELDING TO BE ACCORDANCE TO AS1554.1 CAT GP WELDING, ALL SHARP EDGES & BURRS REMOVED.
2. PART SHOULD BE SUPPLIED CLEAN AND FREE FROM MARKS, BURRS, SCUFFS, DISTORTION AND WARPAGE.
3. ENSURE ANTI-SEIZE IS ON ALL NUTS AND BOLTS PRIOR TO ASSEMBLY.
4. DRAWING TO AS1100 DRAWING STANDARDS.
5. 316 S.S AND 316 S.S FASTENERS TO BE USED THROUGHOUT FOR COASTAL INSTALLATIONS OR ANY ENVIRONMENT WITH HIGH CORROSION.
6. ALL TOLERANCES ± 1.5mm UNLESS OTHERWISE SPECIFIED.

# MATERIAL


1. MATERIAL: 316 STAINLESS STEEL
2. COLOUR: NATURAL
3. FINISH: GARNET BLASTED

**STRUCTURAL DESIGN REVIEWED AND CERTIFIED FOR ISSUE**


NAME: B.C. PLANT \_\_\_\_\_ RPEQ: 8807  
SIGNATURE: ON\_ORIGINAL \_\_\_\_\_ DATE: 28/ 6 /12



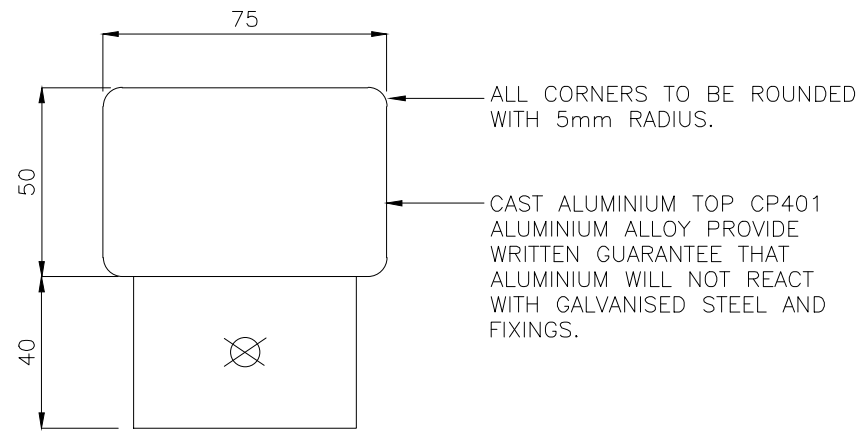
PICTORIAL VIEW



FRONT VIEW

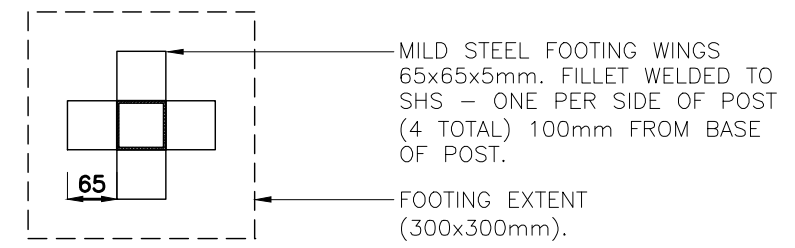
					DRAWING AUTHORISED FOR PUBLICATION INGA CONDRIK AUTHORISED 15/04/2014				DESIGN	FORMZOO DESIGN	DATE	JUN '12		<b>BRISBANE CITY COUNCIL STANDARD DRAWING</b>		
					ASSET ENGINEERING MANAGER STRATEGIC ASSET MANAGEMENT				DRAWN	AB	DATE	JUN '12				SCALE
					DESIGN APPROVED				CHECKED	VM	DATE	APR '13		<b>STREETSCAPE FIXED AND REMOVABLE BOLLARD BOLLARD LOGO BADGE</b>		
					VICKI MARTIN SIGNATURE ON ORIGINAL				DRAWING FILENAME	BSD-7097 (B) Streetscape - fixed and removable bollard - bollard logo badge.dwg						DWG No.
					PRINCIPAL PLANNING OFFICER URBAN DESIGN				ASSOCIATED PLANS	SUPERSEDES UMS-567-2				ORIGINAL SIZE	A3	REVISION
ISSUE	AMENDMENT	DRAWN DATE	CHK'D DATE	APPR'D DATE												



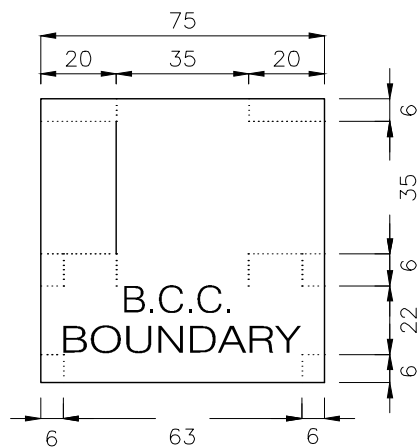


**BOUNDARY MARKER – CAST CAP DETAIL – ELEVATION VIEW**  
SCALE: 1:2

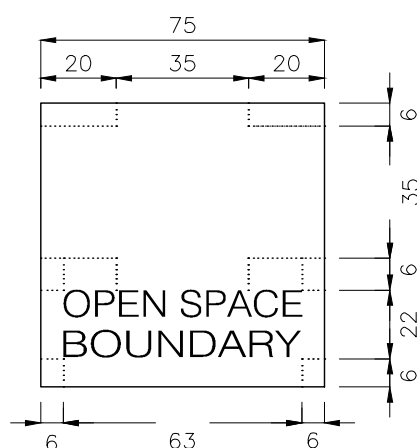
REFER TO BSD-7092 FOR ASSOCIATED SPECIFICATION NOTES.



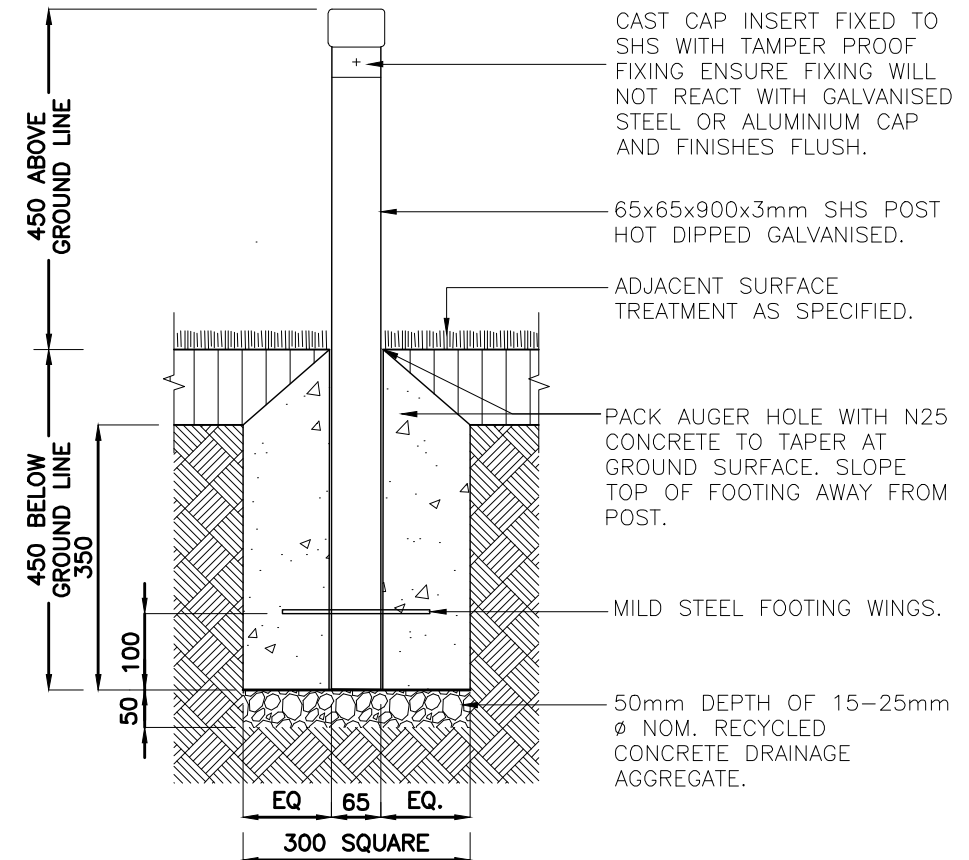
**BOUNDARY MARKER – FOOTING – PLAN VIEW**  
SCALE: 1:10




**B.C.C. NATURAL AREA BOUNDARY MARKER – CAST CAP DETAIL – PLAN**  
SCALE: 1:2

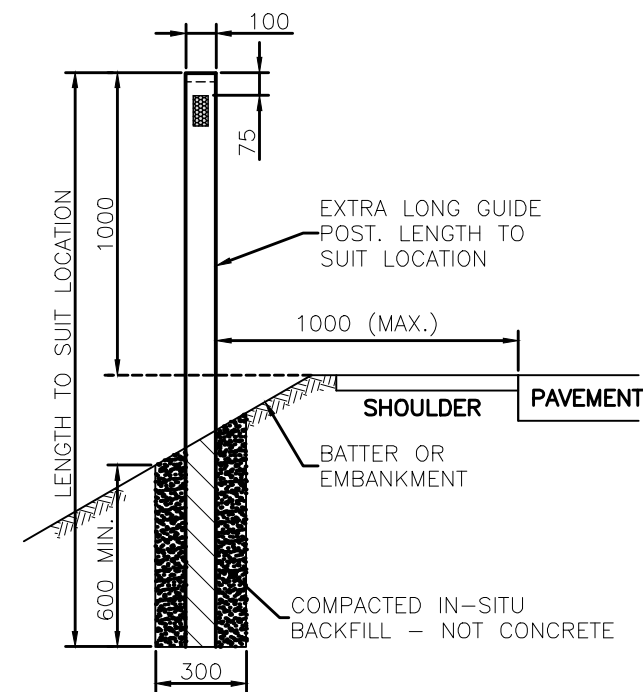


**OPEN SPACE NATURAL AREA BOUNDARY MARKER – CAST CAP DETAIL – PLAN**  
SCALE: 1:2

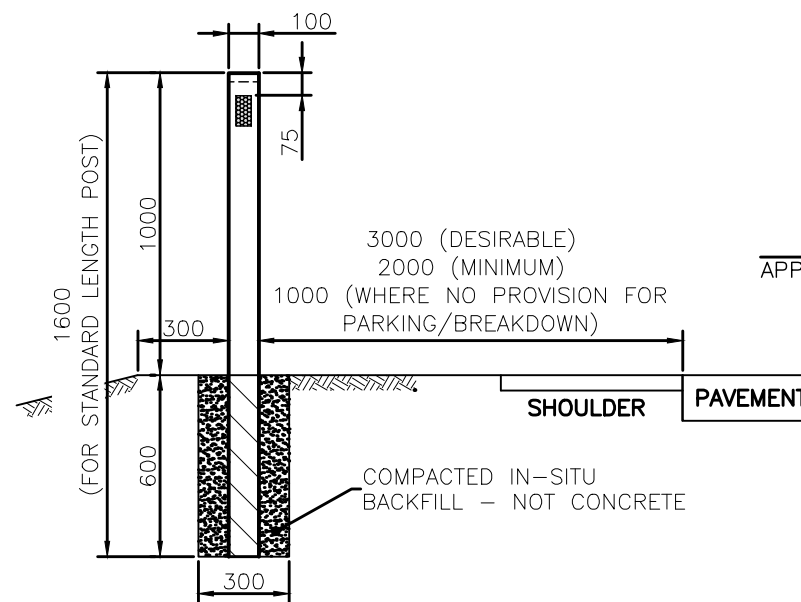


**BOUNDARY MARKER – SECTION**  
SCALE: 1:10

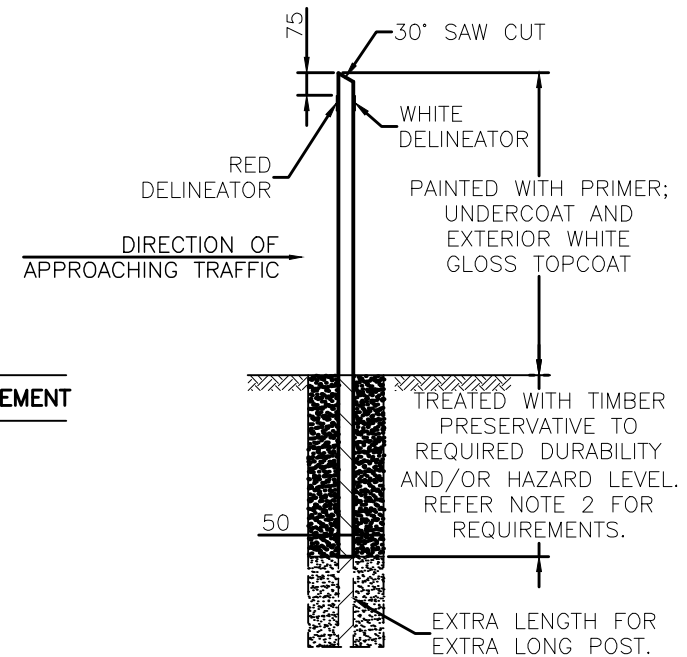
				DRAWING AUTHORISED FOR PUBLICATION PAUL COTTON SIGNATURE ON ORIGINAL DATED 03/09/04 MANAGER INFRASTRUCTURE MANAGEMENT R.P.E.Q: 2546				DESIGN	Std Dwgs WG	DATE	OCT '13		<b>BRISBANE CITY COUNCIL STANDARD DRAWING</b>	
				DESIGN APPROVED LAUREN TEMPLEMAN SIGNATURE ON ORIGINAL DATED 31/08/04				DRAWN	CPO - P&D	DATE	OCT '13		SCALE	AS SHOWN
				PRICIPAL PROGRAM OFFICER PARKS				CHECKED	UMD - E&P & IMB	DATE	OCT '13		DWG No.	<b>BSD-7099</b>
A	Drawing Converted From UMS Series April 2014			APR '14	APR '14	APR '14	DRAWING FILENAME	BSD-7099 (A) Parks and natural areas - Boundary marker.dwg			ORIGINAL SIZE		A3	REVISION
ISSUE	AMENDMENT			DRAWN DATE	CHK'D DATE	APPR'D DATE	ASSOCIATED PLANS	SUPERSEDES UMS-723						



FRONT ELEVATION –  
EXTRA LONG TIMBER POST



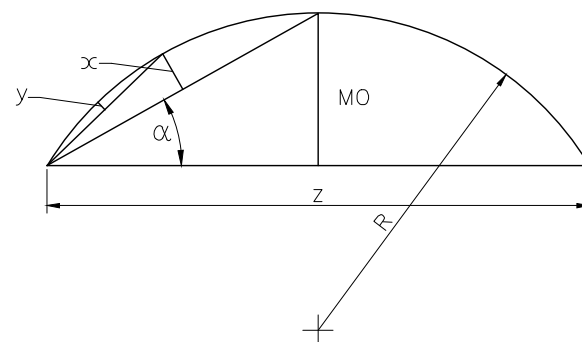
FRONT ELEVATION –  
STANDARD TIMBER POST



SIDE ELEVATION –  
TIMBER POST

**NOTES:**

- ALTERNATIVE PRODUCTS WILL BE CONSIDERED FOR APPROVAL BY MANAGER CITY ASSETS UPON RECEIPT OF FORMAL APPLICATION.
- ALL POST MATERIALS, INCLUDING TIMBER PRESERVATION, ARE TO COMPLY WITH QUEENSLAND DEPARTMENT OF TRANSPORT AND MAIN ROADS (QDTMR) SPECIFICATION MRTS 11.14.
- WHERE GUIDE POSTS ARE INSTALLED ON FLOODWAYS, POST SHALL BE TUBULAR STEEL AT MAXIMUM 25m SPACING IN PAIRS.
- POSTS TO BE ERECTED IN PAIRS, ONE EACH SIDE OF THE ROAD FORMATION WHERE KERB AND CHANNEL DO NOT EXIST.
- DELINEATORS ARE TO COMPLY WITH QDTMR SPECIFICATION MRTS 11.14 AND ARE TO BE LOCATED WITH RED FACING TRAFFIC ON THE LEFT SIDE AND WHITE FACING TRAFFIC ON RIGHT SIDE.
- GUIDE POST SHALL BE POSITIONED:
  - ON STRAIGHTS OR CURVES AS PER TABLE PROVIDED;
  - SO THAT ONE PAIR IS ALWAYS VISIBLE ON EACH SIDE OF THE TOP OF THE CREST ON EACH SIDE OF THE ROAD;
  - ADJACENT TO ANY CHANGE OF ROAD ALIGNMENT OR HAZARD (eg. TAPERS, BRIDGES, CULVERTS).
- WHERE POSTS ARE PLACED OVER CRESTS, THE SPACING SHALL BE ARRANGED SUCH THAT A MINIMUM OF 2 PAIRS ARE VISIBLE AT ALL TIMES FROM FROM A DRIVER'S EYE HEIGHT OF 1.15m.
- DELINEATORS TO BE FIXED TO GUARDRAIL AT EACH END POST AND AT A MAXIMUM SPACING OF 16m. CLOSER SPACING AS PER TABLE ABOVE MAY BE REQUIRED IN WHICH CASE DELINEATORS ARE TO BE PLACED ON THE NEAREST POST.
- SPACING AND INSTALLATION TO CONFORM TO REQUIREMENTS, OF THE QUEENSLAND MANUAL OF UNIFORM TRAFFIC CONTROL DEVICES (MUTCD).
- DIMENSIONS IN MILLIMETRES (UNO).



- $R = \frac{Z}{2 \sin 2\alpha}$  ;  $\alpha = \tan^{-1} 2 \left( \frac{MO}{Z} \right)$
- $x = \frac{MO}{4}$  ;  $y = \frac{MO}{16}$

**MID ORDINATE DIAGRAM**

- USED FOR OBTAINING THE RADIUS OF A CURVE AFTER MEASURING MO & Z.
- USED FOR SETTING OUT THE CURVE AFTER OBTAINING THE RADIUS

RADIUS (m)	SPACING (m)	
	OUTSIDE OF CURVE	INSIDE OF CURVE
<100	6	12
100-199	10	20
200-299	15	30
300-399	20	40
400-599	30	60
600-799	40	60
800-1199	60	60
1200-2000	90	90
>2000 (incl. straights)	150	150

**SPACING**

**SPACING FOR SPECIAL CASES**

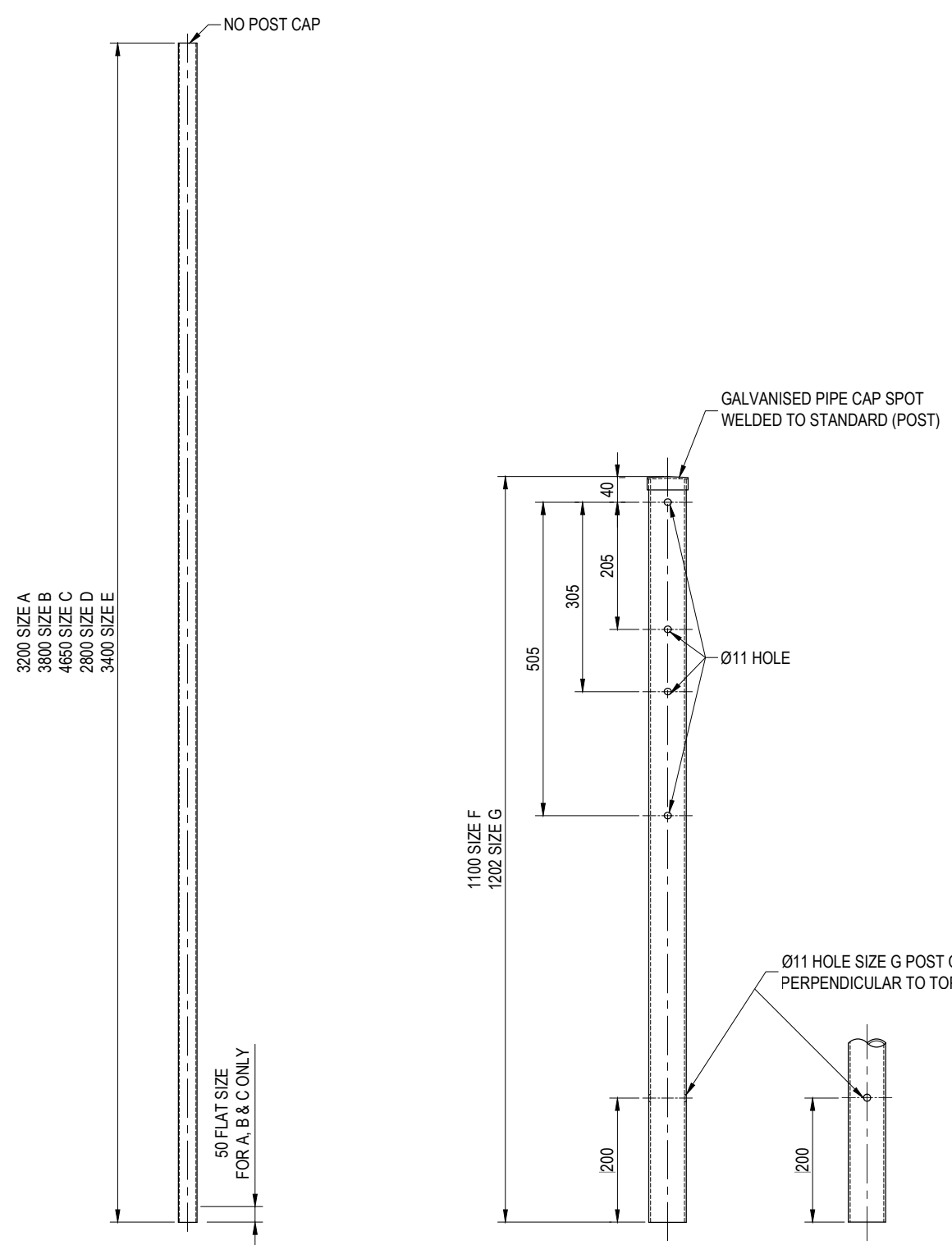
FLOOD WAYS:- 25m FOR FLOOD WAYS < 120m LONG.  
50m FOR FLOOD WAYS > 120m LONG.

NARROW FORMATIONS:- 20m FOR SHORT HIGH FILLS OR DEEP DRAINAGE DITCHES.

**STANDARD TIMBER POSTS**

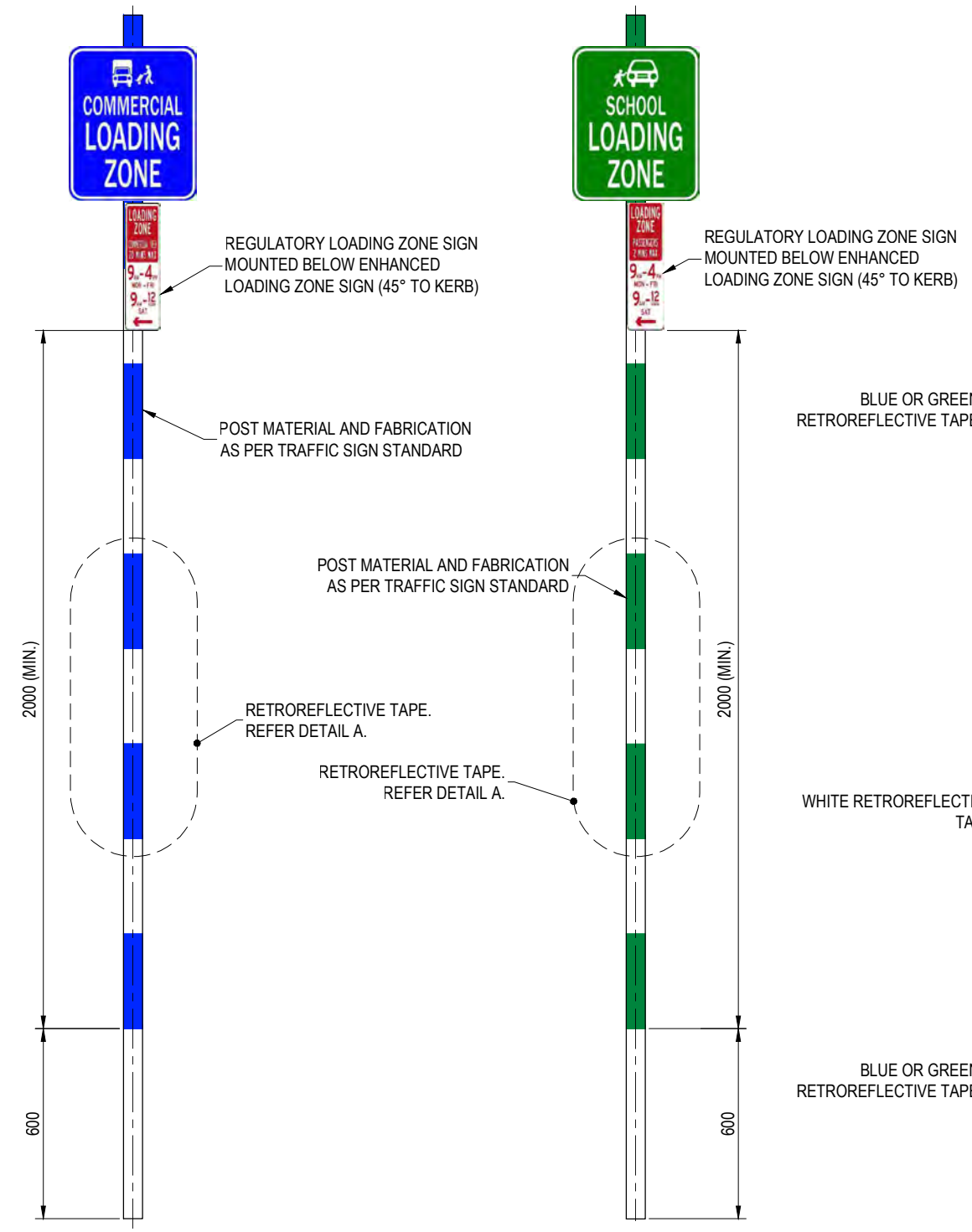
- 1600 MIN.x100x50 HARDWOOD WITH 6 ARRIS AROUND EXPOSED PERIMETER OF POST. EXTRA LENGTH AS REQUIRED TO SUIT LOCATION.

				DRAWING AUTHORISED FOR PUBLICATION B. BALL SIGNATURE ON ORIGINAL DATED 29/06/01 R.P.E.Q: 3852				DESIGN	Std Dwgs Group	DATE	APRIL '01		<b>BRISBANE CITY COUNCIL STANDARD DRAWING</b>		
				ASSET ENGINEERING MANAGER STRATEGIC ASSET MANAGEMENT				DRAWN	CITY DESIGN	DATE	APRIL '01				
				DESIGN APPROVED B. HANSEN SIGNATURE ON ORIGINAL DATED 27/06/01				CHECKED	M. STEER	DATE	MAY '01				
A	Drawing Converted from UMS Series April 2014			APR '14	APR '14	APR '14	PRINCIPAL ASSET OFFICER ROADS & DRAINAGE				DRAWING FILENAME		BSD-7121 (A) Road edge guide posts.dwg		
ISSUE	AMENDMENT			DRAWN DATE	CHK'D DATE	APPR'D DATE	ASSOCIATED PLANS		SUPERSEDES UMS-131			SCALE		NOT TO SCALE	
												<b>ROAD EDGE GUIDE POSTS</b>		<b>BSD-7121</b>	
												ORIGINAL SIZE	A3	REVISION	A



**TRAFFIC SIGN STANDARD**

**SHORT SIGN ("KEEP LEFT") STANDARD**

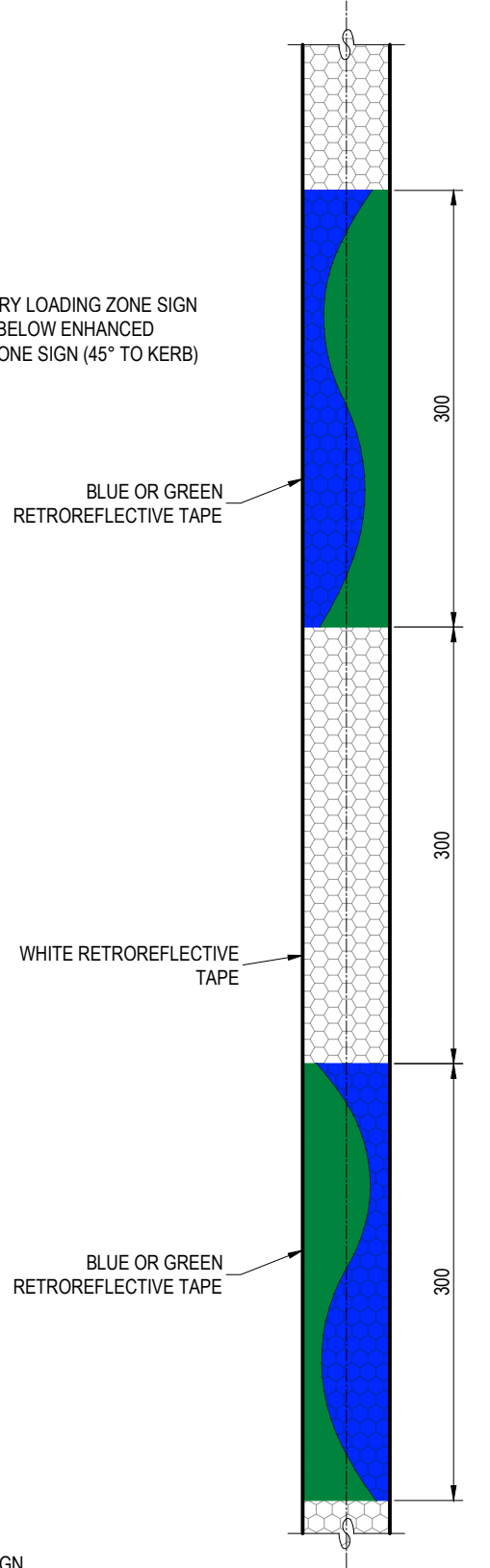


**BLUE AND WHITE STRIPED POST**

ENHANCED COMMERCIAL LOADING ZONE (CLZ) SIGN (SHOWN)  
 ENHANCED PASSENGER AND COMMERCIAL LOADING ZONE (PCLZ) SIGN  
 ENHANCED PASSENGER LOADING ZONE (PLZ) SIGN

**GREEN AND WHITE STRIPED POST**

ENHANCED SCHOOL LOADING ZONE (SLZ) SIGN



**DETAIL A**  
 RETROREFLECTIVE TAPE LAYOUT  
 (BLUE AND WHITE STRIPED POLE SHOWN)

**NOTES:**

1. TRAFFIC SIGN STANDARD TO BE MANUFACTURED AS PER REFERENCE SPECIFICATION S154 TRAFFIC SIGNS AND ROADSIDE FURNITURE.
2. SHORT SIGN ("KEEP LEFT") STANDARD:
  - NEW STOCK: MANUFACTURED AS PER REFERENCE SPECIFICATION S154 TRAFFIC SIGNS AND ROADSIDE FURNITURE: OR
  - RECYCLED/RECOVERED STOCK: CUT TO LENGTH RECYCLED (DAMAGED) TRAFFIC SIGN STANDARD AS PER NOTE 1.
3. STRIPED STANDARD (POLE) DIMENSIONS, MATERIALS AND FABRICATION AS PER PER TRAFFIC SIGN STANDARD.
4. FOR STRIPED STANDARDS, USE ALTERNATE BANDS OF 300mm WIDE GREEN OR BLUE AND WHITE CLASS 1A RETROREFLECTIVE TAPE TO AS/NZS1906 FOR ALL STRIPES.
5. ALL DIMENSIONS IN MILLIMETRES (U.N.O.).

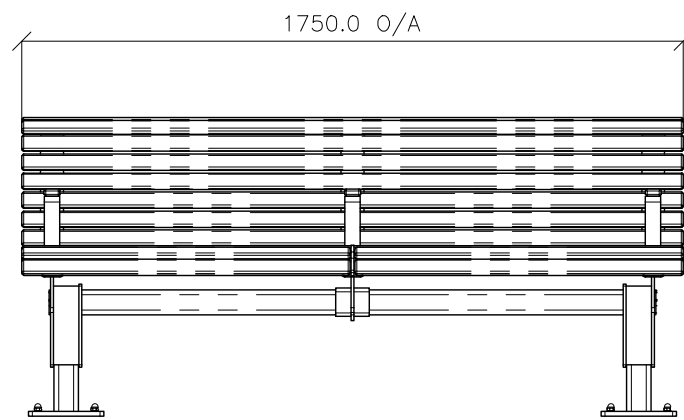
THE PURPOSE OF THIS STANDARD DRAWING IS TO PROVIDE TYPICAL DETAILS THAT SUPPORT THE DESIRED OUTCOMES OF THE BRISBANE CITY PLAN 2014 AND ASSOCIATED PLANNING SCHEME POLICIES. THE FITNESS FOR PURPOSE OF THIS STANDARD DRAWING FOR A SPECIFIC PROJECT SHOULD BE ASSESSED AND ACCEPTED BY AN APPROPRIATELY QUALIFIED DESIGNER AND/OR REGISTERED PROFESSIONAL ENGINEER OF QUEENSLAND (RPEQ).



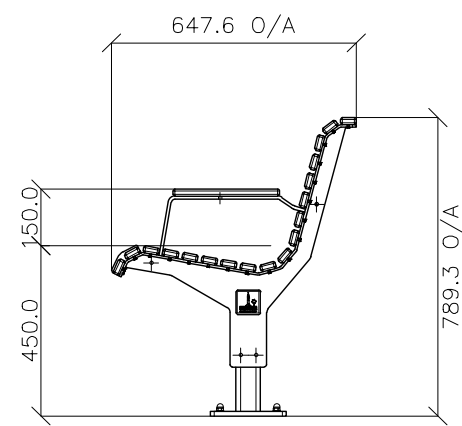
BRISBANE CITY COUNCIL STANDARD DRAWING

TRAFFIC SIGN STANDARDS (POSTS)

PUBLISH DATE		JUN 2023
SCALE		NOT TO SCALE
DRAWING NUMBER		BSD-7122
ORIGINAL SIZE	REVISION	
A3	E	

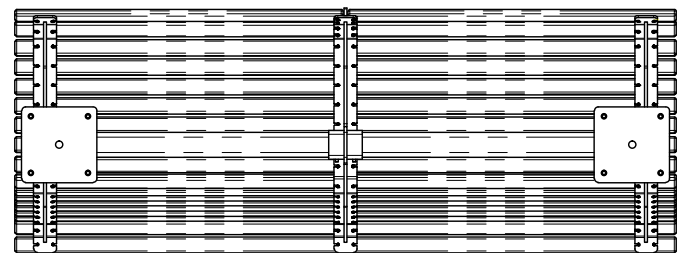


FRONT VIEW

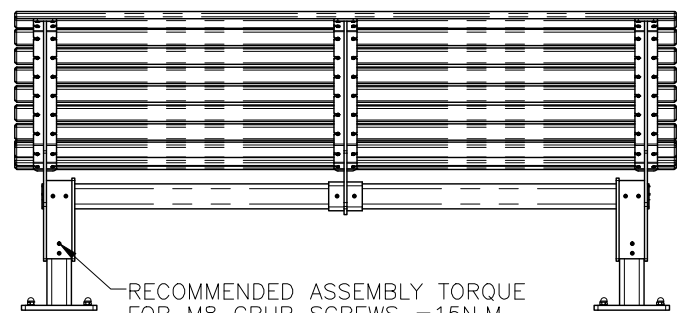


SIDE VIEW

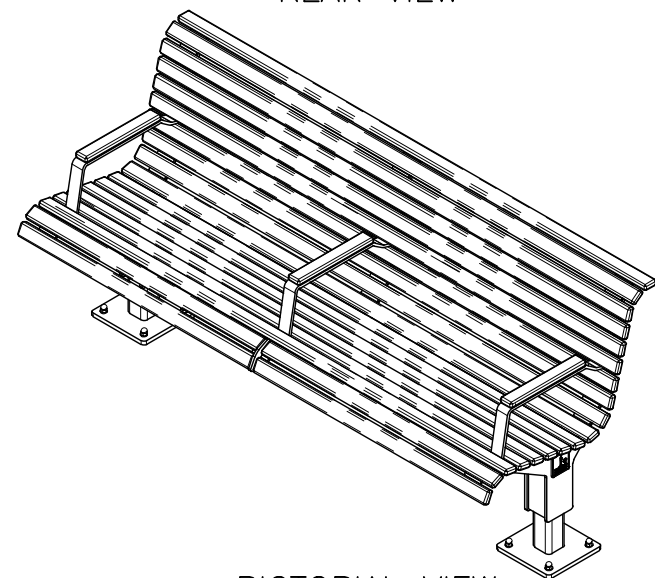
ITEM NO.	DESCRIPTION	QTY.
1	Standard Seat Foot	2
2	Standard Seat Frame	1
3	Standard Seat Armrest Slat	3
4	Standard Seat Long Slat	16
5	Standard Seat Short Slat	4
6	M10 304 Stainless Steel Flat Washer	8
7	M10 304 Stainless Steel Dome Nut	8
8	M8 x12mm 304 Stainless Steel Grub Screw (Flat Point)	4
9	8G CSK 304 Stainless Steel Pan Head Philips Screw	124



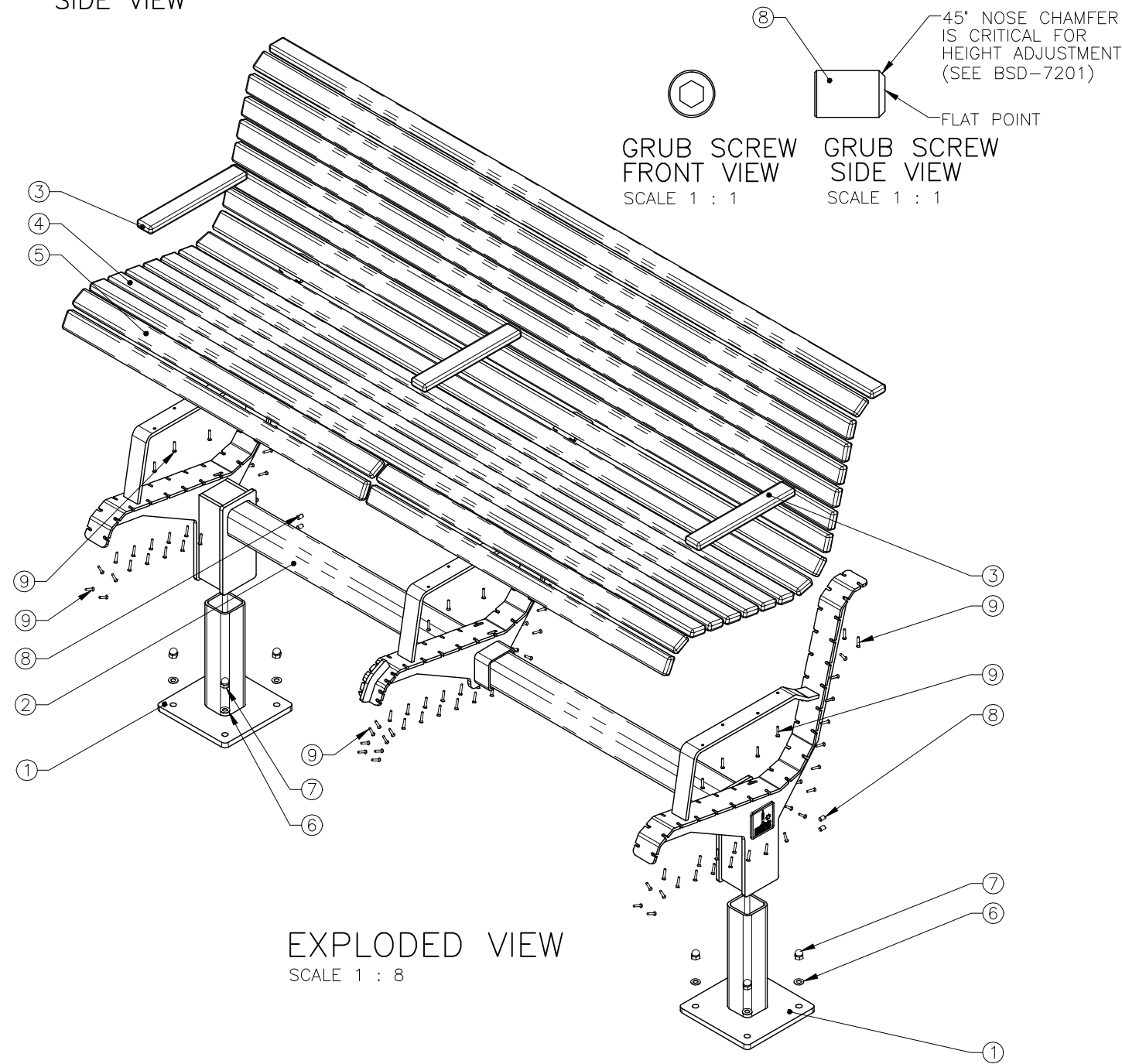
BOTTOM VIEW



REAR VIEW



PICTORIAL VIEW



EXPLODED VIEW  
SCALE 1 : 8

## STANDARDS

DESIGNED IN ACCORDANCE WITH, AND FABRICATION TO MEET THE FOLLOWING STANDARDS:

- PARTIALLY COMPLIANT WITH AS1428.2:1992, CLAUSE 27.2 SEATING IN PEDESTRIAN AREAS.
- AS1627.4 METAL FINISHING – PREPARATION AND PRE-TREATMENT OF SURFACES – ABRASIVE BLAST CLEANING OF STEEL.
- AS2312:2002/AMDT 1:2004, GUIDE TO PROTECTION OF IRON AND STEEL AGAINST EXTERIOR ATMOSPHERIC CORROSION, 1994.
- GUIDE TO ENGINEERING PRACTICE, 'PEDESTRIANS', PART 13, AUSTRROADS.
- AS2796.3:1999, TIMBER FOR FURNITURE COMPONENTS.
- AS1604.1-2005, SPECIFICATION FOR PRESERVATIVE TREATMENT, SAWN AND ROUND TIMBER.
- AS4506 –2005, METAL FINISHING– THERMOSET POWDER COATINGS.
- AS4680:2006, HOT DIP GALVANISING.
- POWDERCOATING TO BE IN ACCORDANCE TO AS4506-2005 EXTERNAL EXPOSURE STANDARD WITH PRE-TREATMENT SAND BLAST, ZINC PHOSPHATE, ETC.
- WOOD TREATMENT – IN ACCORDANCE WITH AS1604.1 HAZARD CLASSIFICATION H3 (EXTERIOR ABOVE GROUND) AND AS2796.3 (TIMBER FOR FURNITURE COMPONENTS.)

## NOTES

- WELDING TO BE ACCORDANCE TO AS1554.1 CAT GP WELDING, ALL SHARP EDGES & BURRS REMOVED.
- PART SHOULD BE SUPPLIED CLEAN AND FREE FROM MARKS, BURRS, SCUFFS, DISTORTION AND WARPAGE.
- ENSURE ANTI-SEIZE IS ON ALL NUTS AND BOLTS PRIOR TO ASSEMBLY.
- DRAWING TO AS1100 DRAWING STANDARDS.
- 316 S.S AND 316 S.S FASTENERS TO BE USED THROUGHOUT FOR COASTAL INSTALLATIONS OR ANY ENVIRONMENT WITH HIGH CORROSION.
- ALL TOLERANCES  $\pm 1.5\text{mm}$  UNLESS OTHERWISE SPECIFIED.

## MATERIAL

- MATERIAL: SEE COMPONENT DRAWING
- COLOUR: SEE COMPONENT DRAWING
- FINISH: SEE COMPONENT DRAWING

STRUCTURAL DESIGN REVIEWED AND CERTIFIED FOR ISSUE

NAME: B.C. PLANT RPEQ: 8807

SIGNATURE: ON ORIGINAL DATE: 28/6/12

ISSUE	AMENDMENT	DRAWN DATE	CHK'D DATE	APPR'D DATE
C	Drawing Title Amended	FEB '16	JUL '16	JUL '16
B	SIDE PANEL FIXTURES	SEPT '14	SEPT '14	SEPT '14
A	Drawing Converted from UMS Series April 2014	APR '14	APR '14	APR '14


DRAWING AUTHORISED FOR PUBLICATION  
INGA CONDRIK AUTHORISED 15/04/2014

ASSET ENGINEERING MANAGER  
STRATEGIC ASSET MANAGEMENT  
DESIGN APPROVED

VICKI MARTIN SIGNATURE ON ORIGINAL

PRINCIPAL PLANNING OFFICER  
URBAN DESIGN

DESIGN	FORMZOO DESIGN	DATE	JUN '12
DRAWN	AB	DATE	JUN '12
CHECKED	VM	DATE	APR '13
DRAWING FILENAME	BSD-7201 (B) Standard seat - Assembly - Sheet 1 of 10.dwg		
ASSOCIATED PLANS	SUPERSEDES UMS-563-1		



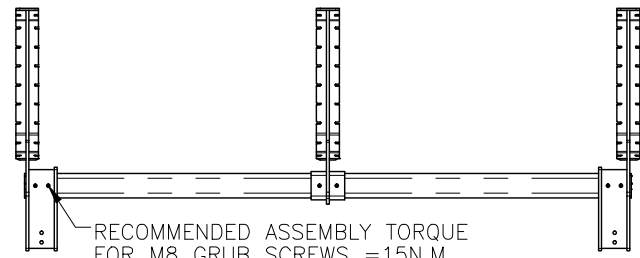
**BRISBANE CITY COUNCIL STANDARD DRAWING**

SCALE: NOT TO SCALE

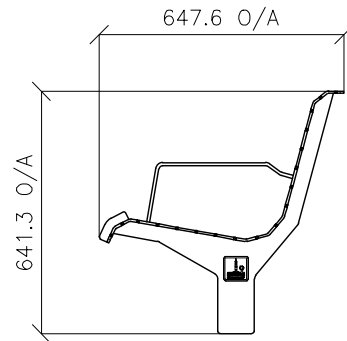
**STANDARD SEAT ASSEMBLY SHEET 1 OF 10**

DWG No. **BSD-7201**

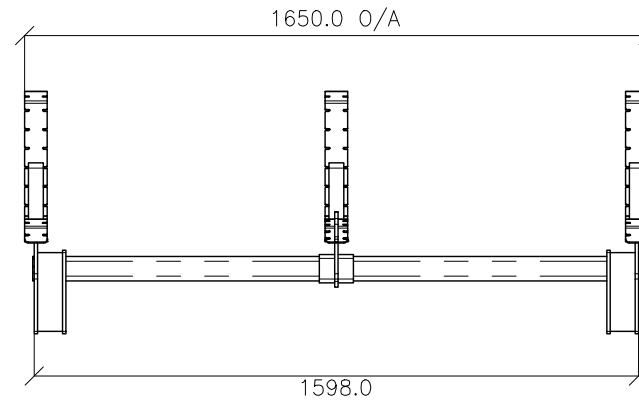
ORIGINAL SIZE: A3 REVISION: C



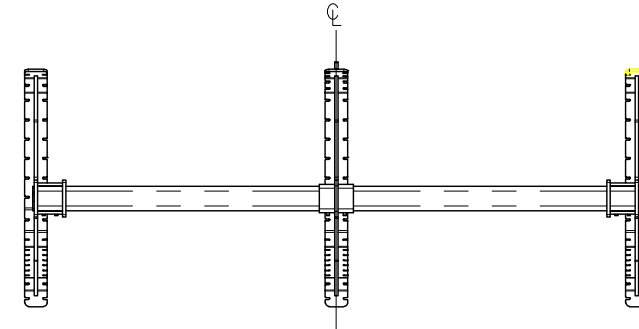
REAR VIEW



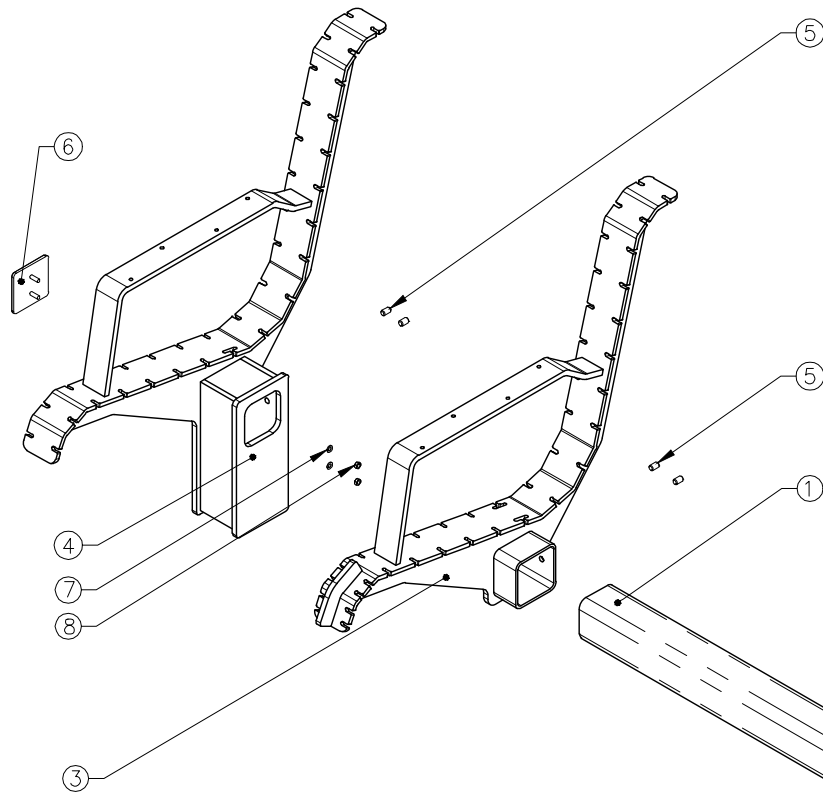
SIDE VIEW



FRONT VIEW

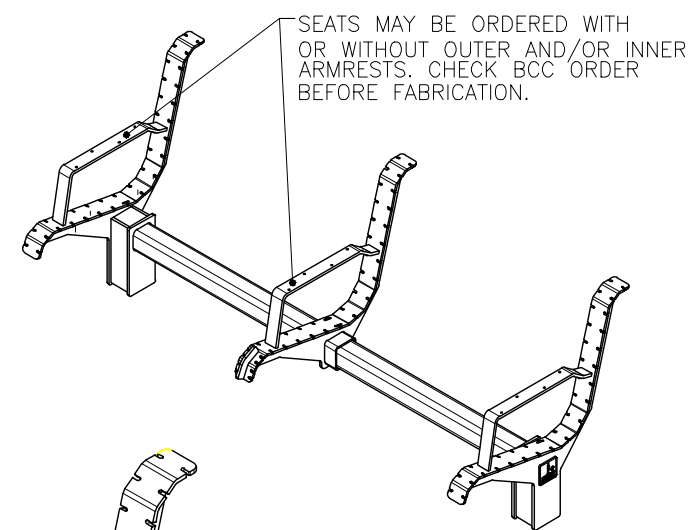


BOTTOM VIEW



EXPLODED VIEW  
SCALE 1 : 10

ITEM NO.	DESCRIPTION	QTY.
1	Standard Seat Rail	1
2	Standard Seat Outer Spine (Right)	1
3	Standard Seat Inner Spine	1
4	Standard Seat Outer Spine (Left)	1
5	M8 x12mm 304 Stainless Steel Grub Screw (Flat Point)	6
6	Standard Seat Logo Badge	2
7	M5 304 Stainless Steel Spring Washer	4
8	M5 304 Stainless Steel Nyloc Nut	4



PICTORIAL VIEW

## STANDARDS

DESIGNED IN ACCORDANCE WITH, AND FABRICATION TO MEET THE FOLLOWING STANDARDS:

- PARTIALLY COMPLIANT WITH AS1428.2:1992, CLAUSE 27.2 SEATING IN PEDESTRIAN AREAS.
- AS1627.4 METAL FINISHING – PREPARATION AND PRE-TREATMENT OF SURFACES – ABRASIVE BLAST CLEANING OF STEEL.
- AS2312:2002/AMDT 1:2004, GUIDE TO PROTECTION OF IRON AND STEEL AGAINST EXTERIOR ATMOSPHERIC CORROSION, 1994.
- GUIDE TO ENGINEERING PRACTICE, 'PEDESTRIANS', PART 13, AUSTRROADS.
- AS2796.3:1999, TIMBER FOR FURNITURE COMPONENTS.
- AS1604.1-2005, SPECIFICATION FOR PRESERVATIVE TREATMENT, SAWN AND ROUND TIMBER.
- AS4506 –2005, METAL FINISHING– THERMOSET POWDER COATINGS.
- AS4680:2006, HOT DIP GALVANISING.
- POWDERCOATING TO BE IN ACCORDANCE TO AS4506-2005 EXTERNAL EXPOSURE STANDARD WITH PRE-TREATMENT SAND BLAST, ZINC PHOSPHATE, ETC.
- WOOD TREATMENT – IN ACCORDANCE WITH AS1604.1 HAZARD CLASSIFICATION H3 (EXTERIOR ABOVE GROUND) AND AS2796.3 (TIMBER FOR FURNITURE COMPONENTS.)

## NOTES

- WELDING TO BE ACCORDANCE TO AS1554.1 CAT GP WELDING, ALL SHARP EDGES & BURRS REMOVED.
- PART SHOULD BE SUPPLIED CLEAN AND FREE FROM MARKS, BURRS, SCUFFS, DISTORTION AND WARPAGE.
- ENSURE ANTI-SEIZE IS ON ALL NUTS AND BOLTS PRIOR TO ASSEMBLY.
- DRAWING TO AS1100 DRAWING STANDARDS.
- 316 S.S AND 316 S.S FASTENERS TO BE USED THROUGHOUT FOR COASTAL INSTALLATIONS OR ANY ENVIRONMENT WITH HIGH CORROSION.
- ALL TOLERANCES  $\pm 1.5\text{mm}$  UNLESS OTHERWISE SPECIFIED.

## MATERIAL

- MATERIAL: SEE COMPONENT DRAWING
- COLOUR: SEE COMPONENT DRAWING
- FINISH: SEE COMPONENT DRAWING


**STRUCTURAL DESIGN REVIEWED AND CERTIFIED FOR ISSUE**

NAME: B.C. PLANT RPEQ: 8807

SIGNATURE: ON ORIGINAL DATE: 28/6/12

ISSUE	AMENDMENT	DRAWN DATE	CHK'D DATE	APPR'D DATE
B	Drawing Title Amended	FEB '16	JUL '16	JUL '16
A	Drawing Converted from UMS Series April 2014	APR '14	APR '14	APR '14

DRAWING AUTHORISED FOR PUBLICATION INGA CONDRIK AUTHORISED 15/04/2014			
DESIGN	FORMZOO DESIGN	DATE	JUN '12
DRAWN	AB	DATE	JUN '12
CHECKED	VM	DATE	APR '13
DRAWING FILENAME	BSD-7201(B) Standard seat - Frame assembly - Sheet 2 of 10.dwg		
ASSOCIATED PLANS	SUPERSEDES UMS-563-2		
ASSET ENGINEERING MANAGER STRATEGIC ASSET MANAGEMENT DESIGN APPROVED VICKI MARTIN SIGNATURE ON ORIGINAL PRINCIPAL PLANNING OFFICER URBAN DESIGN			



<b>BRISBANE CITY COUNCIL STANDARD DRAWING</b>	
SCALE: NOT TO SCALE	
DWG No. <b>BSD-7201</b>	
ORIGINAL SIZE A3	REVISION B

**STANDARD SEAT  
FRAME ASSEMBLY  
SHEET 2 OF 10**

# STANDARDS

DESIGNED IN ACCORDANCE WITH, AND FABRICATION TO MEET THE FOLLOWING STANDARDS:

- PARTIALLY COMPLIANT WITH AS1428.2:1992, CLAUSE 27.2 SEATING IN PEDESTRIAN AREAS.
- AS1627.4 METAL FINISHING – PREPARATION AND PRE-TREATMENT OF SURFACES – ABRASIVE BLAST CLEANING OF STEEL.
- AS2312:2002/AMDT 1:2004, GUIDE TO PROTECTION OF IRON AND STEEL AGAINST EXTERIOR ATMOSPHERIC CORROSION, 1994.
- GUIDE TO ENGINEERING PRACTICE, 'PEDESTRIANS', PART 13, AUSTRROADS.
- AS2796.3:1999, TIMBER FOR FURNITURE COMPONENTS.
- AS1604.1-2005, SPECIFICATION FOR PRESERVATIVE TREATMENT, SAWN AND ROUND TIMBER.
- AS4506 –2005, METAL FINISHING– THERMOSET POWDER COATINGS.
- AS4680:2006, HOT DIP GALVANISING.
- POWDERCOATING TO BE IN ACCORDANCE TO AS4506-2005 EXTERNAL EXPOSURE STANDARD WITH PRE-TREATMENT SAND BLAST, ZINC PHOSPHATE, ETC.
- WOOD TREATMENT – IN ACCORDANCE WITH AS1604.1 HAZARD CLASSIFICATION H3 (EXTERIOR ABOVE GROUND) AND AS2796.3 (TIMBER FOR FURNITURE COMPONENTS.)

# NOTES

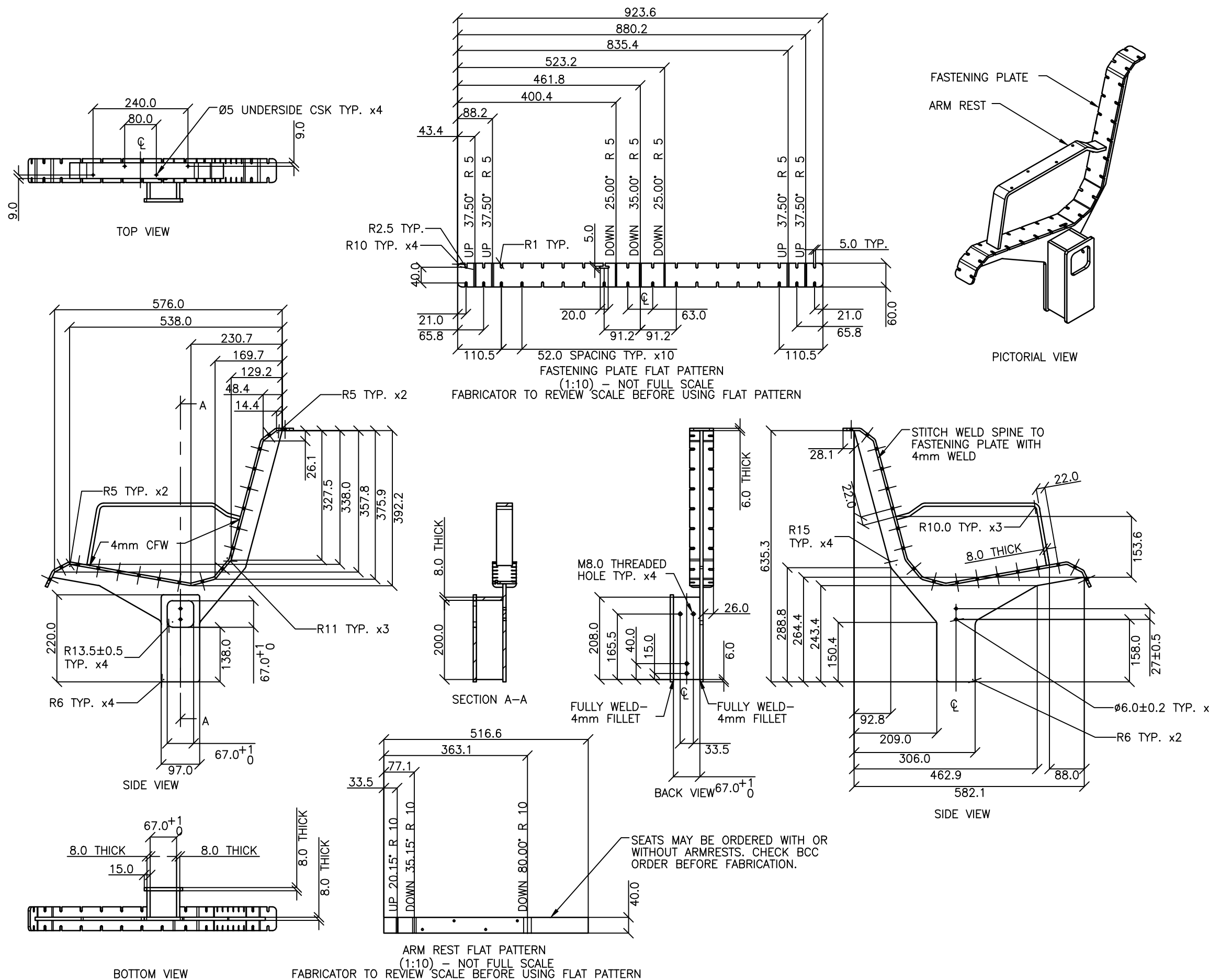
- WELDING TO BE ACCORDANCE TO AS1554.1 CAT GP WELDING, ALL SHARP EDGES & BURRS REMOVED.
- PART SHOULD BE SUPPLIED CLEAN AND FREE FROM MARKS, BURRS, SCUFFS, DISTORTION AND WARPAGE.
- ENSURE ANTI-SEIZE IS ON ALL NUTS AND BOLTS PRIOR TO ASSEMBLY.
- DRAWING TO AS1100 DRAWING STANDARDS.
- 316 S.S AND 316 S.S FASTENERS TO BE USED THROUGHOUT FOR COASTAL INSTALLATIONS OR ANY ENVIRONMENT WITH HIGH CORROSION.
- ALL TOLERANCES  $\pm 1.5\text{mm}$  UNLESS OTHERWISE SPECIFIED.

# MATERIAL

- MATERIAL: MILD STEEL
- COLOUR: DULUX 'METROPOLIS STORM PEARL' OR APPROVED EQUIVALENT
- FINISH: GALVANISED AND POWDER COATED

**STRUCTURAL DESIGN REVIEWED AND CERTIFIED FOR ISSUE**

NAME: B.C. PLANT \_\_\_\_\_ RPEQ: 8807  
SIGNATURE: ON ORIGINAL \_\_\_\_\_ DATE: 28/6/12



ISSUE	AMENDMENT	DRAWN DATE	CHK'D DATE	APPR'D DATE
C	Colour Finish Requirements Updated (Material Notes)	MAY '17	MAY '17	MAY '17
B	Drawing Title Amended	FEB '16	JUL '16	JUL '16
A	Drawing Converted from UMS Series April 2014	APR '14	APR '14	APR '14

DRAWING AUTHORISED FOR PUBLICATION INGA CONDRIK AUTHORISED 15/04/2014			
DESIGN	FORMZOO DESIGN	DATE	JUN '12
DRAWN	AB	DATE	JUN '12
CHECKED	VM	DATE	APR '13
DRAWING FILENAME	BSD-7201 (B) Standard seat - Outer spine (right) - Sheet 3 of 10.dwg		
ASSOCIATED PLANS	SUPERSEDES UMS-563-3		
ASSET ENGINEERING MANAGER STRATEGIC ASSET MANAGEMENT DESIGN APPROVED VICKI MARTIN SIGNATURE ON ORIGINAL PRINCIPAL PLANNING OFFICER URBAN DESIGN			



**BRISBANE CITY COUNCIL STANDARD DRAWING**

SCALE: NOT TO SCALE

DWG No. **BSD-7201**

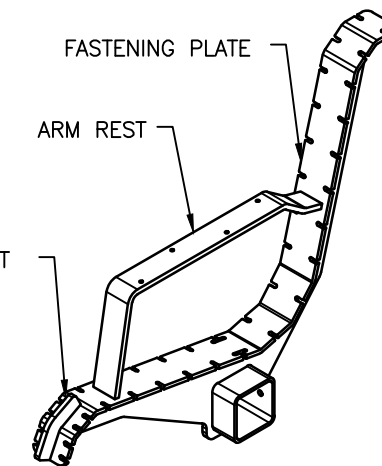
ORIGINAL SIZE: A3 REVISION: C

**STANDARD SEAT OUTER SPINE (RIGHT) SHEET 3 OF 10**

# STANDARDS

DESIGNED IN ACCORDANCE WITH, AND FABRICATION TO MEET THE FOLLOWING STANDARDS:

- PARTIALLY COMPLIANT WITH AS1428.2:1992, CLAUSE 27.2 SEATING IN PEDESTRIAN AREAS.
- AS1627.4 METAL FINISHING – PREPARATION AND PRE-TREATMENT OF SURFACES – ABRASIVE BLAST CLEANING OF STEEL.
- AS2312:2002/AMDT 1:2004, GUIDE TO PROTECTION OF IRON AND STEEL AGAINST EXTERIOR ATMOSPHERIC CORROSION, 1994.
- GUIDE TO ENGINEERING PRACTICE, 'PEDESTRIANS', PART 13, AUSTRROADS.
- AS2796.3:1999, TIMBER FOR FURNITURE COMPONENTS.
- AS1604.1-2005, SPECIFICATION FOR PRESERVATIVE TREATMENT, SAWN AND ROUND TIMBER.
- AS4506 -2005, METAL FINISHING- THERMOSET POWDER COATINGS.
- AS4680:2006, HOT DIP GALVANISING.
- POWDERCOATING TO BE IN ACCORDANCE TO AS4506-2005 EXTERNAL EXPOSURE STANDARD WITH PRE-TREATMENT SAND BLAST, ZINC PHOSPHATE, ETC.
- WOOD TREATMENT – IN ACCORDANCE WITH AS1604.1 HAZARD CLASSIFICATION H3 (EXTERIOR ABOVE GROUND) AND AS2796.3 (TIMBER FOR FURNITURE COMPONENTS.)



PICTORIAL VIEW

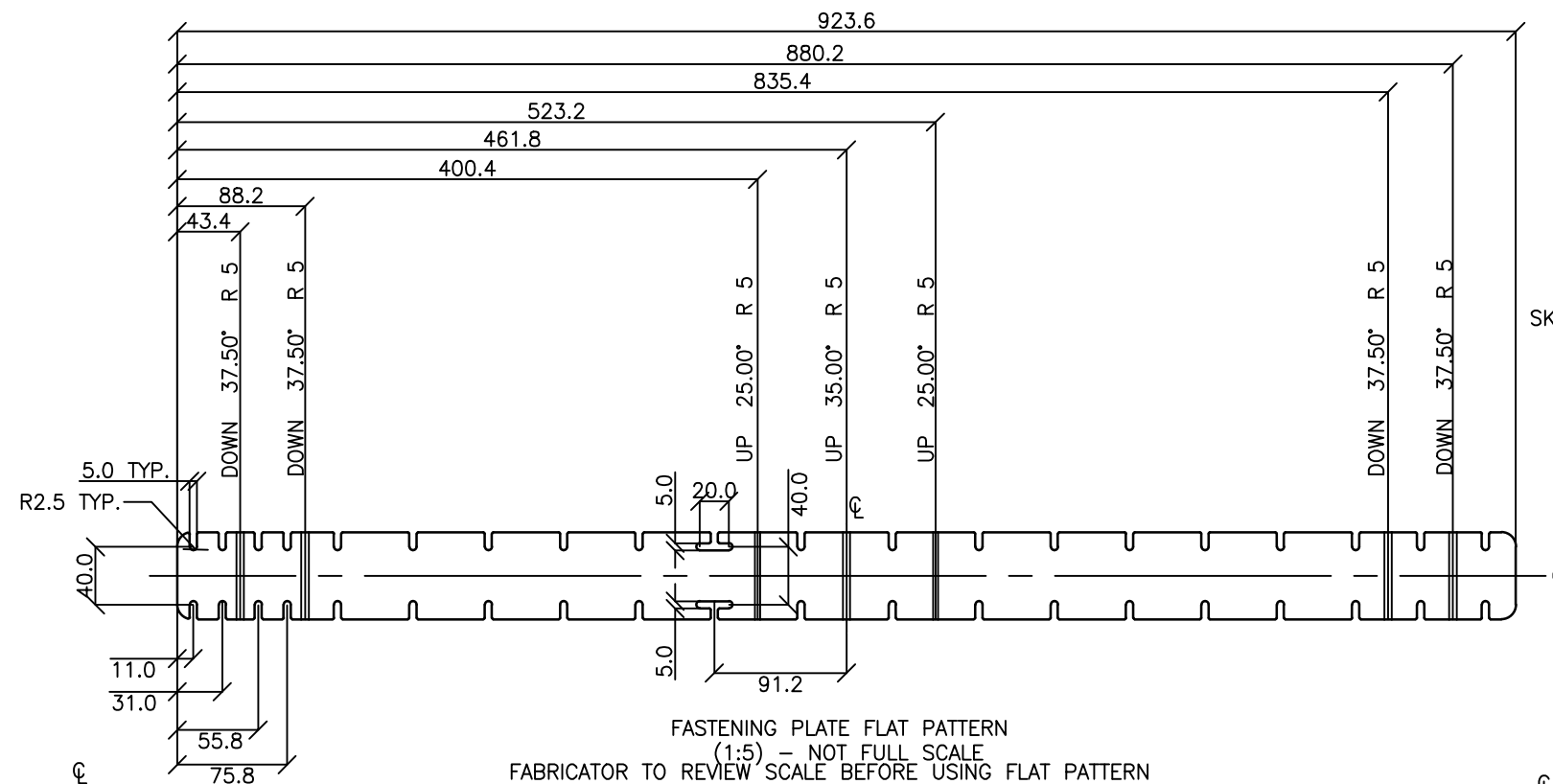
# NOTES

- WELDING TO BE ACCORDANCE TO AS1554.1 CAT GP WELDING, ALL SHARP EDGES & BURRS REMOVED.
- PART SHOULD BE SUPPLIED CLEAN AND FREE FROM MARKS, BURRS, SCUFFS, DISTORTION AND WARPAGE.
- ENSURE ANTI-SEIZE IS ON ALL NUTS AND BOLTS PRIOR TO ASSEMBLY.
- DRAWING TO AS1100 DRAWING STANDARDS.
- 316 S.S AND 316 S.S FASTENERS TO BE USED THROUGHOUT FOR COASTAL INSTALLATIONS OR ANY ENVIRONMENT WITH HIGH CORROSION.
- ALL TOLERANCES ± 1.5mm UNLESS OTHERWISE SPECIFIED.
- FABRICATION AND DIMENSION DETAILS FOR 'SEAT INNER SPINE' ARE THE SAME AS THOSE FOR 'SEAT OUTER SPINE (RIGHT)' EXCEPT WHERE OTHERWISE SPECIFIED. REFER TO DRAWING BSD-7201 FOR DETAILS.

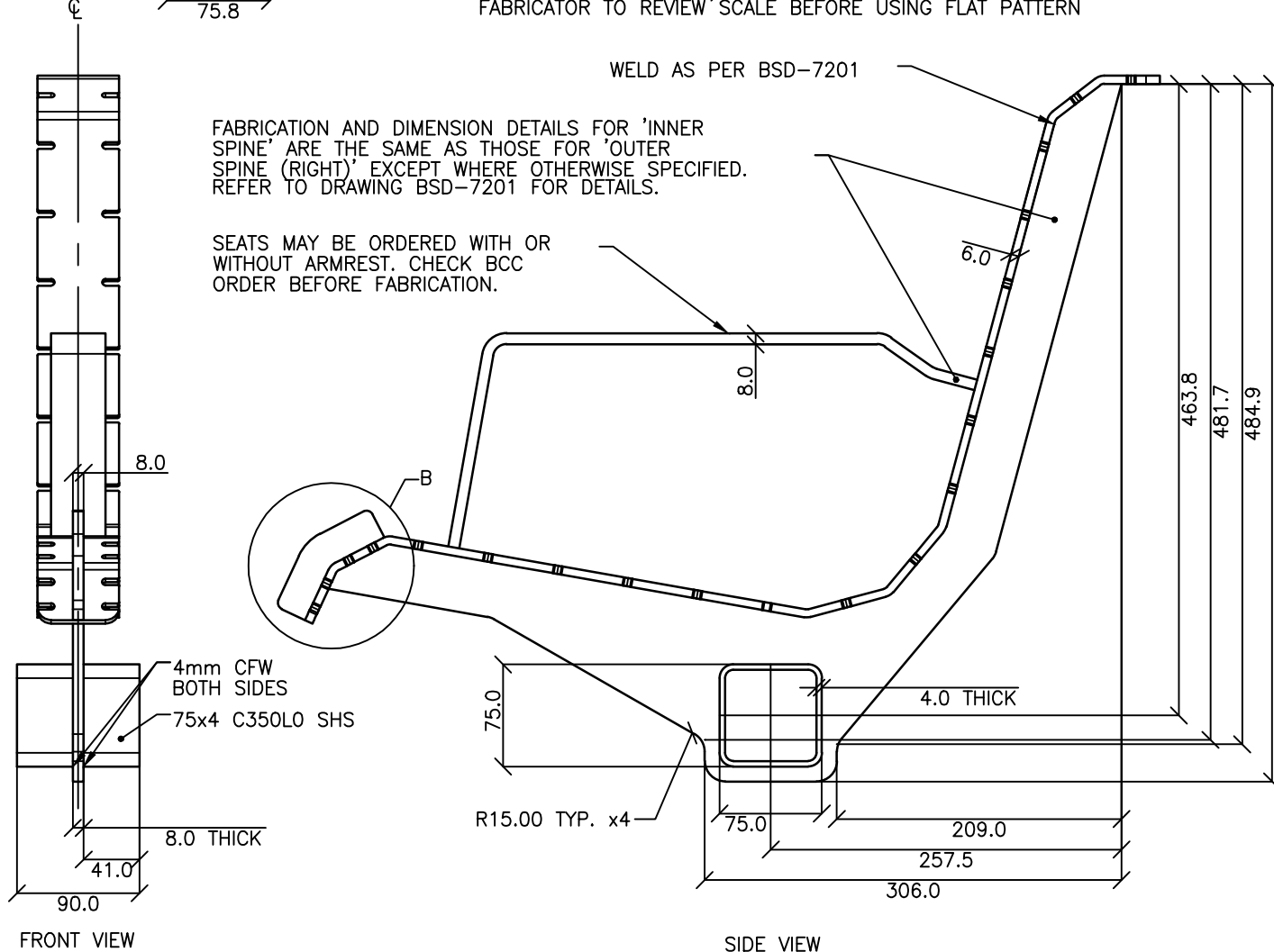
# MATERIAL

- MATERIAL: MILD STEEL
- COLOUR: DULUX 'METROPOLIS STORM PEARL' OR APPROVED EQUIVALENT
- FINISH: GALVANISED AND POWDER COATED

**STRUCTURAL DESIGN REVIEWED AND CERTIFIED FOR ISSUE**  
 NAME: B.C. PLANT \_\_\_\_\_ RPEQ: 8807  
 SIGNATURE: ON ORIGINAL \_\_\_\_\_ DATE: 28/6/12

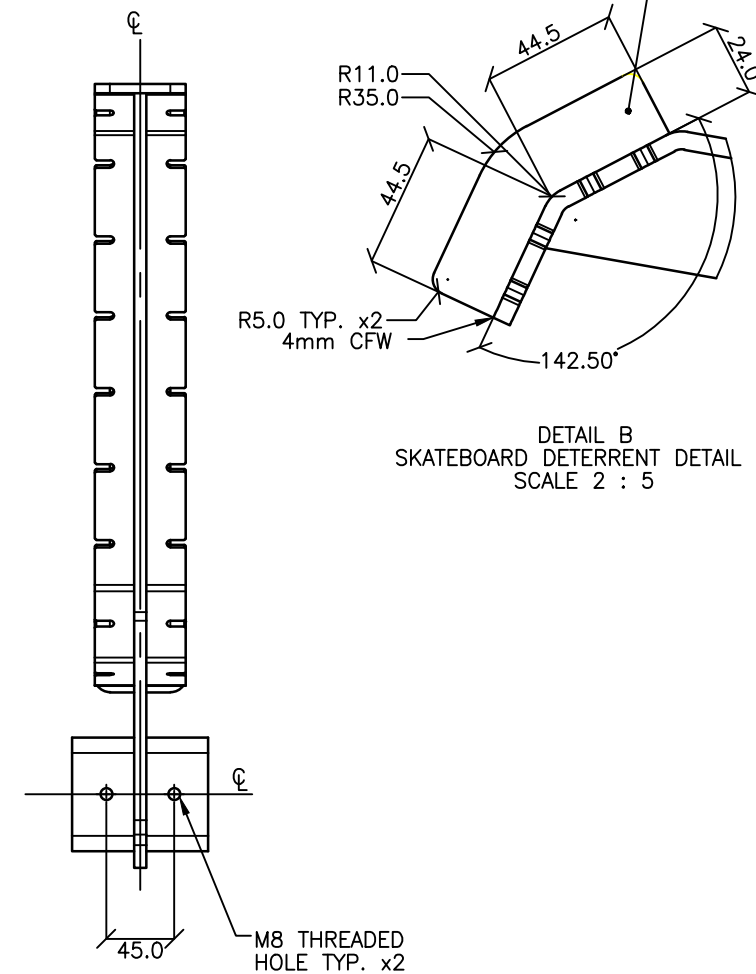


FASTENING PLATE FLAT PATTERN (1:5) - NOT FULL SCALE  
 FABRICATOR TO REVIEW SCALE BEFORE USING FLAT PATTERN




FRONT VIEW

SIDE VIEW



DETAIL B SKATEBOARD DETERRENT DETAIL SCALE 2 : 5

BACK VIEW

				DRAWING AUTHORISED FOR PUBLICATION INGA CONDRIK AUTHORISED 15/04/2014				DESIGN	FORMZOO DESIGN	DATE	JUN '12		<b>BRISBANE CITY COUNCIL STANDARD DRAWING</b>	
				ASSET ENGINEERING MANAGER STRATEGIC ASSET MANAGEMENT				DRAWN	AB	DATE	JUN '12			
				DESIGN APPROVED				CHECKED	VM	DATE	APR '13		<b>STANDARD SEAT INNER SPINE SHEET 4 OF 10</b>	
				VICKI MARTIN SIGNATURE ON ORIGINAL				DRAWING FILENAME	BSD-7201(B) Standard seat - Inner spine - Sheet 4 of 10.dwg				ORIGINAL SIZE	A3
ISSUE	AMENDMENT	DRAWN DATE	CHK'D DATE	APPR'D DATE	PRINCIPAL PLANNING OFFICER URBAN DESIGN				ASSOCIATED PLANS	SUPERSEDES UMS-563-4			REVISION	C

## STANDARDS

DESIGNED IN ACCORDANCE WITH, AND FABRICATION TO MEET THE FOLLOWING STANDARDS:

- PARTIALLY COMPLIANT WITH AS1428.2:1992, CLAUSE 27.2 SEATING IN PEDESTRIAN AREAS.
- AS1627.4 METAL FINISHING – PREPARATION AND PRE-TREATMENT OF SURFACES – ABRASIVE BLAST CLEANING OF STEEL.
- AS2312:2002/AMDT 1:2004, GUIDE TO PROTECTION OF IRON AND STEEL AGAINST EXTERIOR ATMOSPHERIC CORROSION, 1994.
- GUIDE TO ENGINEERING PRACTICE, 'PEDESTRIANS', PART 13, AUSTRROADS.
- AS2796.3:1999, TIMBER FOR FURNITURE COMPONENTS.
- AS1604.1–2005, SPECIFICATION FOR PRESERVATIVE TREATMENT, SAWN AND ROUND TIMBER.
- AS4506 –2005, METAL FINISHING– THERMOSET POWDER COATINGS.
- AS4680:2006, HOT DIP GALVANISING.
- POWDERCOATING TO BE IN ACCORDANCE TO AS4506–2005 EXTERNAL EXPOSURE STANDARD WITH PRE-TREATMENT SAND BLAST, ZINC PHOSPHATE, ETC.
- WOOD TREATMENT – IN ACCORDANCE WITH AS1604.1 HAZARD CLASSIFICATION H3 (EXTERIOR ABOVE GROUND) AND AS2796.3 (TIMBER FOR FURNITURE COMPONENTS.)

## NOTES

- WELDING TO BE ACCORDANCE TO AS1554.1 CAT GP WELDING, ALL SHARP EDGES & BURRS REMOVED.
- PART SHOULD BE SUPPLIED CLEAN AND FREE FROM MARKS, BURRS, SCUFFS, DISTORTION AND WARPAGE.
- ENSURE ANTI-SEIZE IS ON ALL NUTS AND BOLTS PRIOR TO ASSEMBLY.
- DRAWING TO AS1100 DRAWING STANDARDS.
- 316 S.S AND 316 S.S FASTENERS TO BE USED THROUGHOUT FOR COASTAL INSTALLATIONS OR ANY ENVIRONMENT WITH HIGH CORROSION.
- ALL TOLERANCES  $\pm 1.5\text{mm}$  UNLESS OTHERWISE SPECIFIED.
- THIS IS A LEFT HAND (MIRRORED) VERSION OF PART 'SEAT OUTER SPINE (RIGHT)' – REFER TO DRAWING BSD-7201 FOR FABRICATION AND DIMENSION DETAILS.

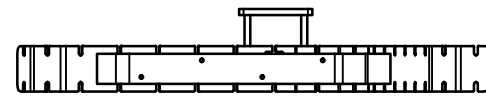
## MATERIAL

- MATERIAL: MILD STEEL
- COLOUR: DULUX 'METROPOLIS STORM PEARL' OR APPROVED EQUIVALENT
- FINISH: GALVANISED AND POWDER COATED

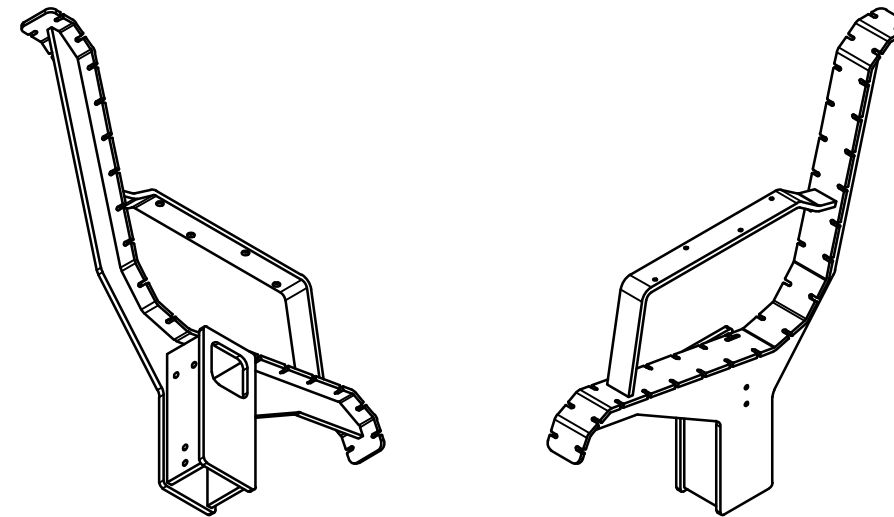
**STRUCTURAL DESIGN REVIEWED AND CERTIFIED FOR ISSUE**

NAME: B.C. PLANT \_\_\_\_\_ RPEQ: 8807

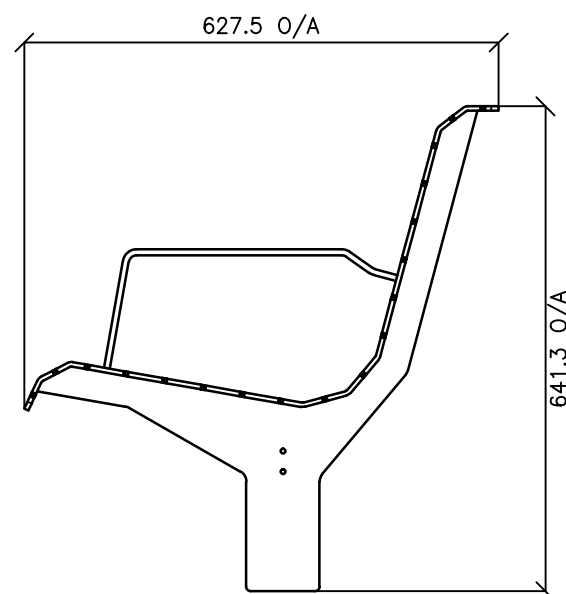
SIGNATURE: ON ORIGINAL \_\_\_\_\_ DATE: 28/6/12



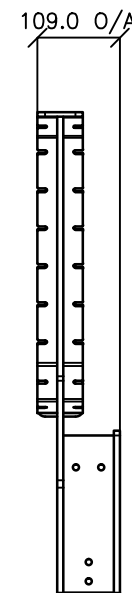
TOP VIEW



PICTORIAL VIEWS

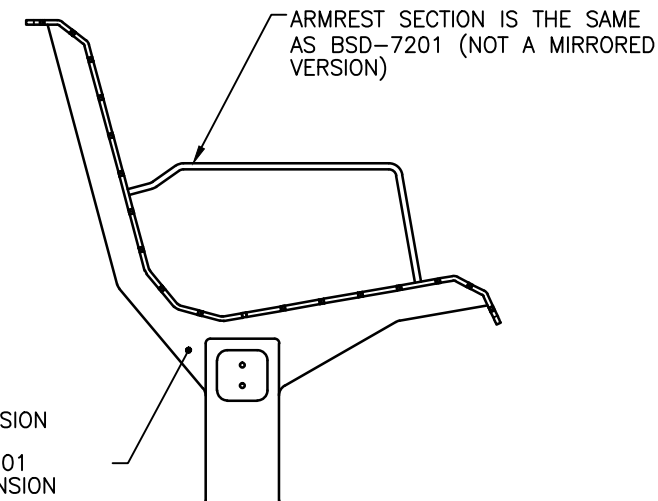


RIGHT SIDE VIEW

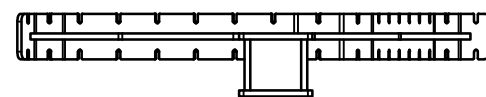


BACK VIEW

LEFT HAND (MIRRORED) VERSION OF 'OUTER SPINE (RIGHT)' REFER TO DRAWING BSD-7201 FOR FABRICATION AND DIMENSION DETAILS.




LEFT SIDE VIEW



BOTTOM VIEW

				DRAWING AUTHORISED FOR PUBLICATION INGA CONDRIK AUTHORISED 15/04/2014				DESIGN		FORMZOO DESIGN		DATE		JUN '12		
				ASSET ENGINEERING MANAGER STRATEGIC ASSET MANAGEMENT				DRAWN		AB		DATE		JUN '12		
				DESIGN APPROVED				CHECKED		VM		DATE		APR '13		
				VICKI MARTIN SIGNATURE ON ORIGINAL				DRAWING FILENAME		BSD-7201 (B) Standard seat - Outer spine (left) - Sheet 5 of 10.dwg						
				PRINCIPAL PLANNING OFFICER URBAN DESIGN				ASSOCIATED PLANS		SUPERSEDES UMS-563-5						
C	Colour Finish Requirements Updated (Material Notes)	MAY '17	MAY '17	MAY '17												
B	Drawing Title Amended	FEB '16	JUL '16	JUL '16												
A	Drawing Converted from UMS Series April 2014	APR '14	APR '14	APR '14												
ISSUE	AMENDMENT	DRAWN DATE	CHK'D DATE	APPR'D DATE												



**BRISBANE CITY COUNCIL STANDARD DRAWING**

**STANDARD SEAT  
OUTER SPINE (LEFT)  
SHEET 5 OF 10**

SCALE: NOT TO SCALE

DWG No. **BSD-7201**

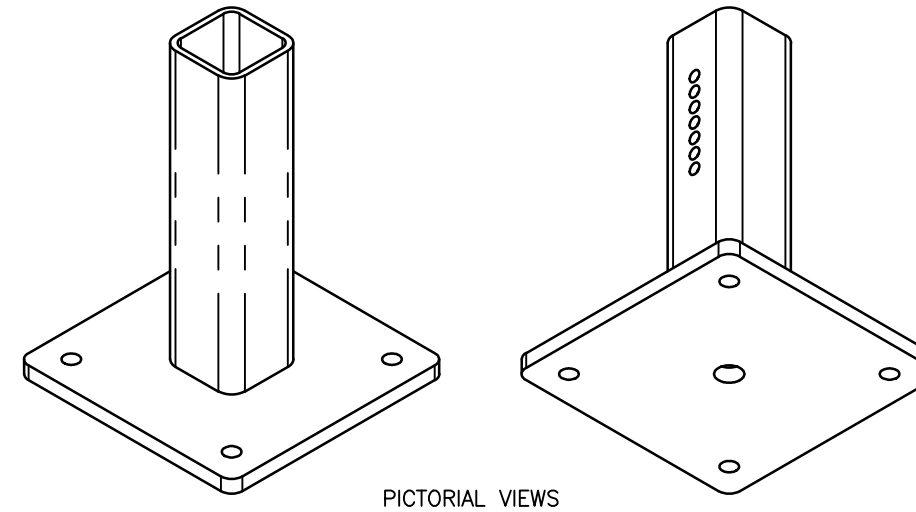
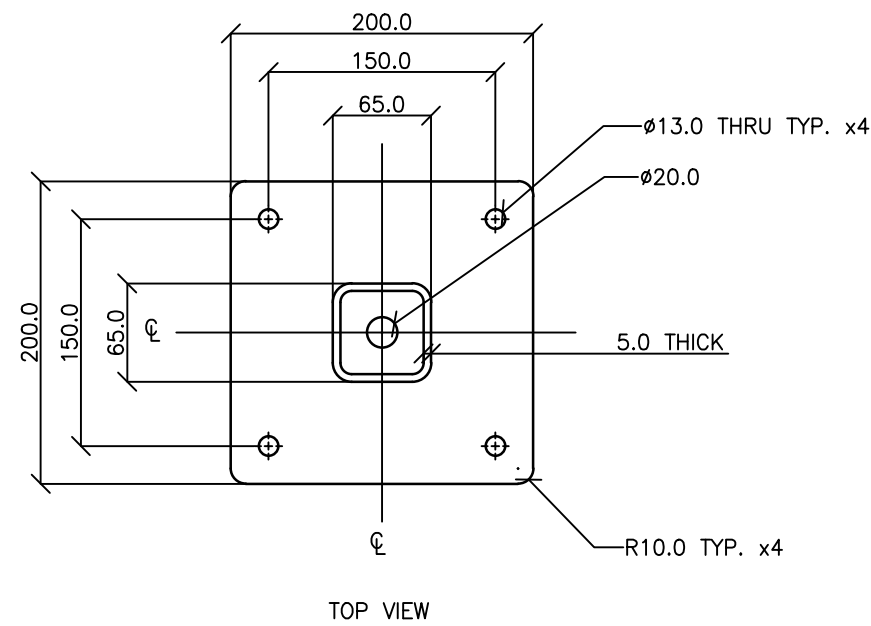
ORIGINAL SIZE: A3      REVISION: C



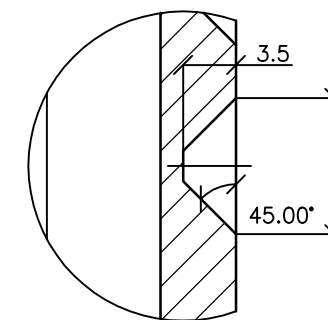
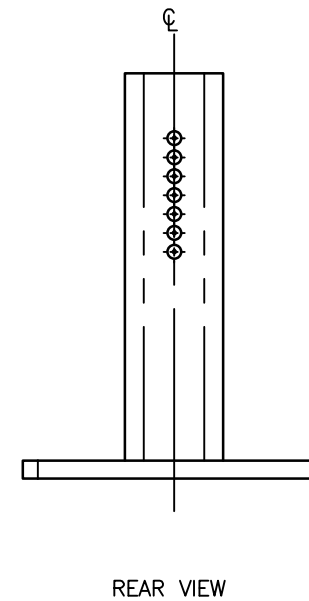
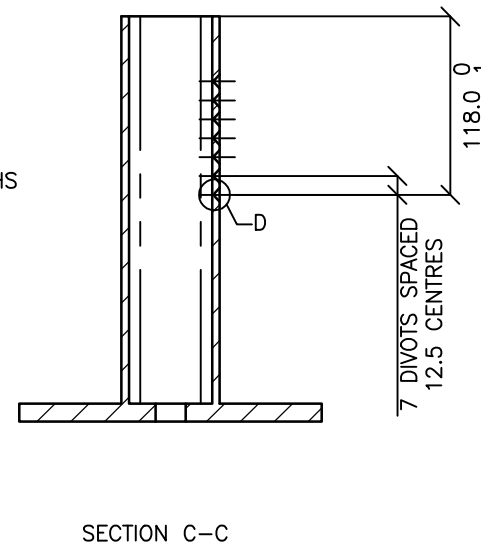
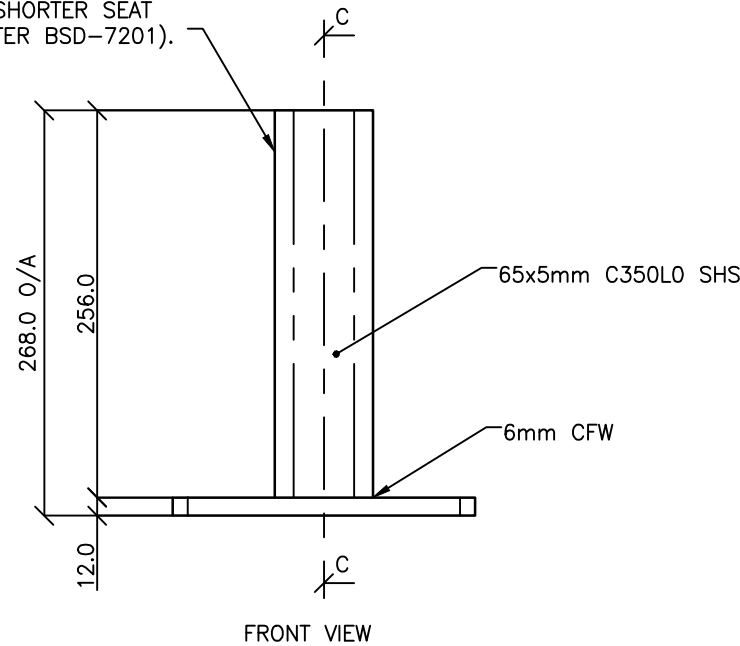
# STANDARDS

DESIGNED IN ACCORDANCE WITH, AND FABRICATION TO MEET THE FOLLOWING STANDARDS:

- PARTIALLY COMPLIANT WITH AS1428.2:1992, CLAUSE 27.2 SEATING IN PEDESTRIAN AREAS.
- AS1627.4 METAL FINISHING – PREPARATION AND PRE-TREATMENT OF SURFACES – ABRASIVE BLAST CLEANING OF STEEL.
- AS2312:2002/AMDT 1:2004, GUIDE TO PROTECTION OF IRON AND STEEL AGAINST EXTERIOR ATMOSPHERIC CORROSION, 1994.
- GUIDE TO ENGINEERING PRACTICE, 'PEDESTRIANS', PART 13, AUSTRROADS.
- AS2796.3:1999, TIMBER FOR FURNITURE COMPONENTS.
- AS1604.1–2005, SPECIFICATION FOR PRESERVATIVE TREATMENT, SAWN AND ROUND TIMBER.
- AS4506 –2005, METAL FINISHING– THERMOSET POWDER COATINGS.
- AS4680:2006, HOT DIP GALVANISING.
- POWDERCOATING TO BE IN ACCORDANCE TO AS4506–2005 EXTERNAL EXPOSURE STANDARD WITH PRE-TREATMENT SAND BLAST, ZINC PHOSPHATE, ETC.
- WOOD TREATMENT – IN ACCORDANCE WITH AS1604.1 HAZARD CLASSIFICATION H3 (EXTERIOR ABOVE GROUND) AND AS2796.3 (TIMBER FOR FURNITURE COMPONENTS.)



LEG LENGTH SUITS 450mm HIGH SEAT. LEG TO BE DOCKED TO LENGTH FOR SHORTER SEAT INSTALLATION (REFER BSD-7201).



# NOTES

- WELDING TO BE ACCORDANCE TO AS1554.1 CAT GP WELDING, ALL SHARP EDGES & BURRS REMOVED.
- PART SHOULD BE SUPPLIED CLEAN AND FREE FROM MARKS, BURRS, SCUFFS, DISTORTION AND WARPAGE.
- ENSURE ANTI-SEIZE IS ON ALL NUTS AND BOLTS PRIOR TO ASSEMBLY.
- DRAWING TO AS1100 DRAWING STANDARDS.
- 316 S.S AND 316 S.S FASTENERS TO BE USED THROUGHOUT FOR COASTAL INSTALLATIONS OR ANY ENVIRONMENT WITH HIGH CORROSION.
- ALL TOLERANCES ± 1.5mm UNLESS OTHERWISE SPECIFIED.
- SEAT FOOT IS THE SAME PART AS BENCH FOOT (REFER TO DRAWING BSD-7203)

# MATERIAL


- MATERIAL: MILD STEEL
- COLOUR: DULUX 'METROPOLIS STORM PEARL' OR APPROVED EQUIVALENT
- FINISH: GALVANISED AND POWDER COATED

**STRUCTURAL DESIGN REVIEWED AND CERTIFIED FOR ISSUE**

NAME: B.C. PLANT RPEQ: 8807  
SIGNATURE: ON ORIGINAL DATE: 28/6/12

ISSUE	AMENDMENT	DRAWN DATE	CHK'D DATE	APPR'D DATE
C	Finish Colour Requirements Updated (Material Notes)	MAY '16	MAY '16	MAY '16
B	Drawing Title Amended	FEB '16	JUL '16	JUL '16
A	Drawing Converted from UMS Series April 2014	APR '14	APR '14	APR '14

DRAWING AUTHORISED FOR PUBLICATION INGA CONDRIK AUTHORISED 15/04/2014			
DESIGN	FORMZOO DESIGN	DATE	JUN '12
DRAWN	AB	DATE	JUN '12
CHECKED	VM	DATE	APR '13
DRAWING FILENAME	BSD-7201 (B) Standard seat - Foot - Sheet 6 of 10.dwg		
ASSOCIATED PLANS	SUPERSEDES UMS-563-6		



**BRISBANE CITY COUNCIL STANDARD DRAWING**

**STANDARD SEAT FOOT**  
**SHEET 6 OF 10**

SCALE: NOT TO SCALE  
DWG No. **BSD-7201**  
ORIGINAL SIZE: A3 REVISION: C

# STANDARDS

DESIGNED IN ACCORDANCE WITH, AND FABRICATION TO MEET THE FOLLOWING STANDARDS:

- PARTIALLY COMPLIANT WITH AS1428.2:1992, CLAUSE 27.2 SEATING IN PEDESTRIAN AREAS.
- AS1627.4 METAL FINISHING – PREPARATION AND PRE-TREATMENT OF SURFACES – ABRASIVE BLAST CLEANING OF STEEL.
- AS2312:2002/AMDT 1:2004, GUIDE TO PROTECTION OF IRON AND STEEL AGAINST EXTERIOR ATMOSPHERIC CORROSION, 1994.
- GUIDE TO ENGINEERING PRACTICE, 'PEDESTRIANS', PART 13, AUSTRROADS.
- AS2796.3:1999, TIMBER FOR FURNITURE COMPONENTS.
- AS1604.1-2005, SPECIFICATION FOR PRESERVATIVE TREATMENT, SAWN AND ROUND TIMBER.
- AS4506 -2005, METAL FINISHING- THERMOSET POWDER COATINGS.
- AS4680:2006, HOT DIP GALVANISING. POWDERCOATING TO BE IN ACCORDANCE TO AS4506-2005 EXTERNAL EXPOSURE STANDARD WITH PRE-TREATMENT SAND BLAST, ZINC PHOSPHATE, ETC.
- WOOD TREATMENT – IN ACCORDANCE WITH AS1604.1 HAZARD CLASSIFICATION H3 (EXTERIOR ABOVE GROUND) AND AS2796.3 (TIMBER FOR FURNITURE COMPONENTS.)

# NOTES

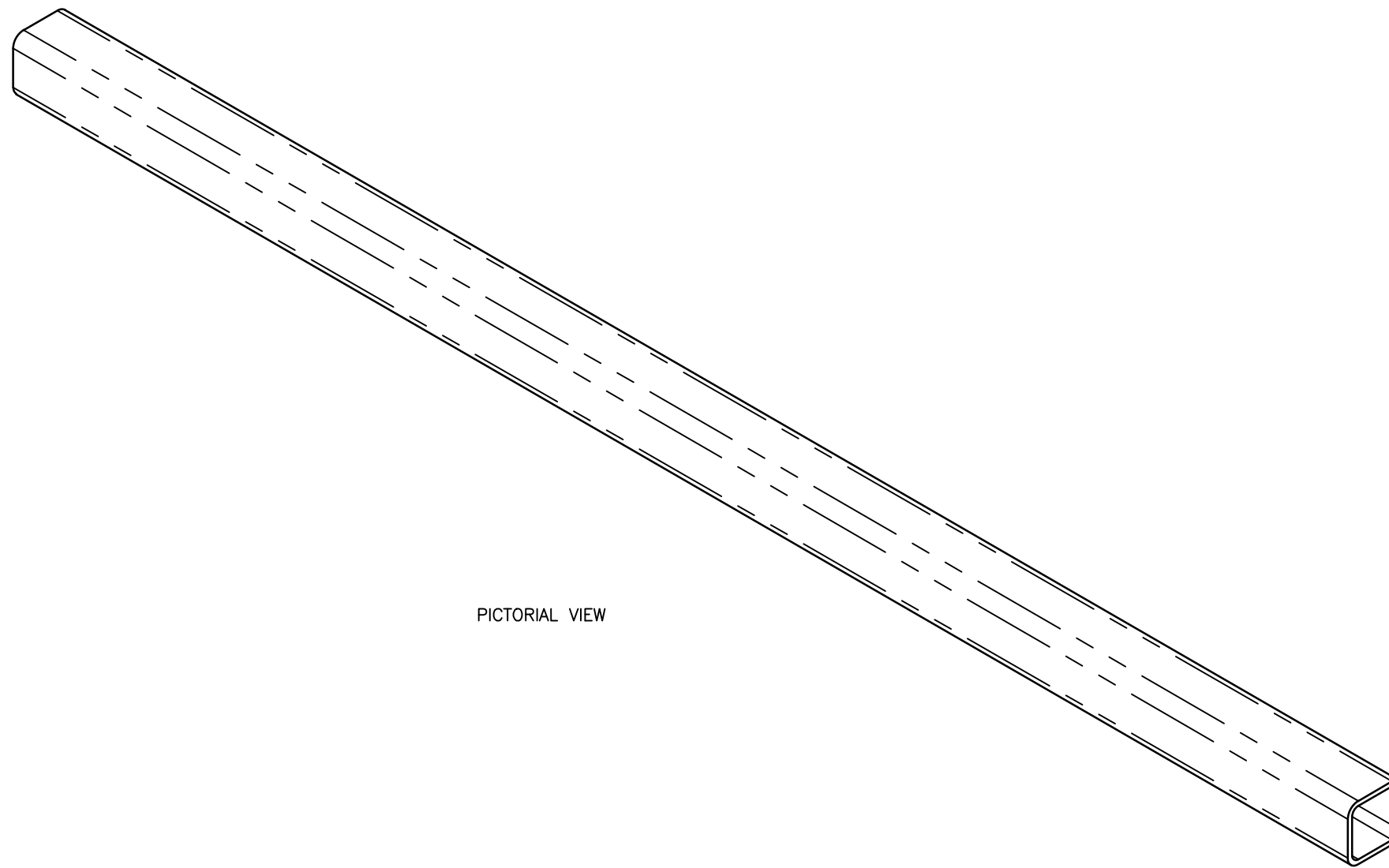
- WELDING TO BE ACCORDANCE TO AS1554.1 CAT GP WELDING, ALL SHARP EDGES & BURRS REMOVED.
- PART SHOULD BE SUPPLIED CLEAN AND FREE FROM MARKS, BURRS, SCUFFS, DISTORTION AND WARPAGE.
- ENSURE ANTI-SEIZE IS ON ALL NUTS AND BOLTS PRIOR TO ASSEMBLY.
- DRAWING TO AS1100 DRAWING STANDARDS.
- 316 S.S AND 316 S.S FASTENERS TO BE USED THROUGHOUT FOR COASTAL INSTALLATIONS OR ANY ENVIRONMENT WITH HIGH CORROSION.
- ALL TOLERANCES  $\pm 1.5\text{mm}$  UNLESS OTHERWISE SPECIFIED.
- SEAT RAIL IS THE SAME PART AS BENCH RAIL (REFER TO DRAWING BSD-7203)

# MATERIAL

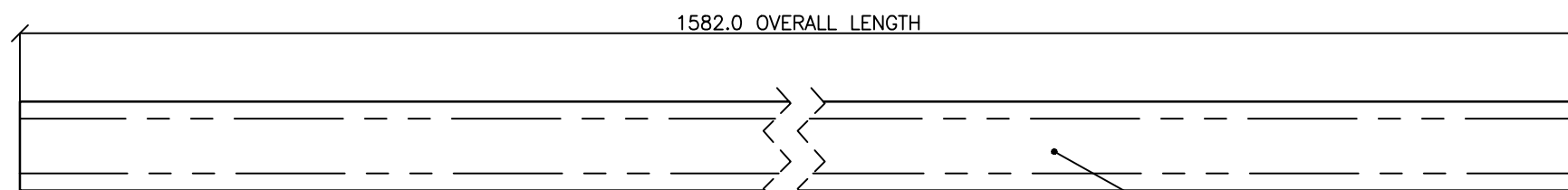
- MATERIAL: C350L0 SHS
- COLOUR: DULUX 'METROPOLIS STORM PEARL' OR APPROVED EQUIVALENT
- FINISH: GALVANISED AND POWDER COATED

**STRUCTURAL DESIGN REVIEWED AND CERTIFIED FOR ISSUE**

NAME: B.C. PLANT RPEQ: 8807  
SIGNATURE: ON ORIGINAL DATE: 28/ 6 / 12



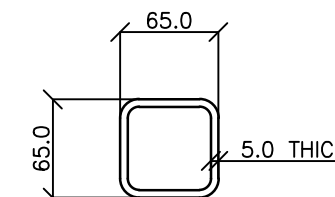
PICTORIAL VIEW




1582.0 OVERALL LENGTH

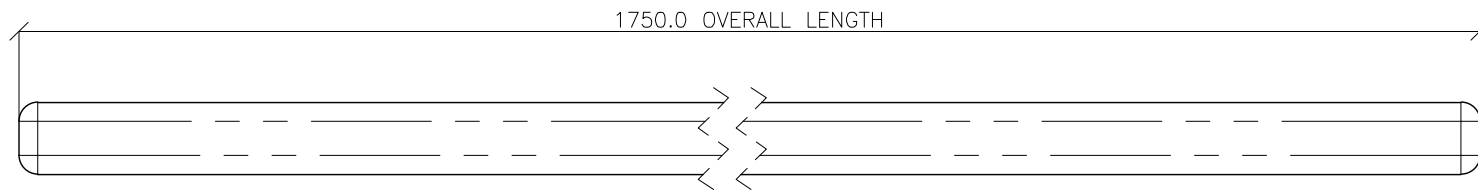
FRONT VIEW

65x5mm C350L0 SHS

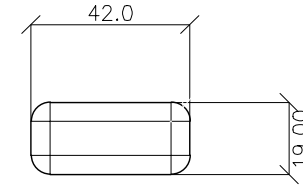


RIGHT VIEW

					DRAWING AUTHORISED FOR PUBLICATION INGA CONDRIĆ AUTHORIZED 15/04/2014				DESIGN		FORMZOO DESIGN	DATE	JUN '12		<b>BRISBANE CITY COUNCIL STANDARD DRAWING</b>			SCALE		NOT TO SCALE	
					ASSET ENGINEERING MANAGER STRATEGIC ASSET MANAGEMENT				DRAWN		AB	DATE	JUN '12					DWG No.		<b>BSD-7201</b>	
					DESIGN APPROVED				CHECKED		VM	DATE	APR '13		ORIGINAL SIZE		A3				
					VICKI MARTIN SIGNATURE ON ORIGINAL				DRAWING FILENAME		BSD-7201 (B) Standard seat - Rail - Sheet 7 of 10.dwg				REVISION		C				
					PRINCIPAL PLANNING OFFICER URBAN DESIGN				ASSOCIATED PLANS		SUPERSEDES UMS-563-7										
ISSUE	AMENDMENT	DRAWN DATE	CHK'D DATE	APPR'D DATE																	
C	Colour Finish Requirement Updated (Material Notes)	MAY '17	MAY '17	MAY '17																	
B	Drawing Title Amended	FEB '16	JUL '16	JUL '16																	
A	Drawing Converted from UMS Series April 2014	APR '14	APR '14	APR '14																	

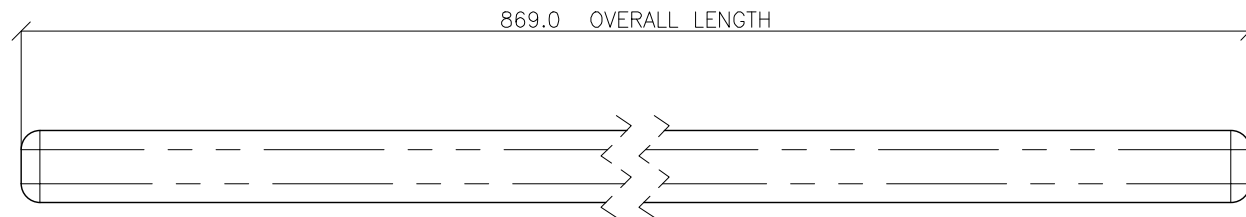


FRONT VIEW

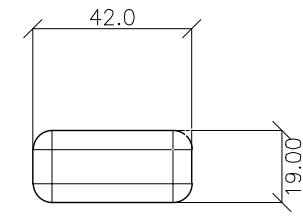


SIDE VIEW

### STANDARD SEAT LONG SLAT

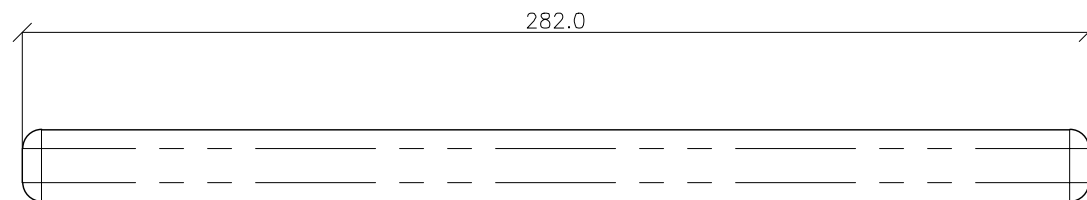


FRONT VIEW

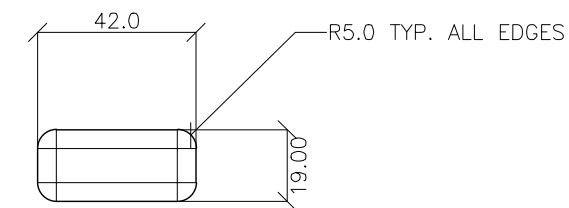


SIDE VIEW

### STANDARD SEAT SHORT SLAT



FRONT VIEW



SIDE VIEW

### STANDARD SEAT ARM REST SLAT

## STANDARDS

DESIGNED IN ACCORDANCE WITH, AND FABRICATION TO MEET THE FOLLOWING STANDARDS:

- PARTIALLY COMPLIANT WITH AS1428.2:1992, CLAUSE 27.2 SEATING IN PEDESTRIAN AREAS.
- AS1627.4 METAL FINISHING – PREPARATION AND PRE-TREATMENT OF SURFACES – ABRASIVE BLAST CLEANING OF STEEL.
- AS2312:2002/AMDT 1:2004, GUIDE TO PROTECTION OF IRON AND STEEL AGAINST EXTERIOR ATMOSPHERIC CORROSION, 1994.
- GUIDE TO ENGINEERING PRACTICE, 'PEDESTRIANS', PART 13, AUSTRROADS.
- AS2796.3:1999, TIMBER FOR FURNITURE COMPONENTS.
- AS1604.1-2005, SPECIFICATION FOR PRESERVATIVE TREATMENT, SAWN AND ROUND TIMBER.
- AS4506 –2005, METAL FINISHING– THERMOSET POWDER COATINGS.
- AS4680:2006, HOT DIP GALVANISING. POWDERCOATING TO BE IN ACCORDANCE TO AS4506-2005 EXTERNAL EXPOSURE STANDARD WITH PRE-TREATMENT SAND BLAST, ZINC PHOSPHATE, ETC.
- WOOD TREATMENT – IN ACCORDANCE WITH AS1604.1 HAZARD CLASSIFICATION H3 (EXTERIOR ABOVE GROUND) AND AS2796.3 (TIMBER FOR FURNITURE COMPONENTS.)

## NOTES

- WELDING TO BE ACCORDANCE TO AS1554.1 CAT GP WELDING, ALL SHARP EDGES & BURRS REMOVED.
- PART SHOULD BE SUPPLIED CLEAN AND FREE FROM MARKS, BURRS, SCUFFS, DISTORTION AND WARPAGE.
- ENSURE ANTI-SEIZE IS ON ALL NUTS AND BOLTS PRIOR TO ASSEMBLY.
- DRAWING TO AS1100 DRAWING STANDARDS.
- 316 S.S AND 316 S.S FASTENERS TO BE USED THROUGHOUT FOR COASTAL INSTALLATIONS OR ANY ENVIRONMENT WITH HIGH CORROSION.
- ALL TOLERANCES  $\pm 1.5\text{mm}$  UNLESS OTHERWISE SPECIFIED.
- SEAT LONG SLAT IS THE SAME PART AS BENCH LONG SLAT (REFER TO DRAWING BSD-7201)
- SEAT SHORT SLAT IS THE SAME PART AS BENCH SHORT SLAT (REFER TO DRAWING BSD-7201)
- SEAT ARM REST SLAT IS THE SAME PART AS BENCH ARM REST SLAT (REFER TO DRAWING BSD-7201)

## MATERIAL

- MATERIAL: HARDWOOD
- COLOUR: JARRAH STAIN
- FINISH: SMOOTH + WATER BASED FURNITURE OIL


STRUCTURAL DESIGN REVIEWED AND CERTIFIED FOR ISSUE

NAME: B.C. PLANT \_\_\_\_\_ RPEQ: 8807

SIGNATURE: ON ORIGINAL \_\_\_\_\_ DATE: 28/6/12

ISSUE	AMENDMENT	DRAWN DATE	CHK'D DATE	APPR'D DATE
B	Drawing Title Amended	FEB '16	JUL '16	JUL '16
A	Drawing Converted from UMS Series April 2014	APR '14	APR '14	APR '14

DRAWING AUTHORISED FOR PUBLICATION INGA CONDRIK AUTHORISED 15/04/2014			
DESIGN	FORMZOO DESIGN	DATE	JUN '12
DRAWN	AB	DATE	JUN '12
CHECKED	VM	DATE	APR '13
DRAWING FILENAME	BSD-7201(B) Standard seat - Timber slats - Sheet 8 of 10.dwg		
ASSOCIATED PLANS	SUPERSEDES UMS-563-8		
ASSET ENGINEERING MANAGER STRATEGIC ASSET MANAGEMENT DESIGN APPROVED VICKI MARTIN SIGNATURE ON ORIGINAL PRINCIPAL PLANNING OFFICER URBAN DESIGN			



<b>BRISBANE CITY COUNCIL STANDARD DRAWING</b>	
<b>STANDARD SEAT TIMBER SLATS SHEET 8 OF 10</b>	
SCALE	NOT TO SCALE
DWG No.	<b>BSD-7201</b>
ORIGINAL SIZE	A3
REVISION	B

# STANDARDS

DESIGNED IN ACCORDANCE WITH, AND FABRICATION TO MEET THE FOLLOWING STANDARDS:

- PARTIALLY COMPLIANT WITH AS1428.2:1992, CLAUSE 27.2 SEATING IN PEDESTRIAN AREAS.
- AS1627.4 METAL FINISHING – PREPARATION AND PRE-TREATMENT OF SURFACES – ABRASIVE BLAST CLEANING OF STEEL.
- AS2312:2002/AMDT 1:2004, GUIDE TO PROTECTION OF IRON AND STEEL AGAINST EXTERIOR ATMOSPHERIC CORROSION, 1994.
- GUIDE TO ENGINEERING PRACTICE, 'PEDESTRIANS', PART 13, AUSTRROADS.
- AS2796.3:1999, TIMBER FOR FURNITURE COMPONENTS.
- AS1604.1-2005, SPECIFICATION FOR PRESERVATIVE TREATMENT, SAWN AND ROUND TIMBER.
- AS4506 –2005, METAL FINISHING– THERMOSET POWDER COATINGS.
- AS4680:2006, HOT DIP GALVANISING. POWDERCOATING TO BE IN ACCORDANCE TO AS4506-2005 EXTERNAL EXPOSURE STANDARD WITH PRE-TREATMENT SAND BLAST, ZINC PHOSPHATE, ETC.
- WOOD TREATMENT – IN ACCORDANCE WITH AS1604.1 HAZARD CLASSIFICATION H3 (EXTERIOR ABOVE GROUND) AND AS2796.3 (TIMBER FOR FURNITURE COMPONENTS.)

# NOTES

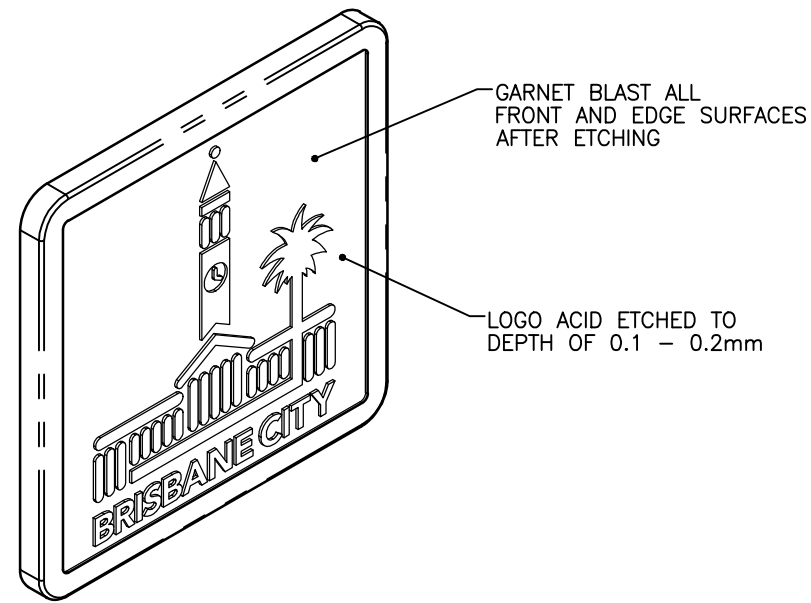
- WELDING TO BE ACCORDANCE TO AS1554.1 CAT GP WELDING, ALL SHARP EDGES & BURRS REMOVED.
- PART SHOULD BE SUPPLIED CLEAN AND FREE FROM MARKS, BURRS, SCUFFS, DISTORTION AND WARPAGE.
- ENSURE ANTI-SEIZE IS ON ALL NUTS AND BOLTS PRIOR TO ASSEMBLY.
- DRAWING TO AS1100 DRAWING STANDARDS.
- 316 S.S AND 316 S.S FASTENERS TO BE USED THROUGHOUT FOR COASTAL INSTALLATIONS OR ANY ENVIRONMENT WITH HIGH CORROSION.
- ALL TOLERANCES  $\pm 1.5\text{mm}$  UNLESS OTHERWISE SPECIFIED.
- SEAT LOGO BADGE IS THE SAME PART AS BENCH LOGO BADGE (REFER TO DRAWING BSD-7202)

# MATERIAL

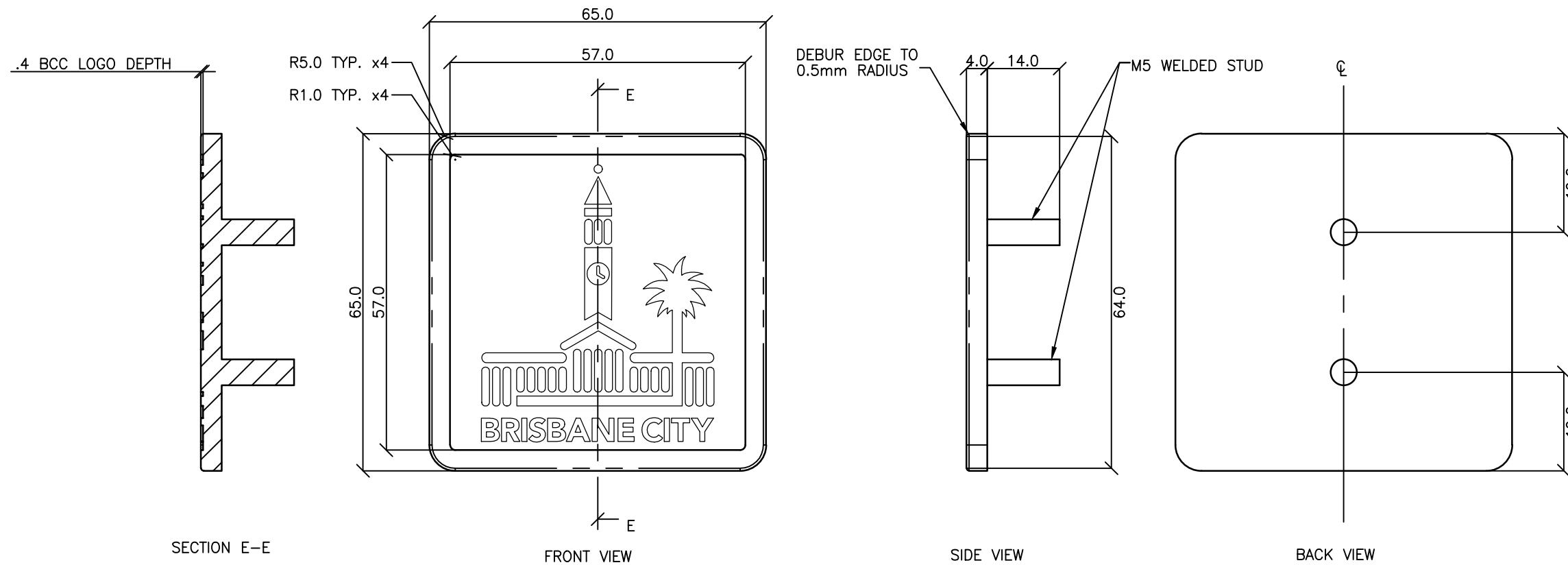
- MATERIAL: 316 STAINLESS STEEL
- COLOUR: NATURAL
- FINISH: GARNET BLASTED

**STRUCTURAL DESIGN REVIEWED AND CERTIFIED FOR ISSUE**

NAME: B.C. PLANT RPEQ: 8807  
SIGNATURE: ON ORIGINAL DATE: 28/ 6 /12



PICTORIAL VIEW




SECTION E-E

FRONT VIEW

SIDE VIEW

BACK VIEW

				DRAWING AUTHORISED FOR PUBLICATION INGA CONDRIK AUTHORISED 15/04/2014				DESIGN	FORMZOO DESIGN	DATE	JUN '12		<b>BRISBANE CITY COUNCIL STANDARD DRAWING</b>		
				ASSET ENGINEERING MANAGER STRATEGIC ASSET MANAGEMENT				DRAWN	AB	DATE	JUN '12				SCALE
				DESIGN APPROVED				CHECKED	VM	DATE	APR '13		DWG No. <b>BSD-7201</b>		
				VICKI MARTIN SIGNATURE ON ORIGINAL				DRAWING FILENAME	BSD-7201 (B) Standard seat - Logo badge - Sheet 9 of 10.dwg				ORIGINAL SIZE	A3	
				PRINCIPAL PLANNING OFFICER URBAN DESIGN				ASSOCIATED PLANS	SUPERSEDES UMS-563-9				REVISION	C	
ISSUE	AMENDMENT	DRAWN DATE	CHK'D DATE	APPR'D DATE								<b>STANDARD SEAT LOGO BADGE SHEET 9 OF 10</b>			
C	Logo Badge Acid Etch Depth Amended	MAY '17	MAY '17	May '17											
B	Drawing Title Amended	FEB '16	JUL '16	JUL '16											
A	Drawing Converted from UMS Series April 2014	APR '14	APR '14	APR '14											

# STANDARDS

DESIGNED IN ACCORDANCE WITH, AND FABRICATION TO MEET THE FOLLOWING STANDARDS:

- PARTIALLY COMPLIANT WITH AS1428.2:1992, CLAUSE 27.2 SEATING IN PEDESTRIAN AREAS.
- AS1627.4 METAL FINISHING – PREPARATION AND PRE-TREATMENT OF SURFACES – ABRASIVE BLAST CLEANING OF STEEL.
- AS2312:2002/AMDT 1:2004, GUIDE TO PROTECTION OF IRON AND STEEL AGAINST EXTERIOR ATMOSPHERIC CORROSION, 1994.
- GUIDE TO ENGINEERING PRACTICE, 'PEDESTRIANS', PART 13, AUSTRROADS.
- AS2796.3:1999, TIMBER FOR FURNITURE COMPONENTS.
- AS1604.1-2005, SPECIFICATION FOR PRESERVATIVE TREATMENT, SAWN AND ROUND TIMBER.
- AS4506 –2005, METAL FINISHING– THERMOSET POWDER COATINGS.
- AS4680:2006, HOT DIP GALVANISING. POWDERCOATING TO BE IN ACCORDANCE TO AS4506-2005 EXTERNAL EXPOSURE STANDARD WITH PRE-TREATMENT SAND BLAST, ZINC PHOSPHATE, ETC.
- WOOD TREATMENT – IN ACCORDANCE WITH AS1604.1 HAZARD CLASSIFICATION H3 (EXTERIOR ABOVE GROUND) AND AS2796.3 (TIMBER FOR FURNITURE COMPONENTS.)

# NOTES

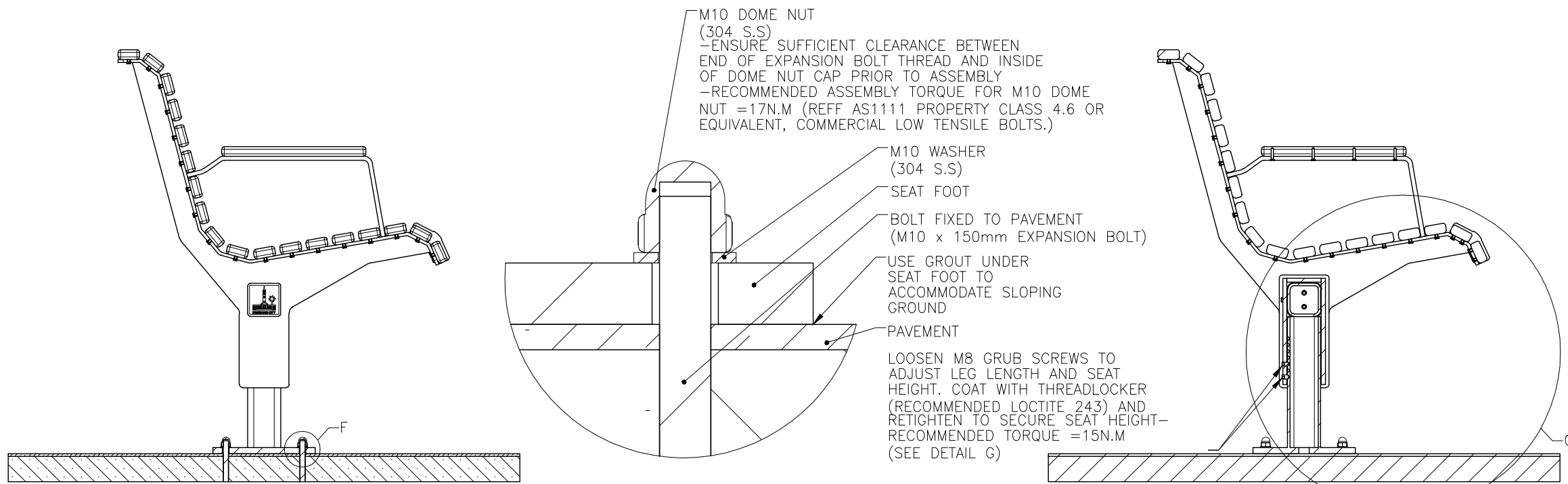
- WELDING TO BE ACCORDANCE TO AS1554.1 CAT GP WELDING, ALL SHARP EDGES & BURRS REMOVED.
- PART SHOULD BE SUPPLIED CLEAN AND FREE FROM MARKS, BURRS, SCUFFS, DISTORTION AND WARPAGE.
- ENSURE ANTI-SEIZE IS ON ALL NUTS AND BOLTS PRIOR TO ASSEMBLY.
- DRAWING TO AS1100 DRAWING STANDARDS.
- 316 S.S AND 316 S.S FASTENERS TO BE USED THROUGHOUT FOR COASTAL INSTALLATIONS OR ANY ENVIRONMENT WITH HIGH CORROSION.
- ALL TOLERANCES  $\pm 1.5\text{mm}$  UNLESS OTHERWISE SPECIFIED.

# MATERIAL

- MATERIAL: SEE COMPONENT DRAWING
- COLOUR: SEE COMPONENT DRAWING
- FINISH: SEE COMPONENT DRAWING

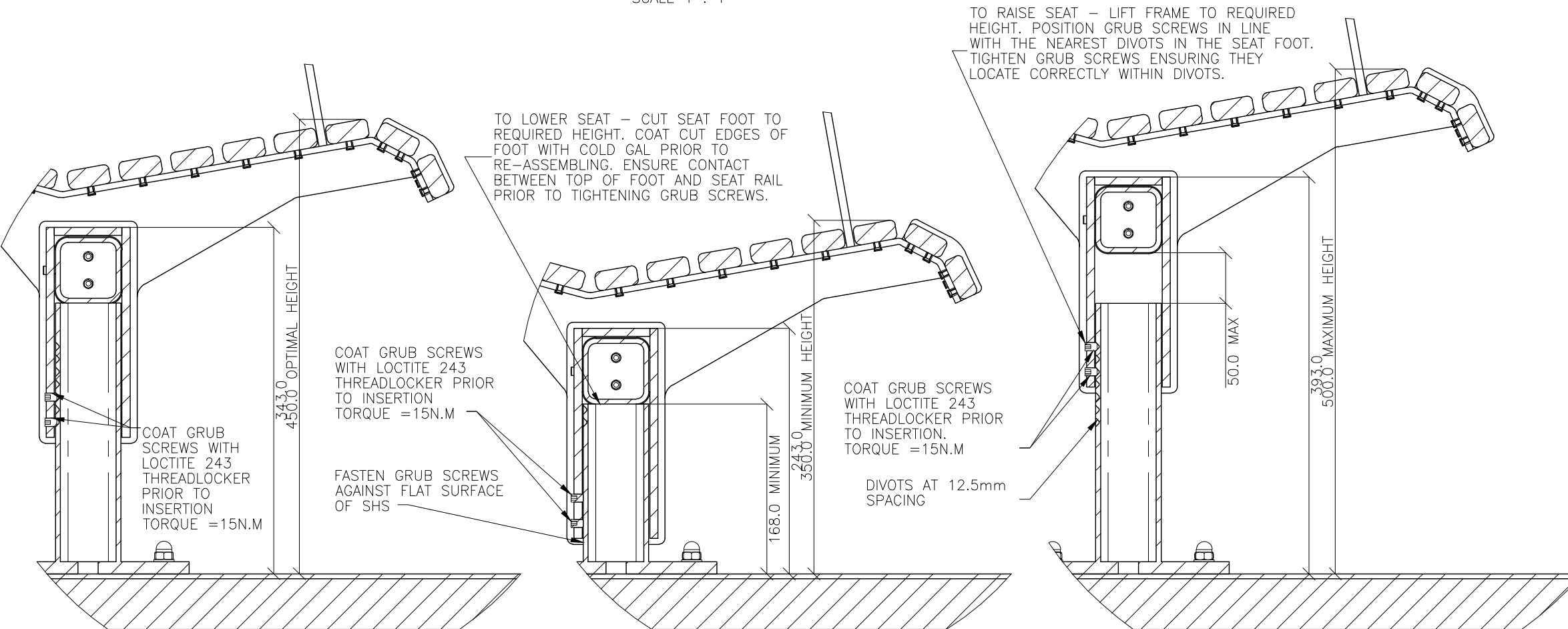
**STRUCTURAL DESIGN REVIEWED AND CERTIFIED FOR ISSUE**

NAME: B.C. PLANT \_\_\_\_\_ RPEQ: 8807  
SIGNATURE: ON ORIGINAL \_\_\_\_\_ DATE: 28/6/12



SECTION VIEW OF INSTALLATION

DETAIL F  
INSTALLATION DETAIL  
SCALE 1 : 1



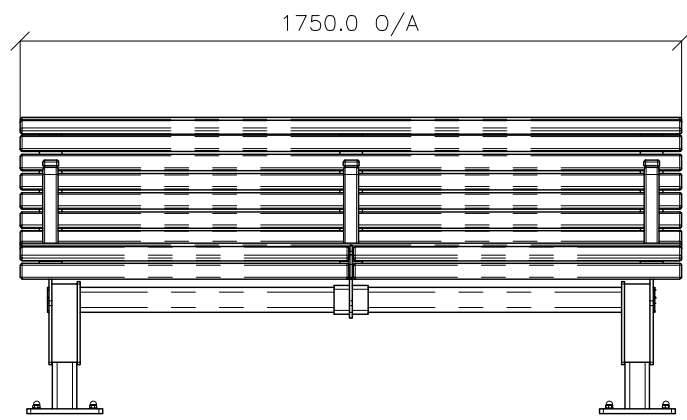
DETAIL G  
HEIGHT ADJUSTMENT DETAIL  
TO ACCOMMODATE SLOPING SURFACES  
SCALE 1 : 5

ISSUE	AMENDMENT	DRAWN DATE	CHK'D DATE	APPR'D DATE
B	Drawing Title Amended	FEB '16	JUL '16	JUL '16
A	Drawing Converted from UMS Series April 2014	APR '14	APR '14	APR '14

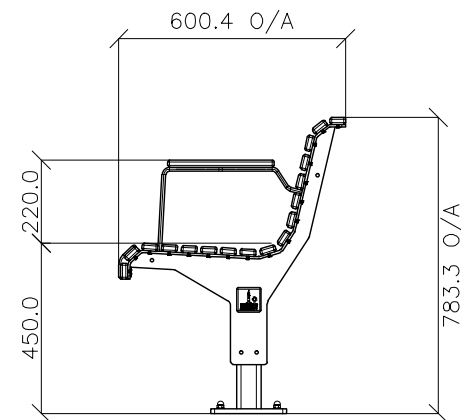
DRAWING AUTHORISED FOR PUBLICATION INGA CONDRIK AUTHORISED 15/04/2014				DESIGN	FORMZOO DESIGN	DATE	JUN '12
ASSET ENGINEERING MANAGER STRATEGIC ASSET MANAGEMENT				DRAWN	AB	DATE	JUN '12
DESIGN APPROVED				CHECKED	VM	DATE	APR '13
VICKI MARTIN SIGNATURE ON ORIGINAL				DRAWING FILENAME	BSD-7201 (B) Standard seat - Installation - Sheet 10 of 10.dwg		
PRINCIPAL PLANNING OFFICER URBAN DESIGN				ASSOCIATED PLANS	SUPERSEDES UMS-563-10		



<b>BRISBANE CITY COUNCIL STANDARD DRAWING</b>	
<b>STANDARD SEAT INSTALLATION SHEET 10 OF 10</b>	
SCALE NOT TO SCALE	DWG No. <b>BSD-7201</b>
ORIGINAL SIZE A3	REVISION B

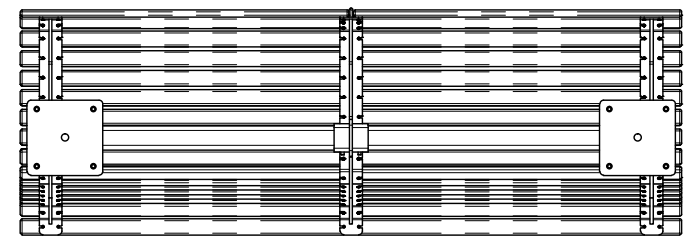


FRONT VIEW

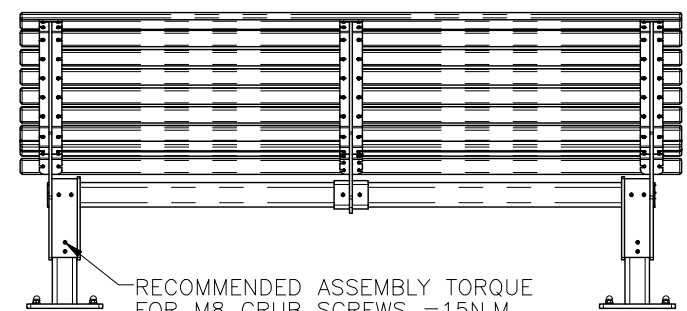


SIDE VIEW

ITEM NO.	DESCRIPTION	QTY.
1	Public Transport Seat Foot	2
2	Public Transport Seat Frame	1
3	Public Transport Seat Armrest Slat	3
4	Public Transport Seat Long Slat	15
5	Public Transport Seat Short Slat	4
6	M10 304 Stainless Steel Flat Washer	8
7	M10 304 Stainless Steel Dome Nut	8
8	M8 x12mm 304 Stainless Steel Grub Screw (Flat Point)	4
9	8G CSK 304 Stainless Steel Pan Head Philips Screw	118

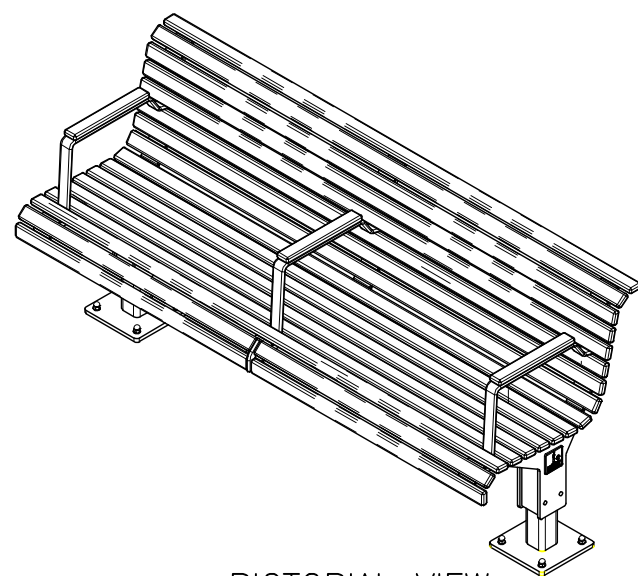


BOTTOM VIEW

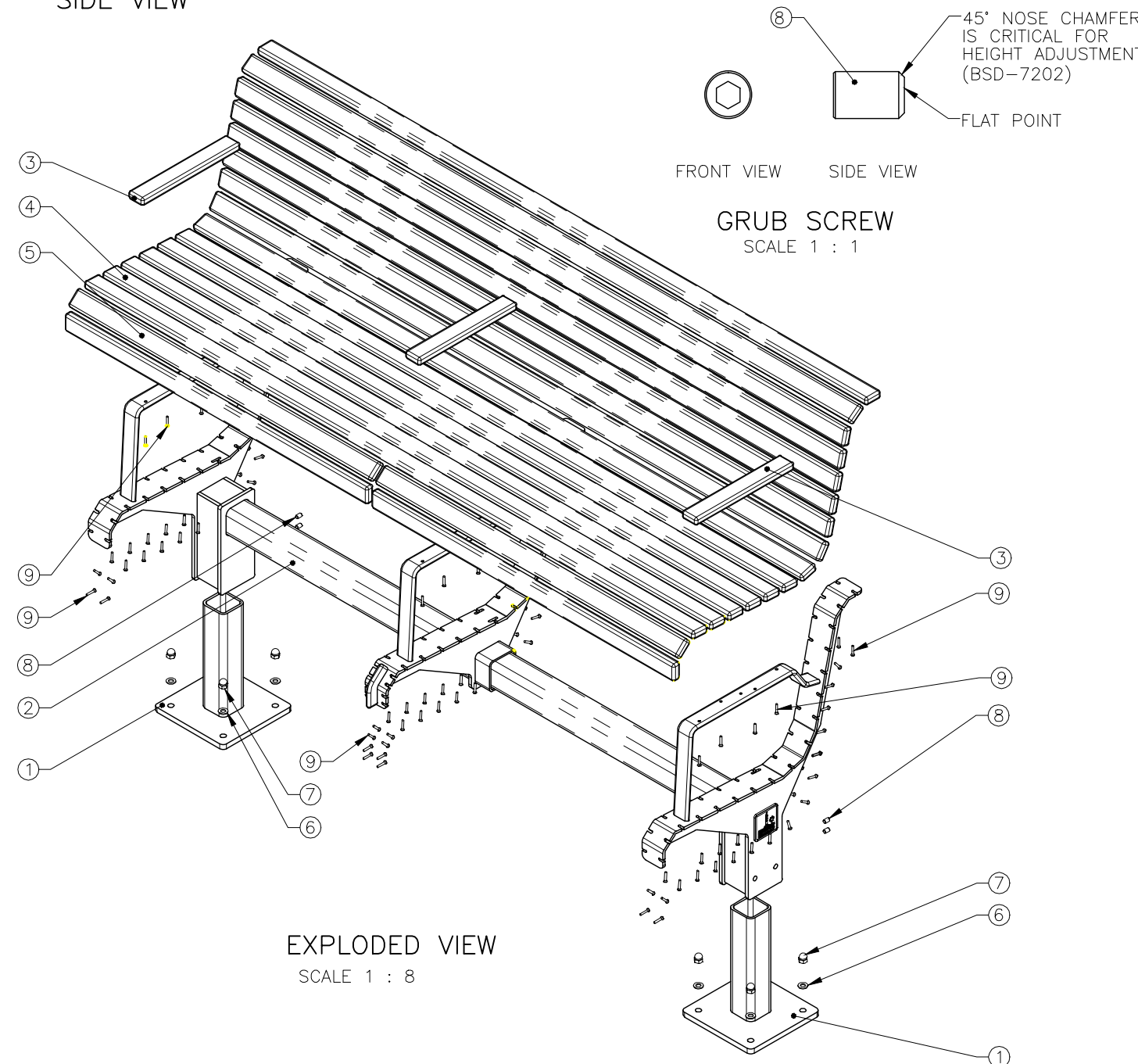


REAR VIEW

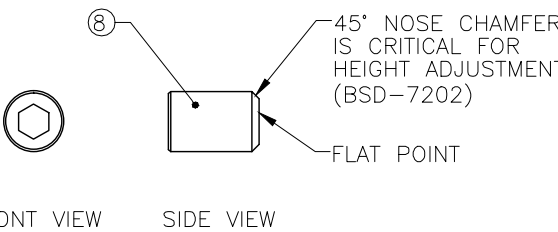
RECOMMENDED ASSEMBLY TORQUE FOR M8 GRUB SCREWS = 15N.M  
COAT WITH LOCTITE 243 THREADLOCKER PRIOR TO INSERTION. REFER TO BSD-7202 FOR FURTHER DETAILS



PICTORIAL VIEW



EXPLODED VIEW  
SCALE 1 : 8



GRUB SCREW  
SCALE 1 : 1

## STANDARDS

DESIGNED IN ACCORDANCE WITH, AND FABRICATION TO MEET THE FOLLOWING STANDARDS:

- COMPLIANT WITH AS1428.2:1992, CLAUSE 27.2 SEATING IN PEDESTRIAN AREAS.
- AS1627.4 METAL FINISHING – PREPARATION AND PRE-TREATMENT OF SURFACES – ABRASIVE BLAST CLEANING OF STEEL.
- AS2312:2002/AMDT 1:2004, GUIDE TO PROTECTION OF IRON AND STEEL AGAINST EXTERIOR ATMOSPHERIC CORROSION, 1994.
- GUIDE TO ENGINEERING PRACTICE, 'PEDESTRIANS', PART 13, AUSTRROADS.
- AS2796.3:1999, TIMBER FOR FURNITURE COMPONENTS.
- AS1604.1-2005, SPECIFICATION FOR PRESERVATIVE TREATMENT, SAWN AND ROUND TIMBER.
- AS4506 –2005, METAL FINISHING– THERMOSET POWDER COATINGS.
- AS4680:2006, HOT DIP GALVANISING.
- POWDERCOATING TO BE IN ACCORDANCE TO AS4506-2005 EXTERNAL EXPOSURE STANDARD WITH PRE-TREATMENT SAND BLAST, ZINC PHOSPHATE, ETC.
- WOOD TREATMENT – IN ACCORDANCE WITH AS1604.1 HAZARD CLASSIFICATION H3 (EXTERIOR ABOVE GROUND) AND AS2796.3 (TIMBER FOR FURNITURE COMPONENTS.)

## NOTES

- WELDING TO BE ACCORDANCE TO AS1554.1 CAT GP WELDING, ALL SHARP EDGES & BURRS REMOVED.
- PART SHOULD BE SUPPLIED CLEAN AND FREE FROM MARKS, BURRS, SCUFFS, DISTORTION AND WARPAGE.
- ENSURE ANTI-SEIZE IS ON ALL NUTS AND BOLTS PRIOR TO ASSEMBLY.
- DRAWING TO AS1100 DRAWING STANDARDS.
- 316 S.S AND 316 S.S FASTENERS TO BE USED THROUGHOUT FOR COASTAL INSTALLATIONS OR ANY ENVIRONMENT WITH HIGH CORROSION.
- ALL TOLERANCES ± 1.5mm UNLESS OTHERWISE SPECIFIED.

## MATERIAL

- MATERIAL: SEE COMPONENT DRAWING
- COLOUR: SEE COMPONENT DRAWING
- FINISH: SEE COMPONENT DRAWING

STRUCTURAL DESIGN REVIEWED AND CERTIFIED FOR ISSUE

NAME: B.C. PLANT RPEQ: 8807  
SIGNATURE: ON ORIGINAL DATE: 28/6/12

ISSUE	AMENDMENT	DRAWN DATE	CHK'D DATE	APPR'D DATE
C	Drawing Title Amended	FEB '16	JUL '16	JUL '16
B	Advertising panel amendments	SEPT '14	SEPT '14	SEPT '14
A	Drawing Converted from UMS Series April 2014	APR '14	APR '14	APR '14


DRAWING AUTHORISED FOR PUBLICATION  
INGA CONDRC AUTHORISED 15/04/2014

ASSET ENGINEERING MANAGER  
STRATEGIC ASSET MANAGEMENT  
DESIGN APPROVED

VICKI MARTIN SIGNATURE ON ORIGINAL

PRINCIPAL PLANNING OFFICER  
URBAN DESIGN

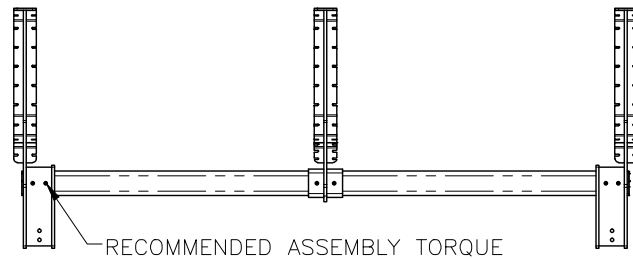
DESIGN	FORMZOO DESIGN	DATE	JUN '12
DRAWN	AB	DATE	JUN '12
CHECKED	VM	DATE	APR '13
DRAWING FILENAME	BSD-7202 (C) Public transport seat - Assembly - Sheet 1 of 10.dwg		
ASSOCIATED PLANS	SUPERSEDES UMS-569-1		



**BRISBANE CITY COUNCIL STANDARD DRAWING**

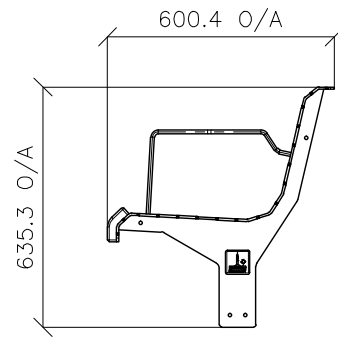
**PUBLIC TRANSPORT SEAT ASSEMBLY**  
SHEET 1 OF 10

SCALE: NOT TO SCALE  
DWG No: **BSD-7202**  
ORIGINAL SIZE: A3  
REVISION: C

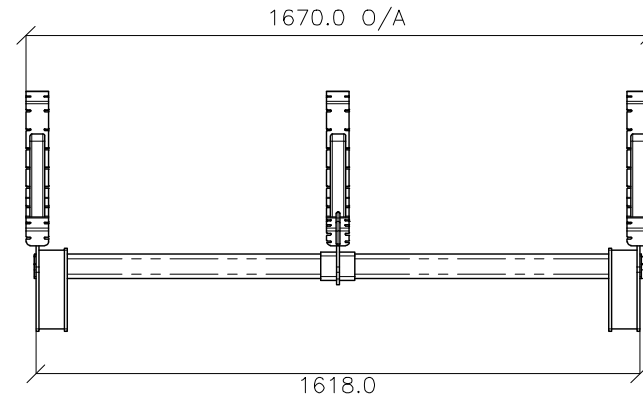


RECOMMENDED ASSEMBLY TORQUE FOR M8 GRUB SCREWS =15N.M  
COAT WITH LOCTITE 243 THREADLOCKER PRIOR TO INSERTION.

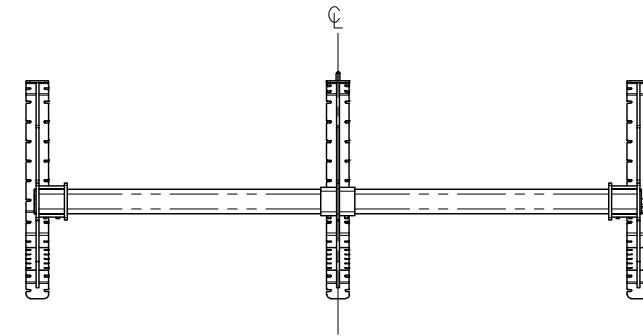
REAR VIEW



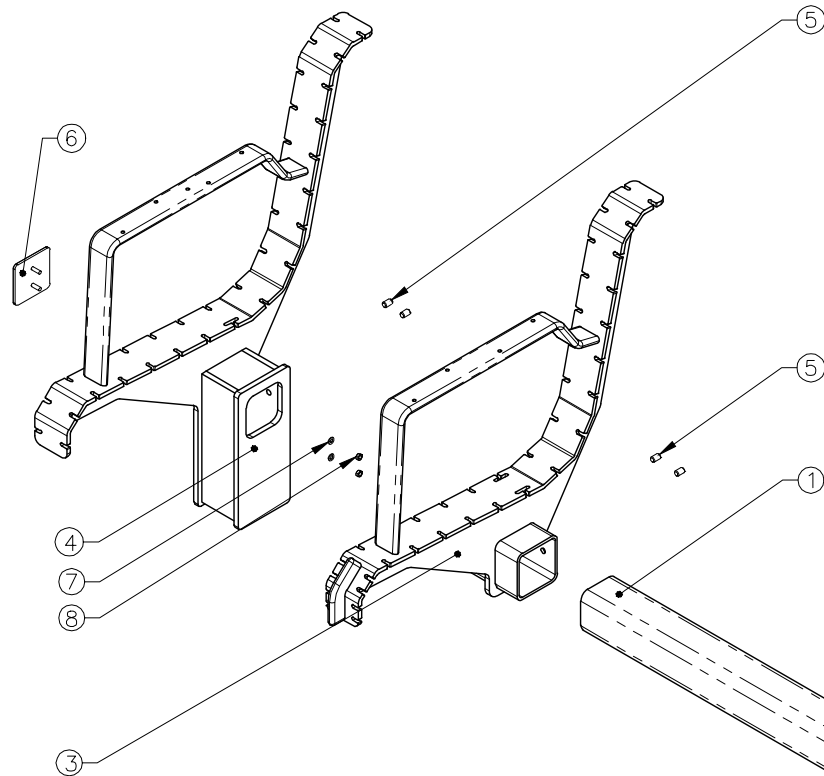
SIDE VIEW



FRONT VIEW

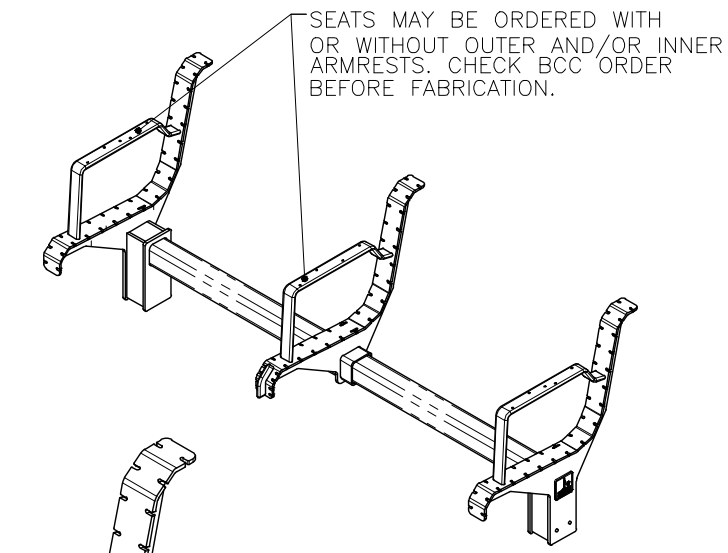


BOTTOM VIEW



EXPLODED VIEW

SCALE 1 : 10



PICTORIAL VIEW

## STANDARDS

DESIGNED IN ACCORDANCE WITH, AND FABRICATION TO MEET THE FOLLOWING STANDARDS:

1. COMPLIANT WITH AS1428.2:1992, CLAUSE 27.2 SEATING IN PEDESTRIAN AREAS.
2. AS1627.4 METAL FINISHING - PREPARATION AND PRE-TREATMENT OF SURFACES - ABRASIVE BLAST CLEANING OF STEEL.
3. AS2312:2002/AMDT 1:2004, GUIDE TO PROTECTION OF IRON AND STEEL AGAINST EXTERIOR ATMOSPHERIC CORROSION, 1994.
4. GUIDE TO ENGINEERING PRACTICE, 'PEDESTRIANS', PART 13, AUSTRROADS.
5. AS2796.3:1999, TIMBER FOR FURNITURE COMPONENTS.
6. AS1604.1-2005, SPECIFICATION FOR PRESERVATIVE TREATMENT, SAWN AND ROUND TIMBER.
7. AS4506 -2005, METAL FINISHING- THERMOSET POWDER COATINGS.
8. AS4680:2006, HOT DIP GALVANISING.
9. POWDERCOATING TO BE IN ACCORDANCE TO AS4506-2005 EXTERNAL EXPOSURE STANDARD WITH PRE-TREATMENT SAND BLAST, ZINC PHOSPHATE, ETC.
10. WOOD TREATMENT - IN ACCORDANCE WITH AS1604.1 HAZARD CLASSIFICATION H3 (EXTERIOR ABOVE GROUND) AND AS2796.3 (TIMBER FOR FURNITURE COMPONENTS.)

## NOTES

1. WELDING TO BE ACCORDANCE TO AS1554.1 CAT GP WELDING, ALL SHARP EDGES & BURRS REMOVED.
2. PART SHOULD BE SUPPLIED CLEAN AND FREE FROM MARKS, BURRS, SCUFFS, DISTORTION AND WARPAGE.
3. ENSURE ANTI-SEIZE IS ON ALL NUTS AND BOLTS PRIOR TO ASSEMBLY.
4. DRAWING TO AS1100 DRAWING STANDARDS.
5. 316 S.S AND 316 S.S FASTENERS TO BE USED THROUGHOUT FOR COASTAL INSTALLATIONS OR ANY ENVIRONMENT WITH HIGH CORROSION.
6. ALL TOLERANCES  $\pm 1.5\text{mm}$  UNLESS OTHERWISE SPECIFIED.

## MATERIAL

1. MATERIAL: SEE COMPONENT DRAWING
2. COLOUR: SEE COMPONENT DRAWING
3. FINISH: SEE COMPONENT DRAWING

ITEM NO.	DESCRIPTION	QTY.
1	Public Transport Seat Rail	1
2	Public Transport Seat Outer Spine (Right)	1
3	Public Transport Seat Inner Spine	1
4	Public Transport Seat Outer Spine (Left)	1
5	M8 x12mm 304 Stainless Steel Grub Screw (Flat Point)	6
6	Public Transport Seat Logo Badge	2
7	M5 304 Stainless Steel Spring Washer	4
8	M5 304 Stainless Steel Nyloc Nut	4

STRUCTURAL DESIGN REVIEWED AND CERTIFIED FOR ISSUE

NAME: B.C. PLANT RPEQ: 8807

SIGNATURE: ON ORIGINAL DATE: 28/ 6 /12

ISSUE	AMENDMENT	DRAWN DATE	CHK'D DATE	APPR'D DATE
C	Drawing Title Amended	FEB '16	JUL '16	JUL '16
B	Advertising panel amendments	SEPT '14	SEPT '14	SEPT '14
A	ORIGINAL ISSUE	OCT '13	OCT '13	OCT '13

DRAWING AUTHORISED FOR PUBLICATION  
INGA CONDRC AUTHORIZED 15/04/2014

ASSET ENGINEERING MANAGER  
STRATEGIC ASSET MANAGEMENT  
DESIGN APPROVED

VICKI MARTIN SIGNATURE ON ORIGINAL

PRINCIPAL PLANNING OFFICER  
URBAN DESIGN

DESIGN	FORMZOO DESIGN	DATE	JUN '12
DRAWN	AB	DATE	JUN '12
CHECKED	VM	DATE	APR '13
DRAWING FILENAME	BSD-7202 (C) Public transport seat - Frame assembly - Sheet 2 of 10.dwg		
ASSOCIATED PLANS	SUPERSEDES UMS-569-2		



## BRISBANE CITY COUNCIL STANDARD DRAWING

PUBLIC TRANSPORT SEAT  
FRAME ASSEMBLY  
SHEET 2 OF 10

SCALE NOT TO SCALE

DWG No. **BSD-7202**

ORIGINAL SIZE A3

REVISION C

# STANDARDS

DESIGNED IN ACCORDANCE WITH, AND FABRICATION TO MEET THE FOLLOWING STANDARDS:

1. COMPLIANT WITH AS1428.2:1992, CLAUSE 27.2 SEATING IN PEDESTRIAN AREAS.
2. AS1627.4 METAL FINISHING - PREPARATION AND PRE-TREATMENT OF SURFACES - ABRASIVE BLAST CLEANING OF STEEL.
3. AS2312:2002/AMDT 1:2004, GUIDE TO PROTECTION OF IRON AND STEEL AGAINST EXTERIOR ATMOSPHERIC CORROSION, 1994.
4. GUIDE TO ENGINEERING PRACTICE, 'PEDESTRIANS', PART 13, AUSTRROADS.
5. AS2796.3:1999, TIMBER FOR FURNITURE COMPONENTS.
6. AS1604.1-2005, SPECIFICATION FOR PRESERVATIVE TREATMENT, SAWN AND ROUND TIMBER.
7. AS4506 -2005, METAL FINISHING- THERMOSET POWDER COATINGS.
8. AS4680:2006, HOT DIP GALVANISING. POWDERCOATING TO BE IN ACCORDANCE TO AS4506-2005 EXTERNAL EXPOSURE STANDARD WITH PRE-TREATMENT SAND BLAST, ZINC PHOSPHATE, ETC.
9. WOOD TREATMENT - IN ACCORDANCE WITH AS1604.1 HAZARD CLASSIFICATION H3 (EXTERIOR ABOVE GROUND) AND AS2796.3 (TIMBER FOR FURNITURE COMPONENTS.)

# NOTES

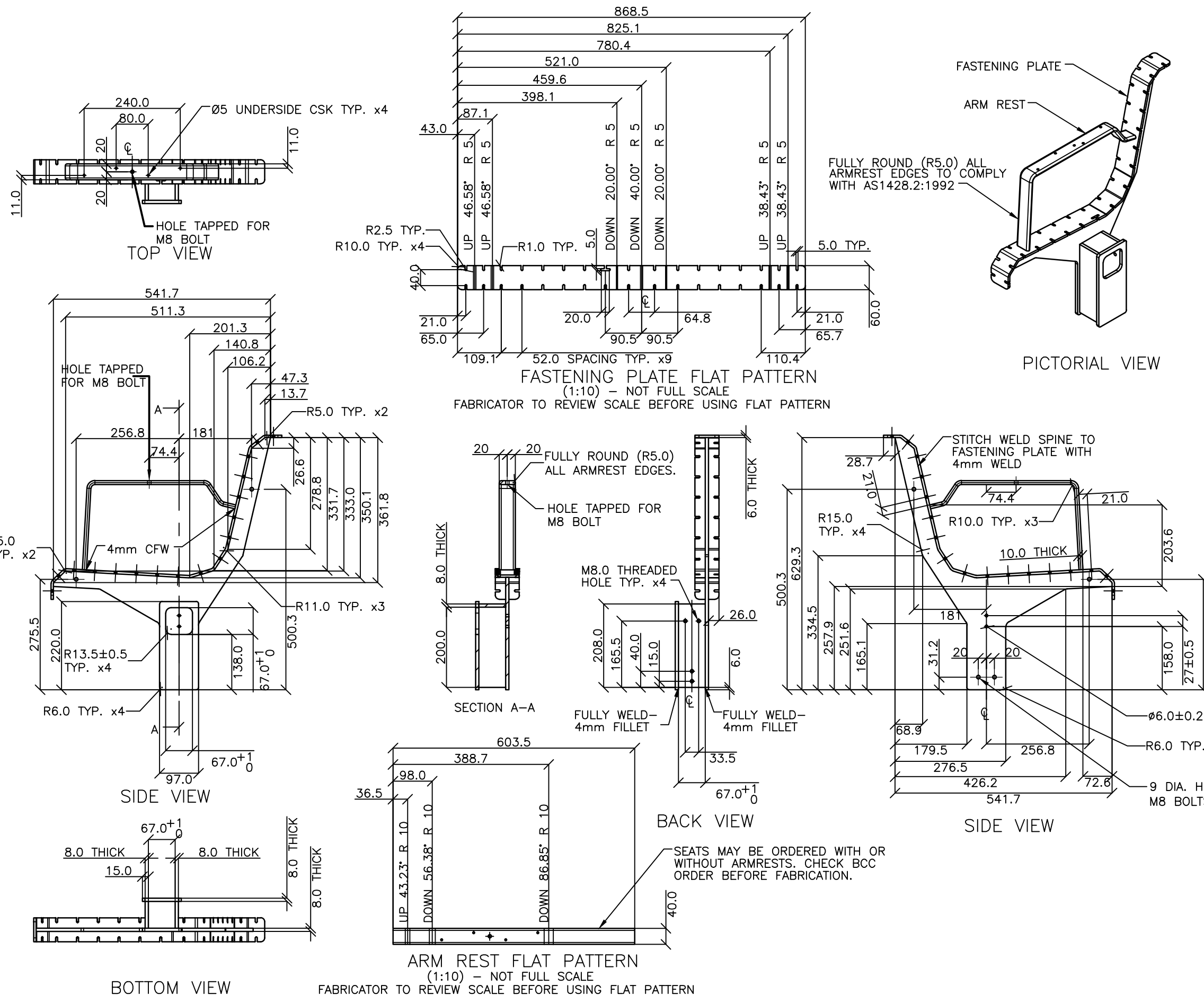
1. WELDING TO BE ACCORDANCE TO AS1554.1 CAT GP WELDING, ALL SHARP EDGES & BURRS REMOVED.
2. PART SHOULD BE SUPPLIED CLEAN AND FREE FROM MARKS, BURRS, SCUFFS, DISTORTION AND WARPAGE.
3. ENSURE ANTI-SEIZE IS ON ALL NUTS AND BOLTS PRIOR TO ASSEMBLY.
4. DRAWING TO AS1100 DRAWING STANDARDS.
5. 316 S.S AND 316 S.S FASTENERS TO BE USED THROUGHOUT FOR COASTAL INSTALLATIONS OR ANY ENVIRONMENT WITH HIGH CORROSION.
6. ALL TOLERANCES ± 1.5mm UNLESS OTHERWISE SPECIFIED.

# MATERIAL

1. MATERIAL: MILD STEEL
2. COLOUR: DULUX 'METROPOLIS STORM PEARL' OR APPROVED EQUIVALENT
3. FINISH: GALVANISED AND POWDER COATED


**STRUCTURAL DESIGN REVIEWED AND CERTIFIED FOR ISSUE**

NAME: B.C. PLANT RPEQ: 8807  
SIGNATURE: ON ORIGINAL DATE: 28/6/12



ISSUE	AMENDMENT	DRAWN DATE	CHK'D DATE	APPR'D DATE
D	Colour Finish Requirements Updated (Material Notes)	MAY '17	MAY '17	MAY '17
C	Drawing Title Amended	FEB '16	JUL '16	JUL '16
B	Advertising panel amendments	SEPT '14	SEPT '14	SEPT '14
A	Drawing Converted from UMS Series April 2014	APR '14	APR '14	APR '14

DESIGN	FORMZOO DESIGN	DATE	JUN '12
DRAWN	AB	DATE	JUN '12
CHECKED	VM	DATE	APR '13
DRAWING FILENAME	BSD-7202 (C) Public transport seat - Outer spine (right) - Sheet 3 of 10.dwg		
ASSOCIATED PLANS	SUPERSEDES UMS-569-3		

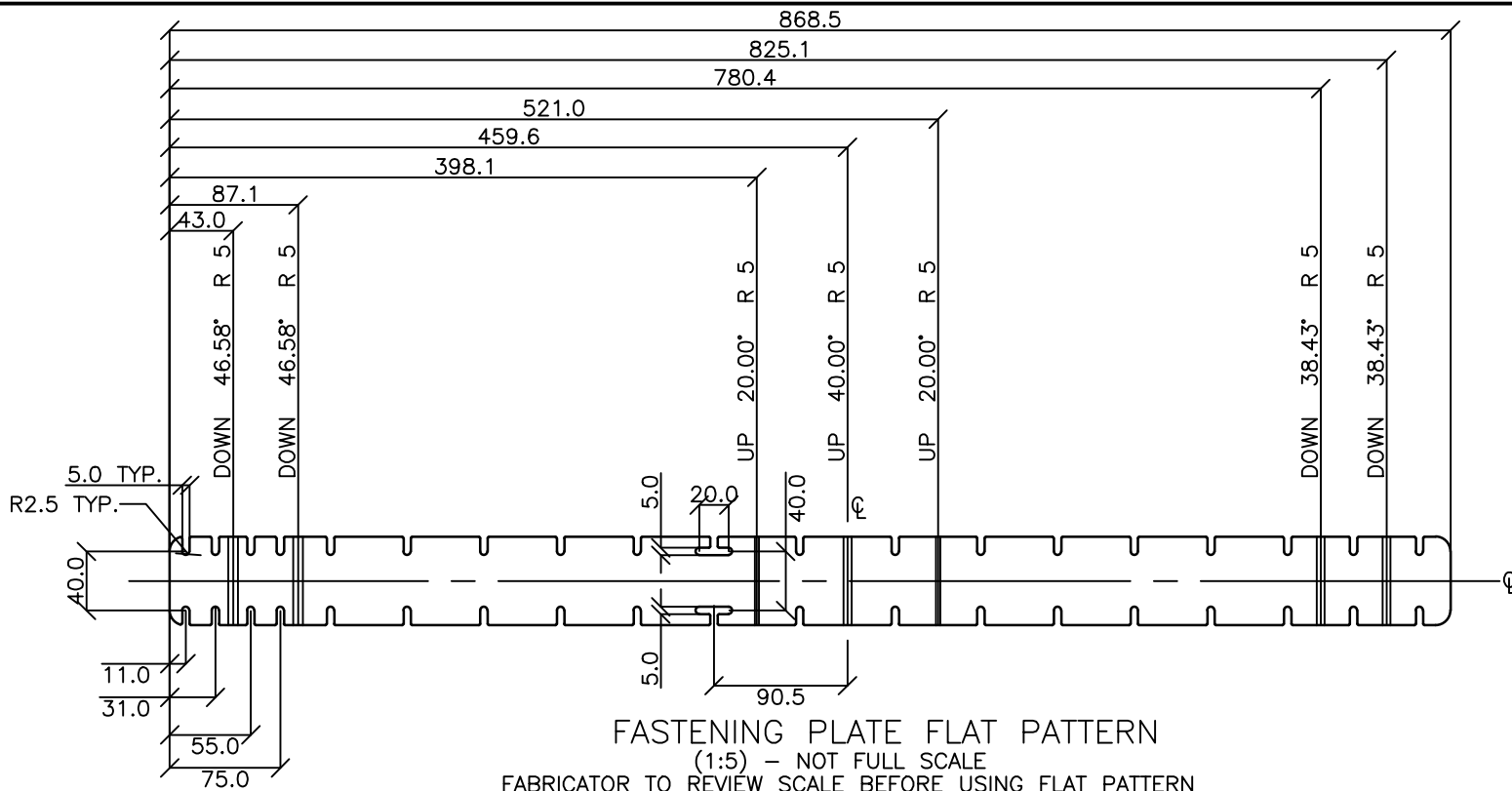


**BRISBANE CITY COUNCIL STANDARD DRAWING**

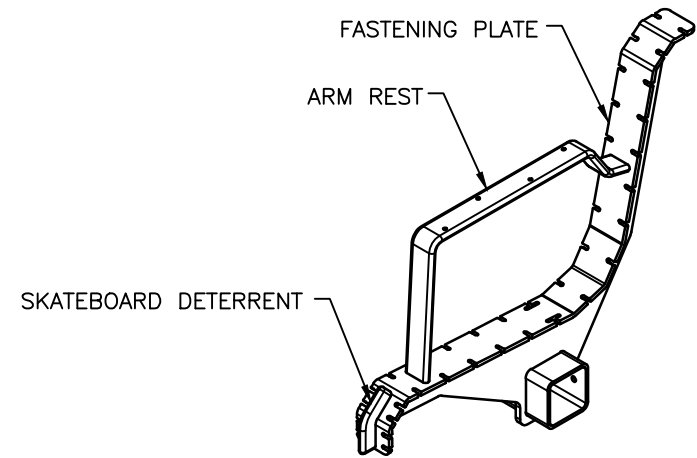
**PUBLIC TRANSPORT SEAT OUTER SPINE (RIGHT)**  
**SHEET 3 OF 10**

SCALE: NOT TO SCALE  
DWG No. **BSD-7202**  
ORIGINAL SIZE: A3 REVISION: D



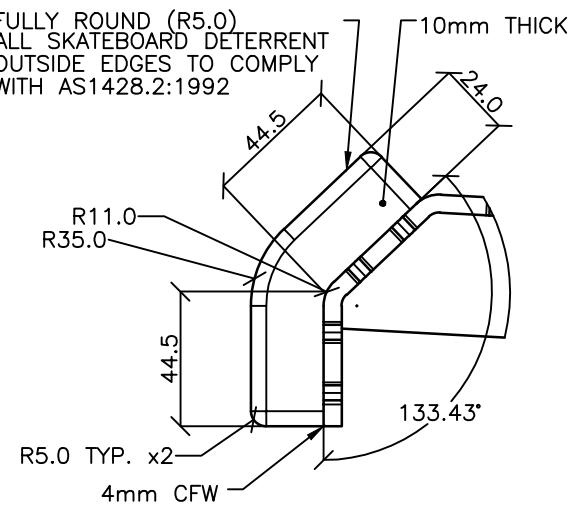


FASTENING PLATE FLAT PATTERN  
(1:5) - NOT FULL SCALE  
FABRICATOR TO REVIEW SCALE BEFORE USING FLAT PATTERN

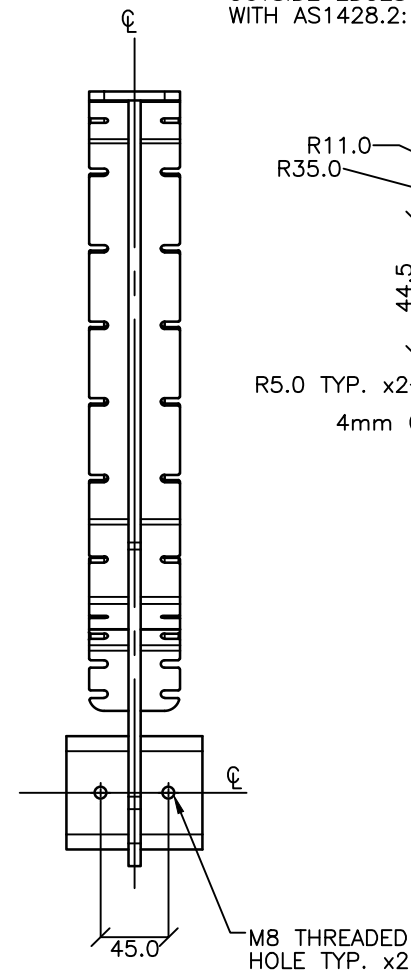


PICTORIAL VIEW

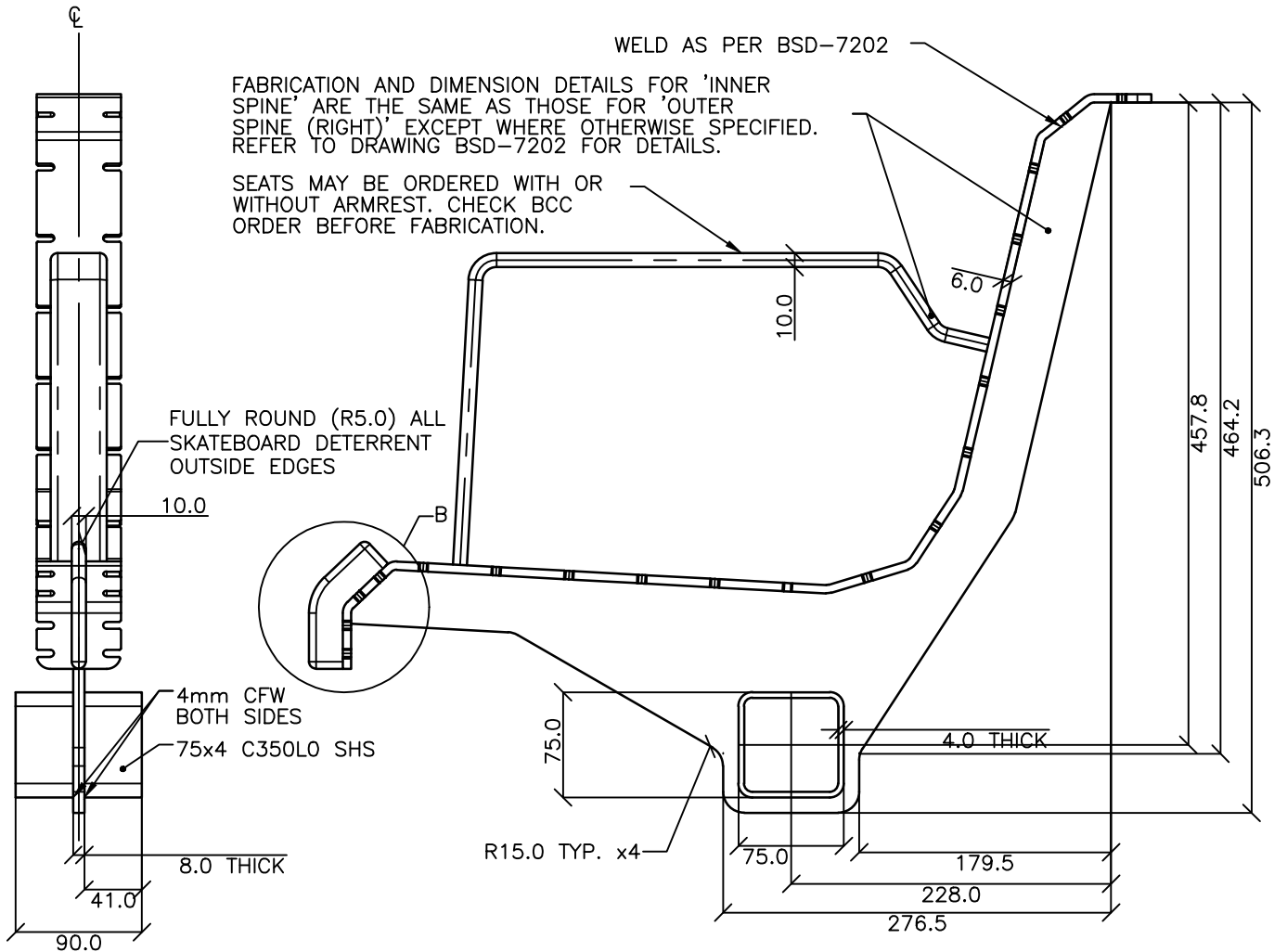
FULLY ROUND (R5.0)  
ALL SKATEBOARD DETERRENT  
OUTSIDE EDGES TO COMPLY  
WITH AS1428.2:1992



DETAIL B  
SKATEBOARD DETERRENT DETAIL  
SCALE 2 : 5



BACK VIEW



FRONT VIEW

SIDE VIEW

## STANDARDS

DESIGNED IN ACCORDANCE WITH, AND FABRICATION TO MEET THE FOLLOWING STANDARDS:

1. COMPLIANT WITH AS1428.2:1992, CLAUSE 27.2 SEATING IN PEDESTRIAN AREAS.
2. AS1627.4 METAL FINISHING - PREPARATION AND PRE-TREATMENT OF SURFACES - ABRASIVE BLAST CLEANING OF STEEL.
3. AS2312:2002/AMDT 1:2004, GUIDE TO PROTECTION OF IRON AND STEEL AGAINST EXTERIOR ATMOSPHERIC CORROSION, 1994.
4. GUIDE TO ENGINEERING PRACTICE, 'PEDESTRIANS', PART 13, AUSTRROADS.
5. AS2796.3:1999, TIMBER FOR FURNITURE COMPONENTS.
6. AS1604.1-2005, SPECIFICATION FOR PRESERVATIVE TREATMENT, SAWN AND ROUND TIMBER.
7. AS4506 -2005, METAL FINISHING- THERMOSET POWDER COATINGS.
8. AS4680:2006, HOT DIP GALVANISING.
9. POWDERCOATING TO BE IN ACCORDANCE TO AS4506-2005 EXTERNAL EXPOSURE STANDARD WITH PRE-TREATMENT SAND BLAST, ZINC PHOSPHATE, ETC.
10. WOOD TREATMENT - IN ACCORDANCE WITH AS1604.1 HAZARD CLASSIFICATION H3 (EXTERIOR ABOVE GROUND) AND AS2796.3 (TIMBER FOR FURNITURE COMPONENTS.)

## NOTES

1. WELDING TO BE ACCORDANCE TO AS1554.1 CAT GP WELDING, ALL SHARP EDGES & BURRS REMOVED.
2. PART SHOULD BE SUPPLIED CLEAN AND FREE FROM MARKS, BURRS, SCUFFS, DISTORTION AND WARPAGE.
3. ENSURE ANTI-SEIZE IS ON ALL NUTS AND BOLTS PRIOR TO ASSEMBLY.
4. DRAWING TO AS1100 DRAWING STANDARDS.
5. 316 S.S AND 316 S.S FASTENERS TO BE USED THROUGHOUT FOR COASTAL INSTALLATIONS OR ANY ENVIRONMENT WITH HIGH CORROSION.
6. ALL TOLERANCES  $\pm 1.5\text{mm}$  UNLESS OTHERWISE SPECIFIED.
7. FABRICATION AND DIMENSION DETAILS FOR 'SEAT INNER SPINE' ARE THE SAME AS THOSE FOR 'SEAT OUTER SPINE (RIGHT)' EXCEPT WHERE OTHERWISE SPECIFIED. REFER TO DRAWING BSD-7202 FOR DETAILS.

## MATERIAL

1. MATERIAL: MILD STEEL
2. COLOUR: DULUX 'METROPOLIS STORM PEARL' OR APPROVED EQUIVALENT
3. FINISH: GALVANISED AND POWDER COATED

**STRUCTURAL DESIGN REVIEWED AND CERTIFIED FOR ISSUE**

NAME: B.C. PLANT RPEQ: 8807  
SIGNATURE: ON ORIGINAL DATE: 28/ 6 / 12

ISSUE	AMENDMENT	DRAWN DATE	CHK'D DATE	APPR'D DATE
C	Colour Finish Requirement Updated (Material Notes)	MAY '17	MAY '17	MAY '17
B	Drawing Title Amended	FEB '16	JUL '16	JUL '16
A	Drawing Converted from UMS Series April 2014	APR '14	APR '14	APR '14


DRAWING AUTHORISED FOR PUBLICATION  
INGA CONDRIK AUTHORISED 15/04/2014

ASSET ENGINEERING MANAGER  
STRATEGIC ASSET MANAGEMENT  
DESIGN APPROVED

VICKI MARTIN SIGNATURE ON ORIGINAL

PRINCIPAL PLANNING OFFICER  
URBAN DESIGN

DESIGN	FORMZOO DESIGN	DATE	JUN '12
DRAWN	AB	DATE	JUN '12
CHECKED	VM	DATE	APR '13
DRAWING FILENAME	BSD-7202 (B) Public transport seat - Inner spine - Sheet 4 of 10.dwg		
ASSOCIATED PLANS	SUPERSEDES UMS-569-4		



**BRISBANE CITY COUNCIL STANDARD DRAWING**

**PUBLIC TRANSPORT SEAT INNER SPINE SHEET 4 OF 10**

SCALE: NOT TO SCALE  
DWG No: **BSD-7202**  
ORIGINAL SIZE: A3  
REVISION: C

## STANDARDS

DESIGNED IN ACCORDANCE WITH, AND FABRICATION TO MEET THE FOLLOWING STANDARDS:

1. COMPLIANT WITH AS1428.2:1992, CLAUSE 27.2 SEATING IN PEDESTRIAN AREAS.
2. AS1627.4 METAL FINISHING – PREPARATION AND PRE-TREATMENT OF SURFACES – ABRASIVE BLAST CLEANING OF STEEL.
3. AS2312:2002/AMDT 1:2004, GUIDE TO PROTECTION OF IRON AND STEEL AGAINST EXTERIOR ATMOSPHERIC CORROSION, 1994.
4. GUIDE TO ENGINEERING PRACTICE, 'PEDESTRIANS', PART 13, AUSTRROADS.
5. AS2796.3:1999, TIMBER FOR FURNITURE COMPONENTS.
6. AS1604.1-2005, SPECIFICATION FOR PRESERVATIVE TREATMENT, SAWN AND ROUND TIMBER.
7. AS4506 –2005, METAL FINISHING– THERMOSET POWDER COATINGS.
8. AS4680:2006, HOT DIP GALVANISING. POWDERCOATING TO BE IN ACCORDANCE TO AS4506-2005 EXTERNAL EXPOSURE STANDARD WITH PRE-TREATMENT SAND BLAST, ZINC PHOSPHATE, ETC.
9. WOOD TREATMENT – IN ACCORDANCE WITH AS1604.1 HAZARD CLASSIFICATION H3 (EXTERIOR ABOVE GROUND) AND AS2796.3 (TIMBER FOR FURNITURE COMPONENTS.)

## NOTES

1. WELDING TO BE ACCORDANCE TO AS1554.1 CAT GP WELDING, ALL SHARP EDGES & BURRS REMOVED.
2. PART SHOULD BE SUPPLIED CLEAN AND FREE FROM MARKS, BURRS, SCUFFS, DISTORTION AND WARPAGE.
3. ENSURE ANTI-SEIZE IS ON ALL NUTS AND BOLTS PRIOR TO ASSEMBLY.
4. DRAWING TO AS1100 DRAWING STANDARDS.
5. 316 S.S AND 316 S.S FASTENERS TO BE USED THROUGHOUT FOR COASTAL INSTALLATIONS OR ANY ENVIRONMENT WITH HIGH CORROSION.
6. ALL TOLERANCES  $\pm 1.5\text{mm}$  UNLESS OTHERWISE SPECIFIED.
7. THIS IS A LEFT HAND (MIRRORED) VERSION OF PART 'SEAT OUTER SPINE (RIGHT)' – REFER TO DRAWING BSD-7202 FOR FABRICATION AND DIMENSION DETAILS.

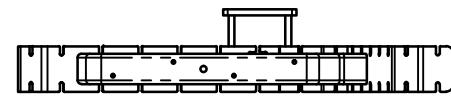
## MATERIAL

1. MATERIAL: MILD STEEL
2. COLOUR: DULUX 'METROPOLIS STORM PEARL' OR APPROVED EQUIVALENT
3. FINISH: GALVANISED AND POWDER COATED

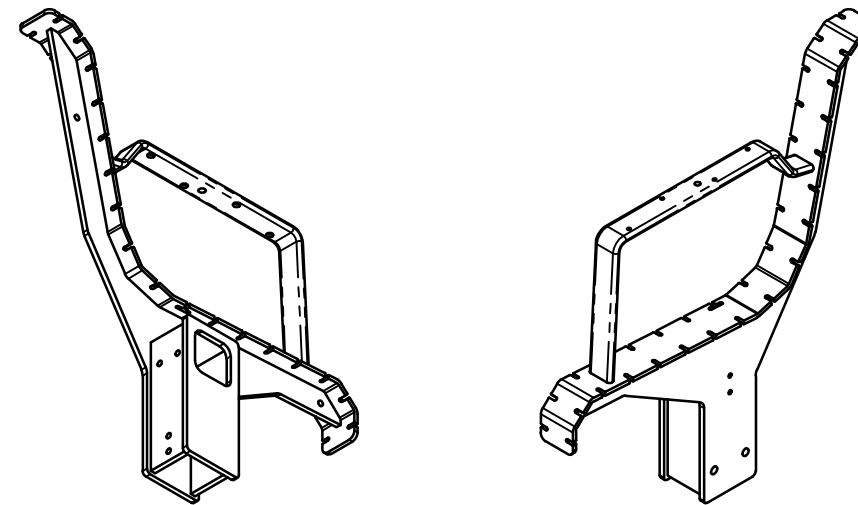
**STRUCTURAL DESIGN REVIEWED AND CERTIFIED FOR ISSUE**

NAME: B.C. PLANT \_\_\_\_\_ RPEQ: 8807 \_\_\_\_\_

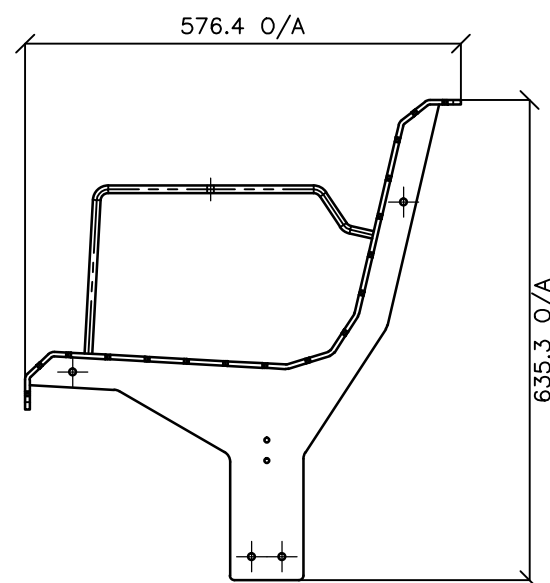
SIGNATURE: ON ORIGINAL \_\_\_\_\_ DATE: 28/6/12 \_\_\_\_\_



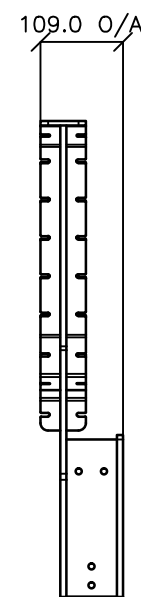
TOP VIEW



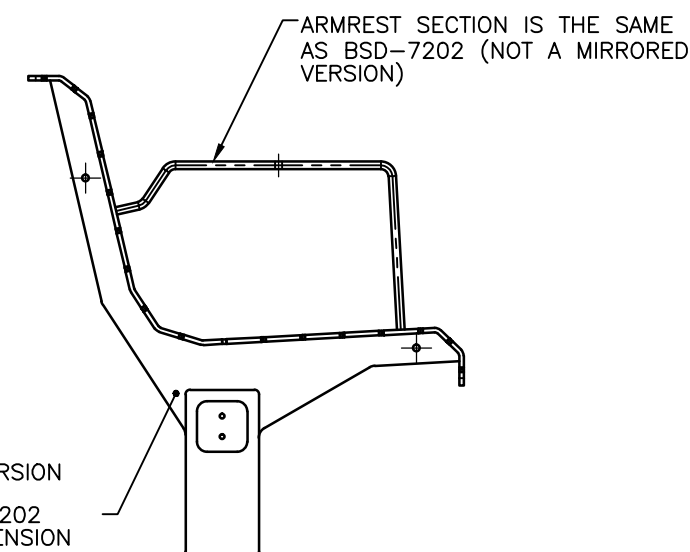
PICTORIAL VIEWS



RIGHT SIDE VIEW

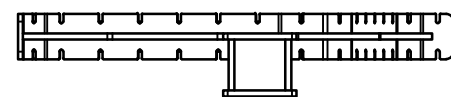


BACK VIEW




LEFT SIDE VIEW

LEFT HAND (MIRRORED) VERSION OF 'OUTER SPINE (RIGHT)', REFER TO DRAWING BSD-7202 FOR FABRICATION AND DIMENSION DETAILS.



BOTTOM VIEW

ISSUE	AMENDMENT	DRAWN DATE	CHK'D DATE	APPR'D DATE	DRAWING AUTHORITY	DESIGN	FORMZOO DESIGN	DATE	JUN '12		BRISBANE CITY COUNCIL STANDARD DRAWING		
D	Colour Finish requirements Updated (Material Notes)	MAY '17	MAY '17	MAY '17	DRAWING AUTHORIZED FOR PUBLICATION INGA CONDRIK AUTHORIZED 15/04/2014	DRAWN	AB	DATE	JUN '12		SCALE	NOT TO SCALE	
C	Drawing Title Amended	FEB '16	JUL '16	JUL '16	ASSET ENGINEERING MANAGER STRATEGIC ASSET MANAGEMENT	CHECKED	VM	DATE	APR '13		DWG No.	BSD-7202	
B	Advertising panel amendments	SEPT '14	SEPT '14	SEPT '14	DESIGN APPROVED VICKI MARTIN SIGNATURE ON ORIGINAL	DRAWING FILENAME	BSD-7202 (C) Public transport seat - Outer spine (left) - Sheet 5 of 10.dwg				ORIGINAL SIZE	A3	REVISION
A	Drawing Converted from UMS Series April 2014	APR '14	APR '14	APR '14	PRINCIPAL PLANNING OFFICER URBAN DESIGN	ASSOCIATED PLANS	SUPERSEDES UMS-569-5			PUBLIC TRANSPORT SEAT OUTER SPINE (LEFT) SHEET 5 OF 10			

# STANDARDS

DESIGNED IN ACCORDANCE WITH, AND FABRICATION TO MEET THE FOLLOWING STANDARDS:

1. COMPLIANT WITH AS1428.2:1992, CLAUSE 27.2 SEATING IN PEDESTRIAN AREAS.
2. AS1627.4 METAL FINISHING – PREPARATION AND PRE-TREATMENT OF SURFACES – ABRASIVE BLAST CLEANING OF STEEL.
3. AS2312:2002/AMDT 1:2004, GUIDE TO PROTECTION OF IRON AND STEEL AGAINST EXTERIOR ATMOSPHERIC CORROSION, 1994.
4. GUIDE TO ENGINEERING PRACTICE, 'PEDESTRIANS', PART 13, AUSTRROADS.
5. AS2796.3:1999, TIMBER FOR FURNITURE COMPONENTS.
6. AS1604.1-2005, SPECIFICATION FOR PRESERVATIVE TREATMENT, SAWN AND ROUND TIMBER.
7. AS4506 –2005, METAL FINISHING– THERMOSET POWDER COATINGS.
8. AS4680:2006, HOT DIP GALVANISING. POWDERCOATING TO BE IN ACCORDANCE TO AS4506-2005 EXTERNAL EXPOSURE STANDARD WITH PRE-TREATMENT SAND BLAST, ZINC PHOSPHATE, ETC.
9. WOOD TREATMENT – IN ACCORDANCE WITH AS1604.1 HAZARD CLASSIFICATION H3 (EXTERIOR ABOVE GROUND) AND AS2796.3 (TIMBER FOR FURNITURE COMPONENTS.)

# NOTES

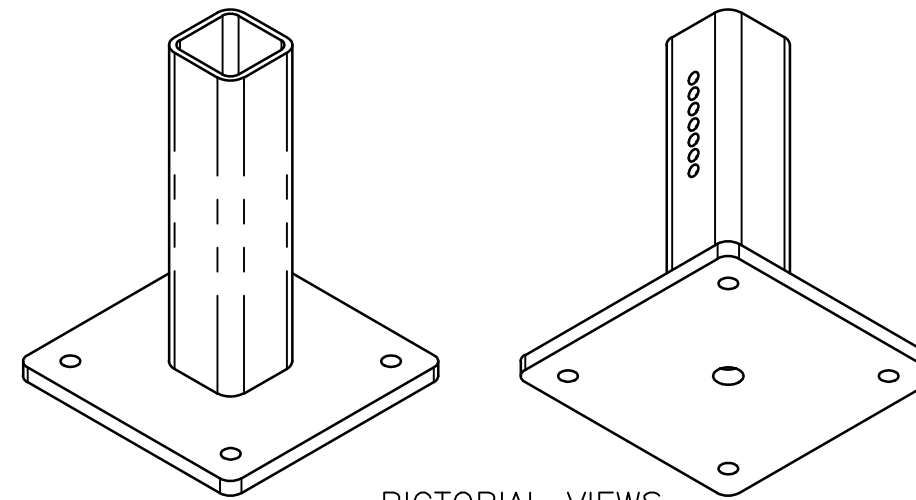
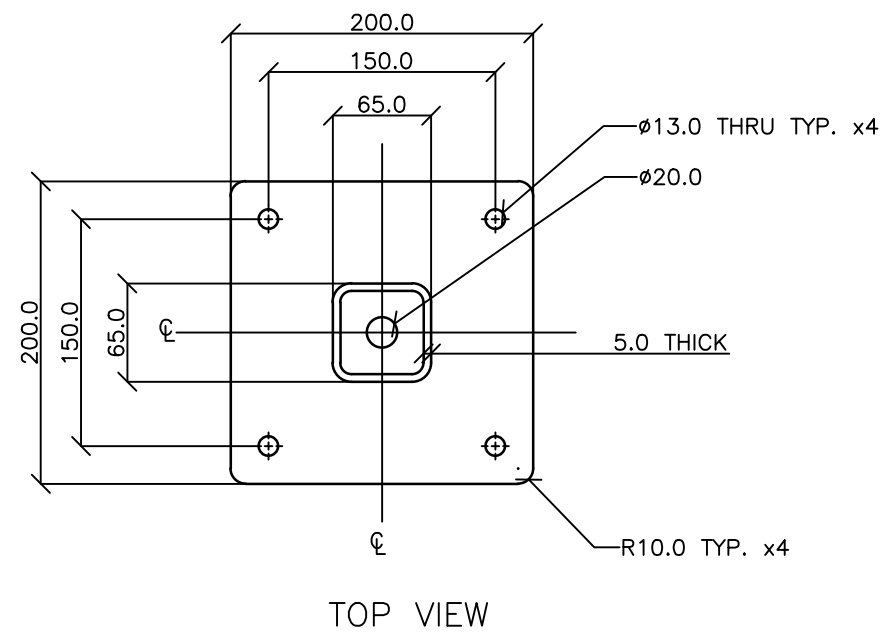
1. WELDING TO BE ACCORDANCE TO AS1554.1 CAT GP WELDING, ALL SHARP EDGES & BURRS REMOVED.
2. PART SHOULD BE SUPPLIED CLEAN AND FREE FROM MARKS, BURRS, SCUFFS, DISTORTION AND WARPAGE.
3. ENSURE ANTI-SEIZE IS ON ALL NUTS AND BOLTS PRIOR TO ASSEMBLY.
4. DRAWING TO AS1100 DRAWING STANDARDS.
5. 316 S.S AND 316 S.S FASTENERS TO BE USED THROUGHOUT FOR COASTAL INSTALLATIONS OR ANY ENVIRONMENT WITH HIGH CORROSION.
6. ALL TOLERANCES  $\pm 1.5\text{mm}$  UNLESS OTHERWISE SPECIFIED.
7. SEAT FOOT IS THE SAME PART AS BENCH FOOT (REFER TO DRAWING BSD-7203)

# MATERIAL

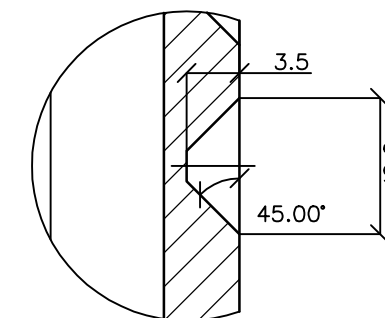
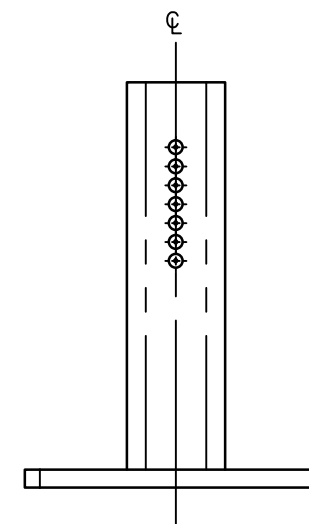
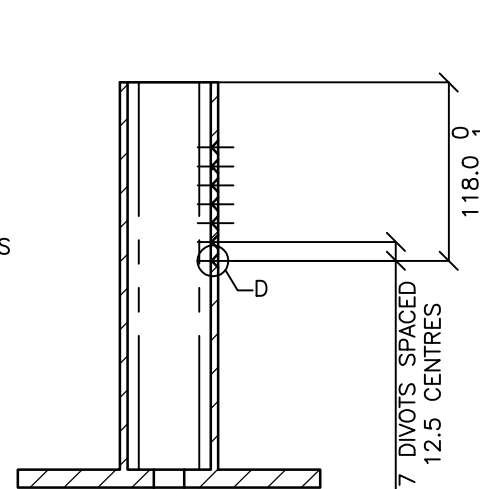
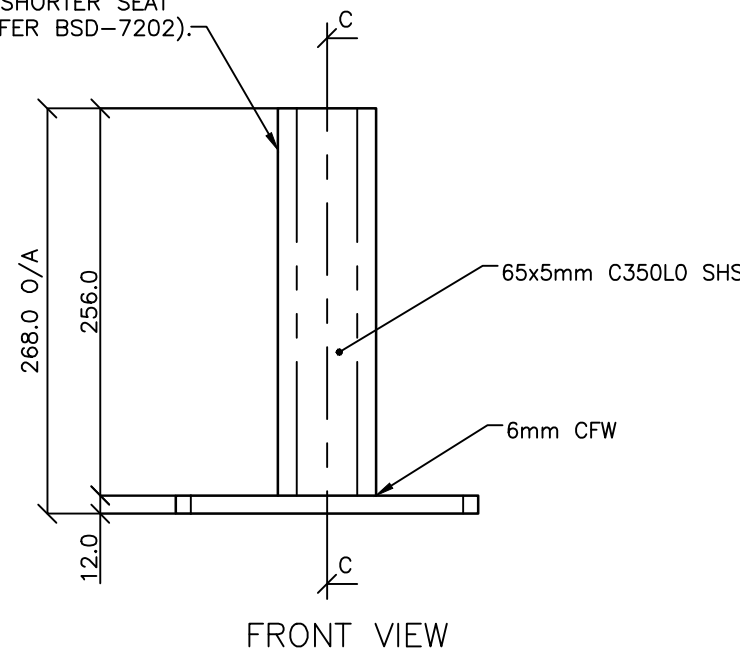
1. MATERIAL: MILD STEEL
2. COLOUR: DULUX 'METROPOLIS STORM PEARL' OR APPROVED EQUIVALENT
3. FINISH: GALVANISED AND POWDER COATED

**STRUCTURAL DESIGN REVIEWED AND CERTIFIED FOR ISSUE**

NAME: B.C. PLANT RPEQ: 8807  
SIGNATURE: ON ORIGINAL DATE: 28/6/12




LEG LENGTH SUITS 450mm HIGH SEAT. LEG TO BE DOCKED TO LENGTH FOR SHORTER SEAT INSTALLATION (REFER BSD-7202).



DETAIL D  
TYPICAL GRUB SCREW DIVOT DETAIL  
SCALE 2 : 1

ISSUE	AMENDMENT	DRAWN DATE	CHK'D DATE	APPR'D DATE
C	Colour Finish Requirement Updated (Material Notes)	MAY '17	MAY '17	MAY '17
B	Drawing Title Amended	FEB '16	JUL '16	JUL '16
A	Drawing Converted from UMS Series April 2014	APR '14	APR '14	APR '14

DRAWING AUTHORISED FOR PUBLICATION INGA CONDRIK AUTHORISED 15/04/2014			
DESIGN	FORMZOO DESIGN	DATE	JUN '12
DRAWN	AB	DATE	JUN '12
CHECKED	VM	DATE	APR '13
DRAWING FILENAME	BSD-7202 (B) Public transport seat - Foot - Sheet 6 of 10.dwg		
ASSOCIATED PLANS	SUPERSEDES UMS-569-6		



<b>BRISBANE CITY COUNCIL STANDARD DRAWING</b>	
<b>PUBLIC TRANSPORT SEAT FOOT</b>	
<b>SHEET 6 OF 10</b>	
SCALE NOT TO SCALE	DWG No. <b>BSD-7202</b>
ORIGINAL SIZE A3	REVISION c

## STANDARDS

DESIGNED IN ACCORDANCE WITH, AND FABRICATION TO MEET THE FOLLOWING STANDARDS:

1. COMPLIANT WITH AS1428.2:1992, CLAUSE 27.2 SEATING IN PEDESTRIAN AREAS.
2. AS1627.4 METAL FINISHING – PREPARATION AND PRE-TREATMENT OF SURFACES – ABRASIVE BLAST CLEANING OF STEEL.
3. AS2312:2002/AMDT 1:2004, GUIDE TO PROTECTION OF IRON AND STEEL AGAINST EXTERIOR ATMOSPHERIC CORROSION, 1994.
4. GUIDE TO ENGINEERING PRACTICE, 'PEDESTRIANS', PART 13, AUSTRROADS.
5. AS2796.3:1999, TIMBER FOR FURNITURE COMPONENTS.
6. AS1604.1-2005, SPECIFICATION FOR PRESERVATIVE TREATMENT, SAWN AND ROUND TIMBER.
7. AS4506 –2005, METAL FINISHING– THERMOSET POWDER COATINGS.
8. AS4680:2006, HOT DIP GALVANISING.
9. POWDERCOATING TO BE IN ACCORDANCE TO AS4506-2005 EXTERNAL EXPOSURE STANDARD WITH PRE-TREATMENT SAND BLAST, ZINC PHOSPHATE, ETC.
10. WOOD TREATMENT – IN ACCORDANCE WITH AS1604.1 HAZARD CLASSIFICATION H3 (EXTERIOR ABOVE GROUND) AND AS2796.3 (TIMBER FOR FURNITURE COMPONENTS.)

## NOTES

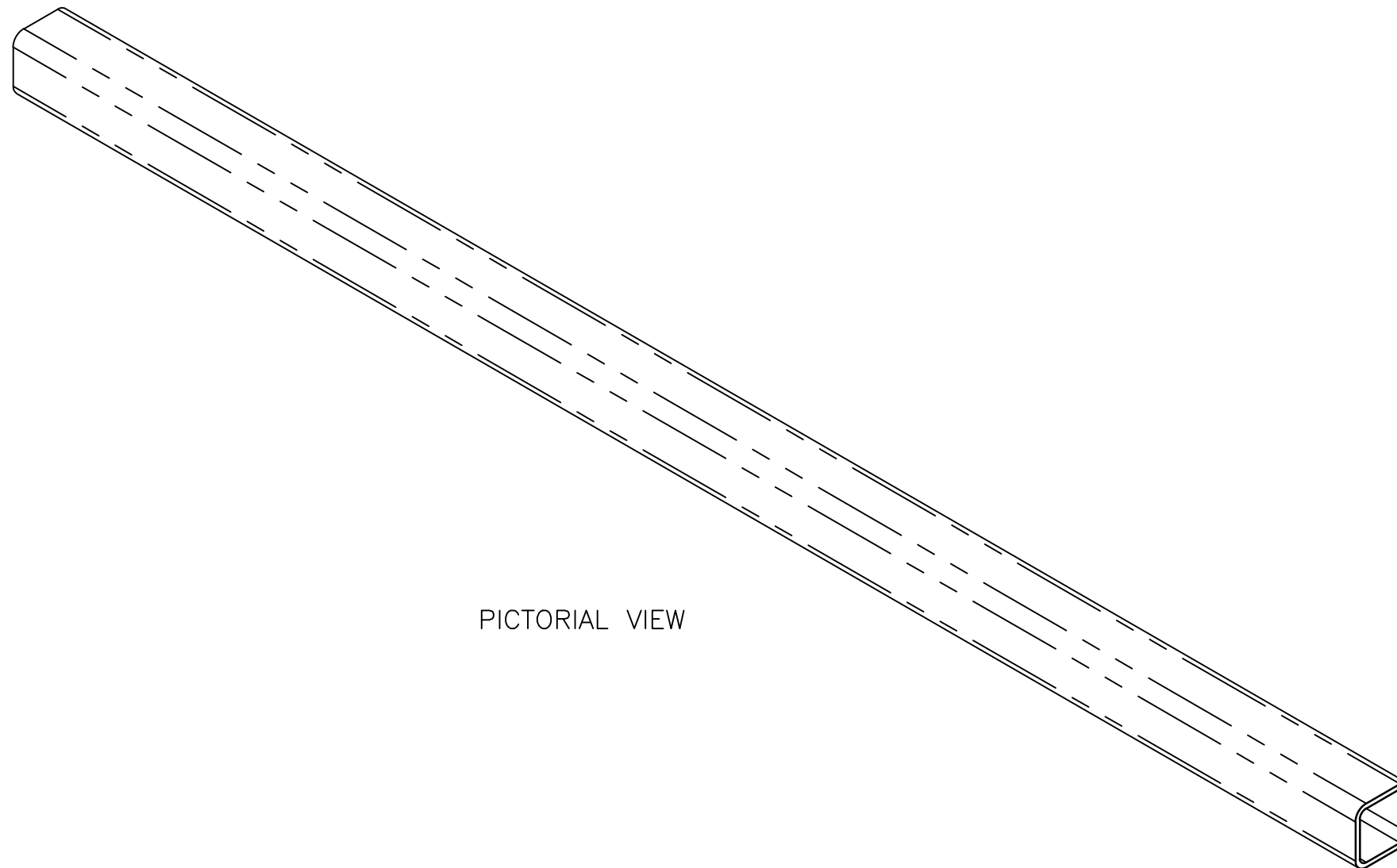
1. WELDING TO BE ACCORDANCE TO AS1554.1 CAT GP WELDING, ALL SHARP EDGES & BURRS REMOVED.
2. PART SHOULD BE SUPPLIED CLEAN AND FREE FROM MARKS, BURRS, SCUFFS, DISTORTION AND WARPAGE.
3. ENSURE ANTI-SEIZE IS ON ALL NUTS AND BOLTS PRIOR TO ASSEMBLY.
4. DRAWING TO AS1100 DRAWING STANDARDS.
5. 316 S.S AND 316 S.S FASTENERS TO BE USED THROUGHOUT FOR COASTAL INSTALLATIONS OR ANY ENVIRONMENT WITH HIGH CORROSION.
6. ALL TOLERANCES  $\pm 1.5\text{mm}$  UNLESS OTHERWISE SPECIFIED.
7. SEAT RAIL IS THE SAME PART AS BENCH RAIL (REFER TO DRAWING BSD-7203)

## MATERIAL

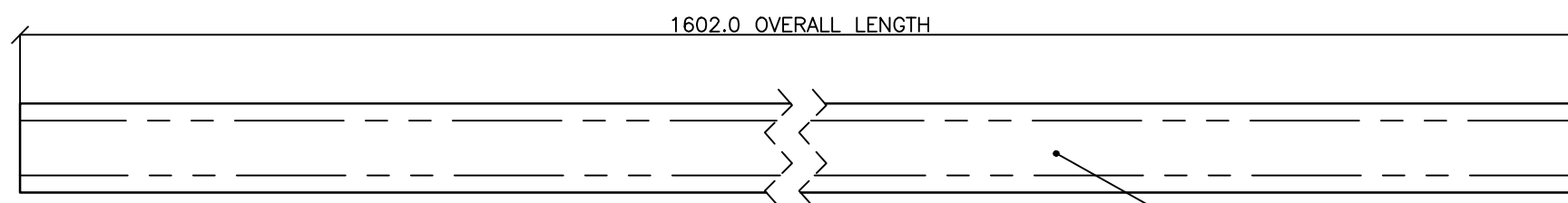
1. MATERIAL: C350L0 SHS
2. COLOUR: DULUX 'METROPOLIS STORM PEARL' OR APPROVED EQUIVALENT
3. FINISH: GALVANISED AND POWDER COATED

**STRUCTURAL DESIGN REVIEWED AND CERTIFIED FOR ISSUE**

NAME: B.C. PLANT RPEQ: 8807  
SIGNATURE: ON ORIGINAL DATE: 28/6/12



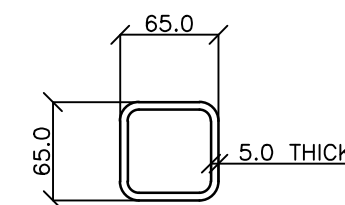
PICTORIAL VIEW




1602.0 OVERALL LENGTH

65x5mm C350L0 SHS

FRONT VIEW



RIGHT VIEW

ISSUE	AMENDMENT	DRAWN DATE	CHK'D DATE	APPR'D DATE	DRAWING AUTHORIZED FOR PUBLICATION INGA CONDRIK AUTHORIZED 15/04/2014	DESIGN	FORMZOO DESIGN	DATE	JUN '12		BRISBANE CITY COUNCIL STANDARD DRAWING		
D	Colour Finish Requirements Updated (Material Notes)	MAY '17	MAY '17	MAY '17	ASSET ENGINEERING MANAGER STRATEGIC ASSET MANAGEMENT	DRAWN	AB	DATE	JUN '12		<b>PUBLIC TRANSPORT SEAT RAIL</b> <b>SHEET 7 OF 10</b>	SCALE NOT TO SCALE	
C	Drawing Title Amended	FEB '16	JUL '16	JUL '16		DESIGN APPROVED	CHECKED	VM	DATE			APR '13	DWG No. <b>BSD-7202</b>
B	Advertising panel amendments	SEPT '14	SEPT '14	SEPT '14	VICKI MARTIN SIGNATURE ON ORIGINAL	DRAWING FILENAME	BSD-7202 (C) Public transport seat - Rail - Sheet 7 of 10.dwg				ORIGINAL SIZE	REVISION	
A	Drawing Converted from UMS Series April 2014	APR '14	APR '14	APR '14	PRINCIPAL PLANNING OFFICER URBAN DESIGN	ASSOCIATED PLANS	SUPERSEDES UMS-569-7			A3	D		

## STANDARDS

DESIGNED IN ACCORDANCE WITH, AND FABRICATION TO MEET THE FOLLOWING STANDARDS:

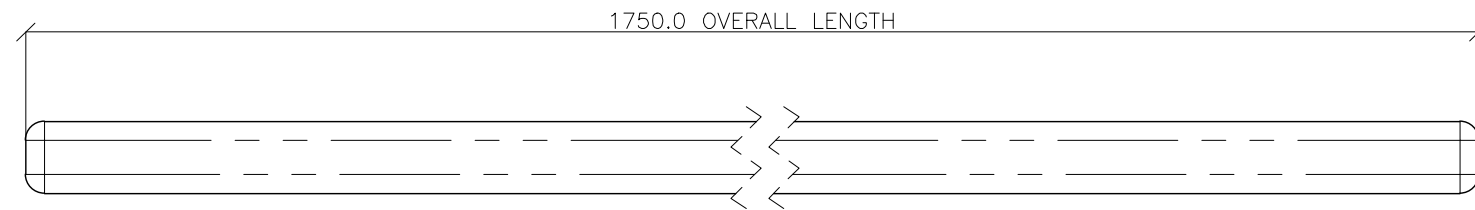
1. COMPLIANT WITH AS1428.2:1992, CLAUSE 27.2 SEATING IN PEDESTRIAN AREAS.
2. AS1627.4 METAL FINISHING – PREPARATION AND PRE-TREATMENT OF SURFACES – ABRASIVE BLAST CLEANING OF STEEL.
3. AS2312:2002/AMDT 1:2004, GUIDE TO PROTECTION OF IRON AND STEEL AGAINST EXTERIOR ATMOSPHERIC CORROSION, 1994.
4. GUIDE TO ENGINEERING PRACTICE, 'PEDESTRIANS', PART 13, AUSTRROADS.
5. AS2796.3:1999, TIMBER FOR FURNITURE COMPONENTS.
6. AS1604.1-2005, SPECIFICATION FOR PRESERVATIVE TREATMENT, SAWN AND ROUND TIMBER.
7. AS4506 –2005, METAL FINISHING– THERMOSET POWDER COATINGS.
8. AS4680:2006, HOT DIP GALVANISING. POWDERCOATING TO BE IN ACCORDANCE TO AS4506-2005 EXTERNAL EXPOSURE STANDARD WITH PRE-TREATMENT SAND BLAST, ZINC PHOSPHATE, ETC.
9. WOOD TREATMENT – IN ACCORDANCE WITH AS1604.1 HAZARD CLASSIFICATION H3 (EXTERIOR ABOVE GROUND) AND AS2796.3 (TIMBER FOR FURNITURE COMPONENTS.)

## NOTES

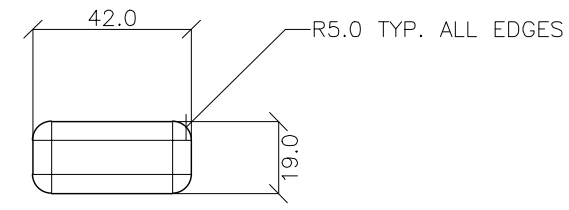
1. WELDING TO BE ACCORDANCE TO AS1554.1 CAT GP WELDING, ALL SHARP EDGES & BURRS REMOVED.
2. PART SHOULD BE SUPPLIED CLEAN AND FREE FROM MARKS, BURRS, SCUFFS, DISTORTION AND WARPAGE.
3. ENSURE ANTI-SEIZE IS ON ALL NUTS AND BOLTS PRIOR TO ASSEMBLY.
4. DRAWING TO AS1100 DRAWING STANDARDS.
5. 316 S.S AND 316 S.S FASTENERS TO BE USED THROUGHOUT FOR COASTAL INSTALLATIONS OR ANY ENVIRONMENT WITH HIGH CORROSION.
6. ALL TOLERANCES  $\pm 1.5\text{mm}$  UNLESS OTHERWISE SPECIFIED.
7. SEAT LONG SLAT IS THE SAME PART AS BENCH LONG SLAT (REFER TO DRAWING BSD-7203)
8. SEAT SHORT SLAT IS THE SAME PART AS BENCH SHORT SLAT (REFER TO DRAWING BSD-7203)
9. SEAT ARM REST SLAT IS THE SAME PART AS BENCH ARM REST SLAT (REFER TO DRAWING BSD-7203)

## MATERIAL

1. MATERIAL: HARDWOOD
2. COLOUR: JARRAH STAIN
3. FINISH: SMOOTH + WATER BASED FURNITURE OIL




FRONT VIEW

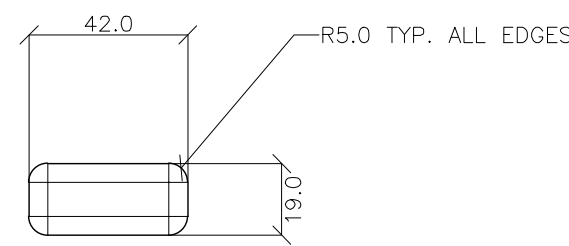


SIDE VIEW

### PUBLIC TRANSPORT SEAT LONG SLAT

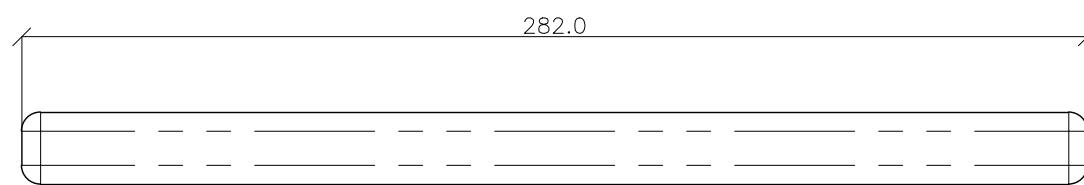


FRONT VIEW

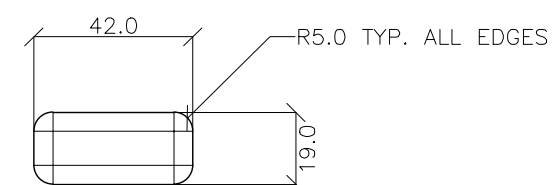


SIDE VIEW

### PUBLIC TRANSPORT SEAT SHORT SLAT



FRONT VIEW



SIDE VIEW

### PUBLIC TRANSPORT SEAT ARM REST SLAT


STRUCTURAL DESIGN REVIEWED AND CERTIFIED FOR ISSUE

NAME: B.C. PLANT \_\_\_\_\_ RPEQ: 8807

SIGNATURE: ON ORIGINAL \_\_\_\_\_ DATE: 28/6/12

ISSUE	AMENDMENT	DRAWN DATE	CHK'D DATE	APPR'D DATE
B	Drawing Title Amended	FEB '16	JUL '16	JUL '16
A	Drawing Converted from UMS Series April 2014	APR '14	APR '14	APR '14

DRAWING AUTHORISED FOR PUBLICATION INGA CONDRIE AUTHORIZED 15/04/2014			
DESIGN	FORMZOO DESIGN	DATE	JUN '12
DRAWN	AB	DATE	JUN '12
CHECKED	VM	DATE	APR '13
DRAWING FILENAME	BSD-7202 (8) Public transport seat - Timber slats - Sheet 8 of 10.dwg		
ASSOCIATED PLANS	SUPERSEDES UMS-569-8		
ASSET ENGINEERING MANAGER STRATEGIC ASSET MANAGEMENT DESIGN APPROVED VICKI MARTIN SIGNATURE ON ORIGINAL PRINCIPAL PLANNING OFFICER URBAN DESIGN			



<b>BRISBANE CITY COUNCIL STANDARD DRAWING</b>	
PUBLIC TRANSPORT SEAT TIMBER SLATS SHEET 8 OF 10	
SCALE NOT TO SCALE	DWG No. <b>BSD-7202</b>
ORIGINAL SIZE A3	REVISION B

# STANDARDS

DESIGNED IN ACCORDANCE WITH, AND FABRICATION TO MEET THE FOLLOWING STANDARDS:

1. COMPLIANT WITH AS1428.2:1992, CLAUSE 27.2 SEATING IN PEDESTRIAN AREAS.
2. AS1627.4 METAL FINISHING – PREPARATION AND PRE-TREATMENT OF SURFACES – ABRASIVE BLAST CLEANING OF STEEL.
3. AS2312:2002/AMDT 1:2004, GUIDE TO PROTECTION OF IRON AND STEEL AGAINST EXTERIOR ATMOSPHERIC CORROSION, 1994.
4. GUIDE TO ENGINEERING PRACTICE, 'PEDESTRIANS', PART 13, AUSTRROADS.
5. AS2796.3:1999, TIMBER FOR FURNITURE COMPONENTS.
6. AS1604.1-2005, SPECIFICATION FOR PRESERVATIVE TREATMENT, SAWN AND ROUND TIMBER.
7. AS4506 –2005, METAL FINISHING– THERMOSET POWDER COATINGS.
8. AS4680:2006, HOT DIP GALVANISING. POWDERCOATING TO BE IN ACCORDANCE TO AS4506-2005 EXTERNAL EXPOSURE STANDARD WITH PRE-TREATMENT SAND BLAST, ZINC PHOSPHATE, ETC.
9. WOOD TREATMENT – IN ACCORDANCE WITH AS1604.1 HAZARD CLASSIFICATION H3 (EXTERIOR ABOVE GROUND) AND AS2796.3 (TIMBER FOR FURNITURE COMPONENTS.)

# NOTES

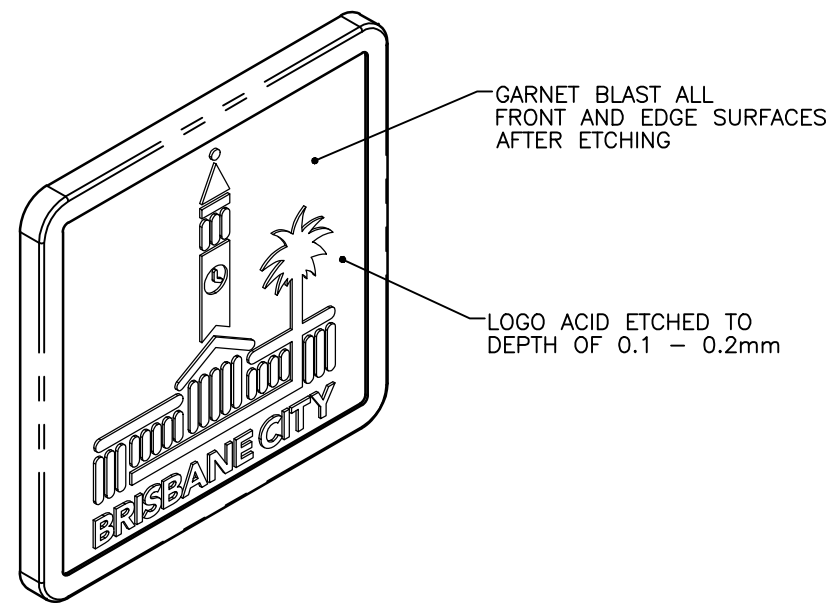
1. WELDING TO BE ACCORDANCE TO AS1554.1 CAT GP WELDING, ALL SHARP EDGES & BURRS REMOVED.
2. PART SHOULD BE SUPPLIED CLEAN AND FREE FROM MARKS, BURRS, SCUFFS, DISTORTION AND WARPAGE.
3. ENSURE ANTI-SEIZE IS ON ALL NUTS AND BOLTS PRIOR TO ASSEMBLY.
4. DRAWING TO AS1100 DRAWING STANDARDS.
5. 316 S.S AND 316 S.S FASTENERS TO BE USED THROUGHOUT FOR COASTAL INSTALLATIONS OR ANY ENVIRONMENT WITH HIGH CORROSION.
6. ALL TOLERANCES  $\pm 1.5\text{mm}$  UNLESS OTHERWISE SPECIFIED.
7. SEAT LOGO BADGE IS THE SAME PART AS BENCH LOGO BADGE (REFER TO DRAWING BSD-7203)

# MATERIAL

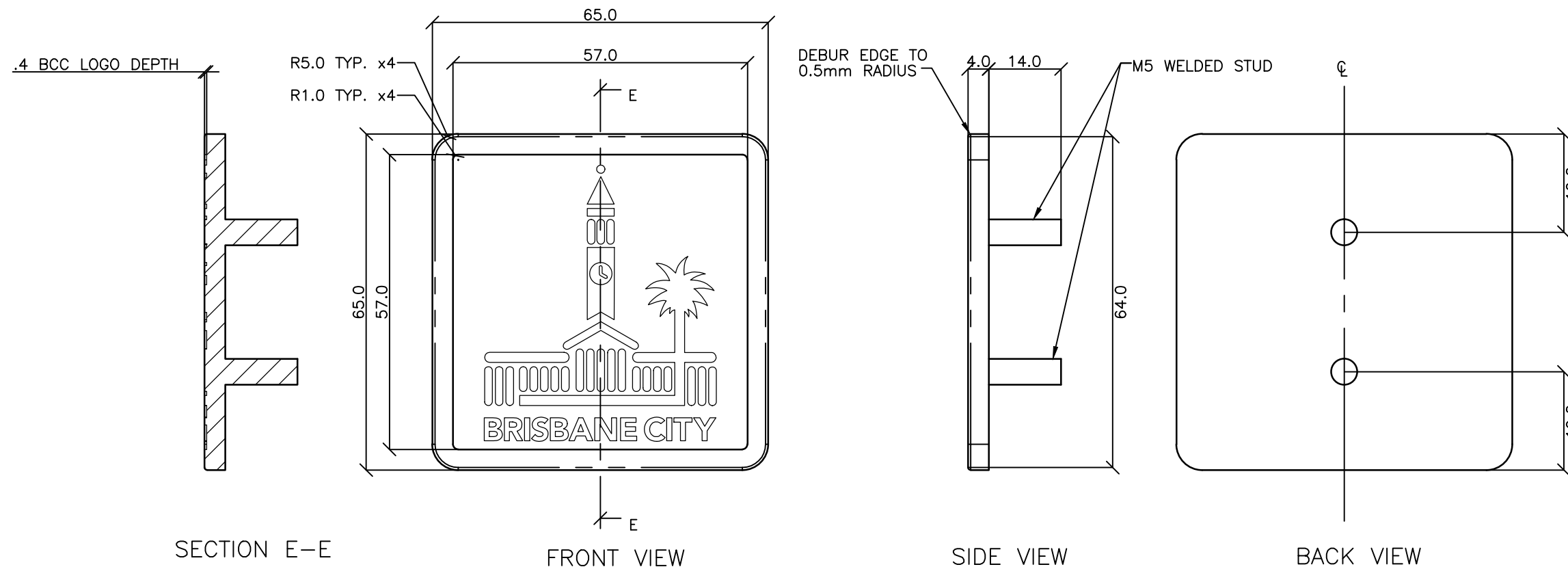
1. MATERIAL: 316 STAINLESS STEEL
2. COLOUR: NATURAL
3. FINISH: GARNET BLASTED

**STRUCTURAL DESIGN REVIEWED AND CERTIFIED FOR ISSUE**

NAME: B.C. PLANT RPEQ: 8807  
SIGNATURE: ON ORIGINAL DATE: 28/6/12



PICTORIAL VIEW




SECTION E-E

FRONT VIEW

SIDE VIEW

BACK VIEW

					DRAWING AUTHORISED FOR PUBLICATION INGA CONDRIK AUTHORISED 15/04/2014				DESIGN FORMZOO DESIGN		DATE JUN '12	 <b>BRISBANE CITY COUNCIL STANDARD DRAWING</b> <b>PUBLIC TRANSPORT SEAT LOGO BADGE</b> <b>SHEET 9 OF 10</b>	SCALE NOT TO SCALE	
C	Logo Badge Acid Etch Depth Amended	MAY '17	MAY '17	MAY '17	ASSET ENGINEERING MANAGER STRATEGIC ASSET MANAGEMENT				DRAWN AB	DATE JUN '12	DWG No. <b>BSD-7202</b>			
B	Drawing Title Amended	FEB '16	JUL '16	JUL '16	DESIGN APPROVED				CHECKED VM	DATE APR '13	ORIGINAL SIZE A3			
A	Drawing Converted from UMS Series April 2014	APR '14	APR '14	APR '14	VICKI MARTIN SIGNATURE ON ORIGINAL				DRAWING FILENAME BSD-7202 (B) Public transport seat - Logo badge - Sheet 9 of 10.dwg	SUPERSEDES UMS-569-9			REVISION C	
ISSUE	AMENDMENT	DRAWN DATE	CHK'D DATE	APPR'D DATE	PRINCIPAL PLANNING OFFICER URBAN DESIGN				ASSOCIATED PLANS					

# STANDARDS

DESIGNED IN ACCORDANCE WITH, AND FABRICATION TO MEET THE FOLLOWING STANDARDS:

1. COMPLIANT WITH AS1428.2:1992, CLAUSE 27.2 SEATING IN PEDESTRIAN AREAS.
2. AS1627.4 METAL FINISHING – PREPARATION AND PRE-TREATMENT OF SURFACES – ABRASIVE BLAST CLEANING OF STEEL.
3. AS2312:2002/AMDT 1:2004, GUIDE TO PROTECTION OF IRON AND STEEL AGAINST EXTERIOR ATMOSPHERIC CORROSION, 1994.
4. GUIDE TO ENGINEERING PRACTICE, 'PEDESTRIANS', PART 13, AUSTRROADS.
5. AS2796.3:1999, TIMBER FOR FURNITURE COMPONENTS.
6. AS1604.1-2005, SPECIFICATION FOR PRESERVATIVE TREATMENT, SAWN AND ROUND TIMBER.
7. AS4506 –2005, METAL FINISHING– THERMOSET POWDER COATINGS.
8. AS4680:2006, HOT DIP GALVANISING. POWDERCOATING TO BE IN ACCORDANCE TO AS4506-2005 EXTERNAL EXPOSURE STANDARD WITH PRE-TREATMENT SAND BLAST, ZINC PHOSPHATE, ETC.
9. WOOD TREATMENT – IN ACCORDANCE WITH AS1604.1 HAZARD CLASSIFICATION H3 (EXTERIOR ABOVE GROUND) AND AS2796.3 (TIMBER FOR FURNITURE COMPONENTS.)

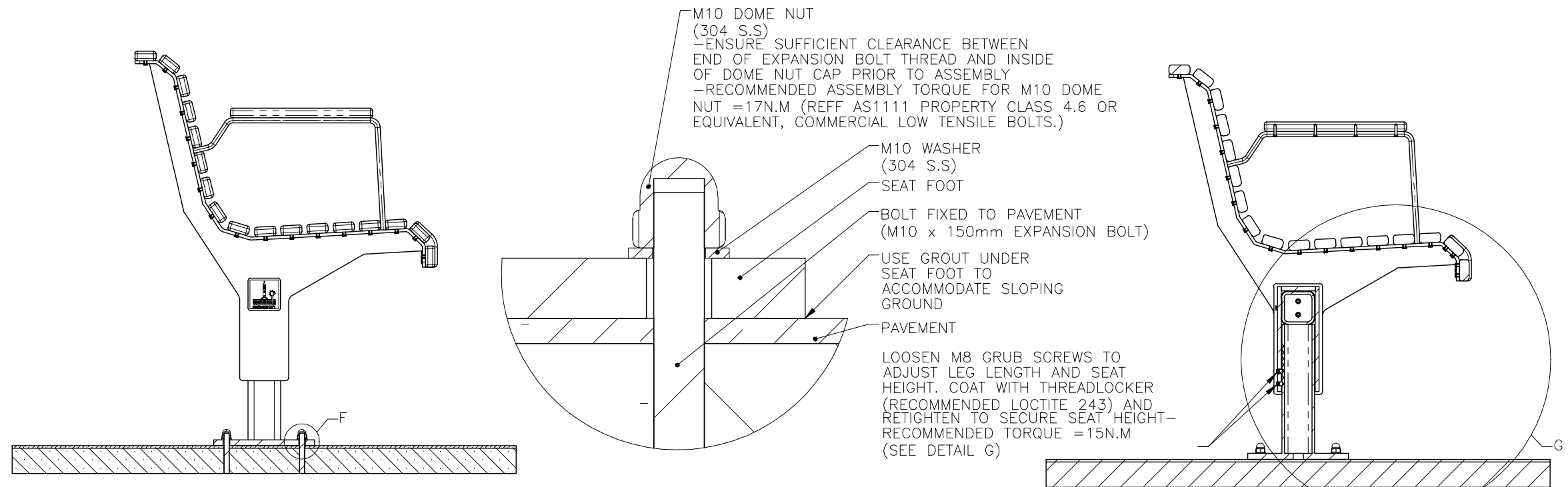
# NOTES

1. WELDING TO BE ACCORDANCE TO AS1554.1 CAT GP WELDING, ALL SHARP EDGES & BURRS REMOVED.
2. PART SHOULD BE SUPPLIED CLEAN AND FREE FROM MARKS, BURRS, SCUFFS, DISTORTION AND WARPAGE.
3. ENSURE ANTI-SEIZE IS ON ALL NUTS AND BOLTS PRIOR TO ASSEMBLY.
4. DRAWING TO AS1100 DRAWING STANDARDS.
5. 316 S.S AND 316 S.S FASTENERS TO BE USED THROUGHOUT FOR COASTAL INSTALLATIONS OR ANY ENVIRONMENT WITH HIGH CORROSION.
6. ALL TOLERANCES  $\pm 1.5\text{mm}$  UNLESS OTHERWISE SPECIFIED.

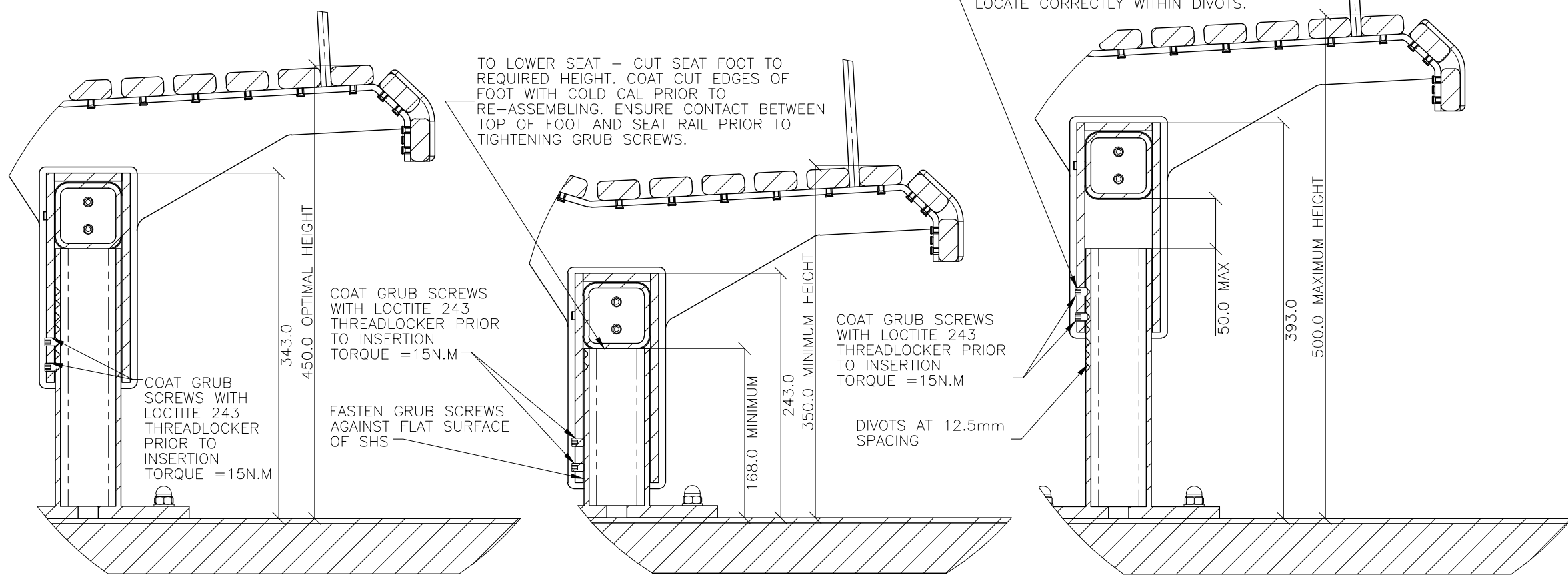
# MATERIAL

1. MATERIAL: SEE COMPONENT DRAWING
2. COLOUR: SEE COMPONENT DRAWING
3. FINISH: SEE COMPONENT DRAWING

STRUCTURAL DESIGN REVIEWED AND CERTIFIED FOR ISSUE  
 NAME: B.C. PLANT \_\_\_\_\_ RPEQ: 8807  
 SIGNATURE: QN\_ORIGINAL \_\_\_\_\_ DATE: 28/6/12



DETAIL F  
INSTALLATION DETAIL  
SCALE 1 : 1



DETAIL G  
HEIGHT ADJUSTMENT DETAIL  
TO ACCOMMODATE SLOPING SURFACES  
SCALE 1 : 5

B	Drawing Title Amended	FEB '16	JUL '16	JUL '16
A	ORIGINAL ISSUE	OCT '13	OCT '13	OCT '13
ISSUE	AMENDMENT	DRAWN DATE	CHK'D DATE	APPR'D DATE

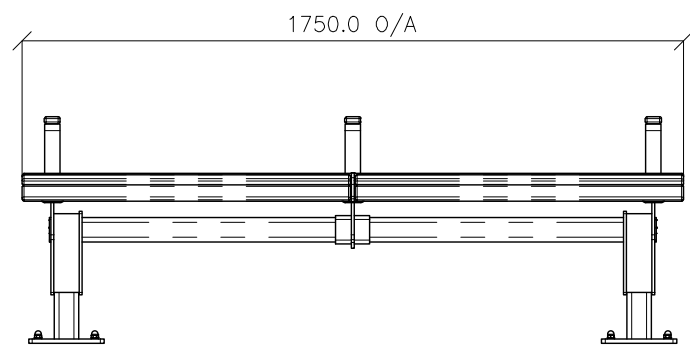
DRAWING AUTHORISED FOR PUBLICATION INGA CONDRIE AUTHORISED 15/04/2014			
ASSET ENGINEERING MANAGER STRATEGIC ASSET MANAGEMENT DESIGN APPROVED			
VICKI MARTIN SIGNATURE ON ORIGINAL			
PRINCIPAL PLANNING OFFICER URBAN DESIGN			
DESIGN	FORMZOO DESIGN	DATE	JUN '12
DRAWN	AB	DATE	JUN '12
CHECKED	VM	DATE	APR '13
DRAWING FILENAME	BSD-7202 (B) Public transport seat - Installation - Sheet 10 of 10.dwg		
ASSOCIATED PLANS	SUPERSEDES UMS-569-10		



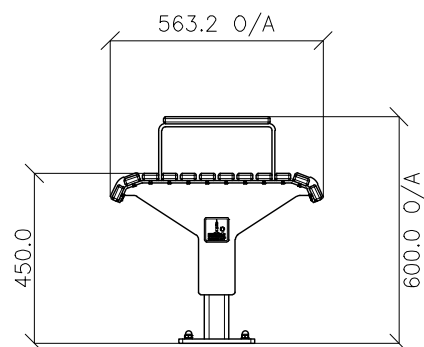
**BRISBANE CITY COUNCIL STANDARD DRAWING**

**PUBLIC TRANSPORT SEAT INSTALLATION**  
SHEET 10 OF 10

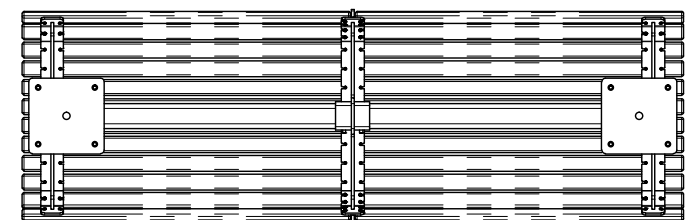
SCALE: NOT TO SCALE  
 DWG No: **BSD-7202**  
 ORIGINAL SIZE: A3 REVISION: B



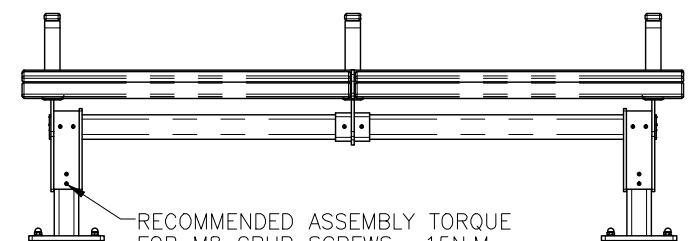
FRONT VIEW



SIDE VIEW

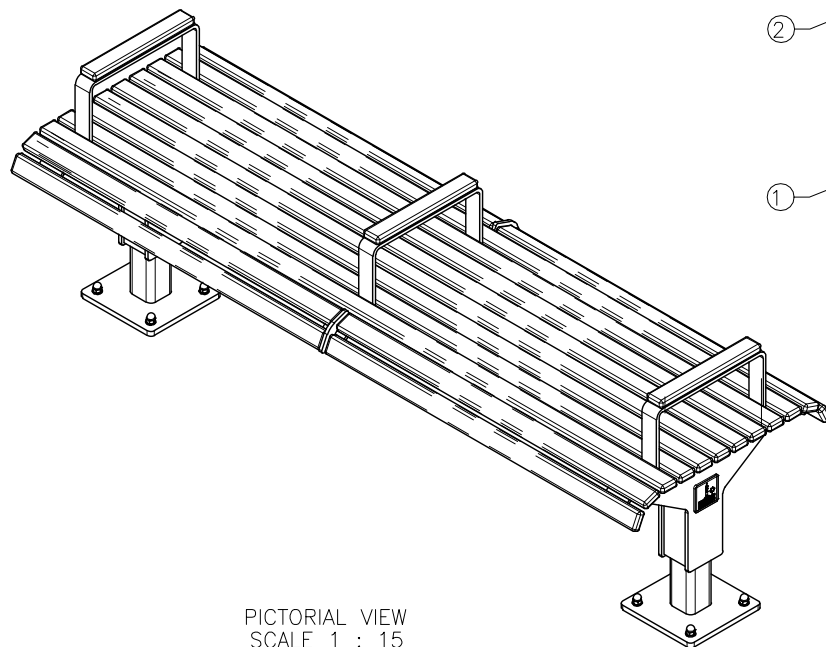


BOTTOM VIEW



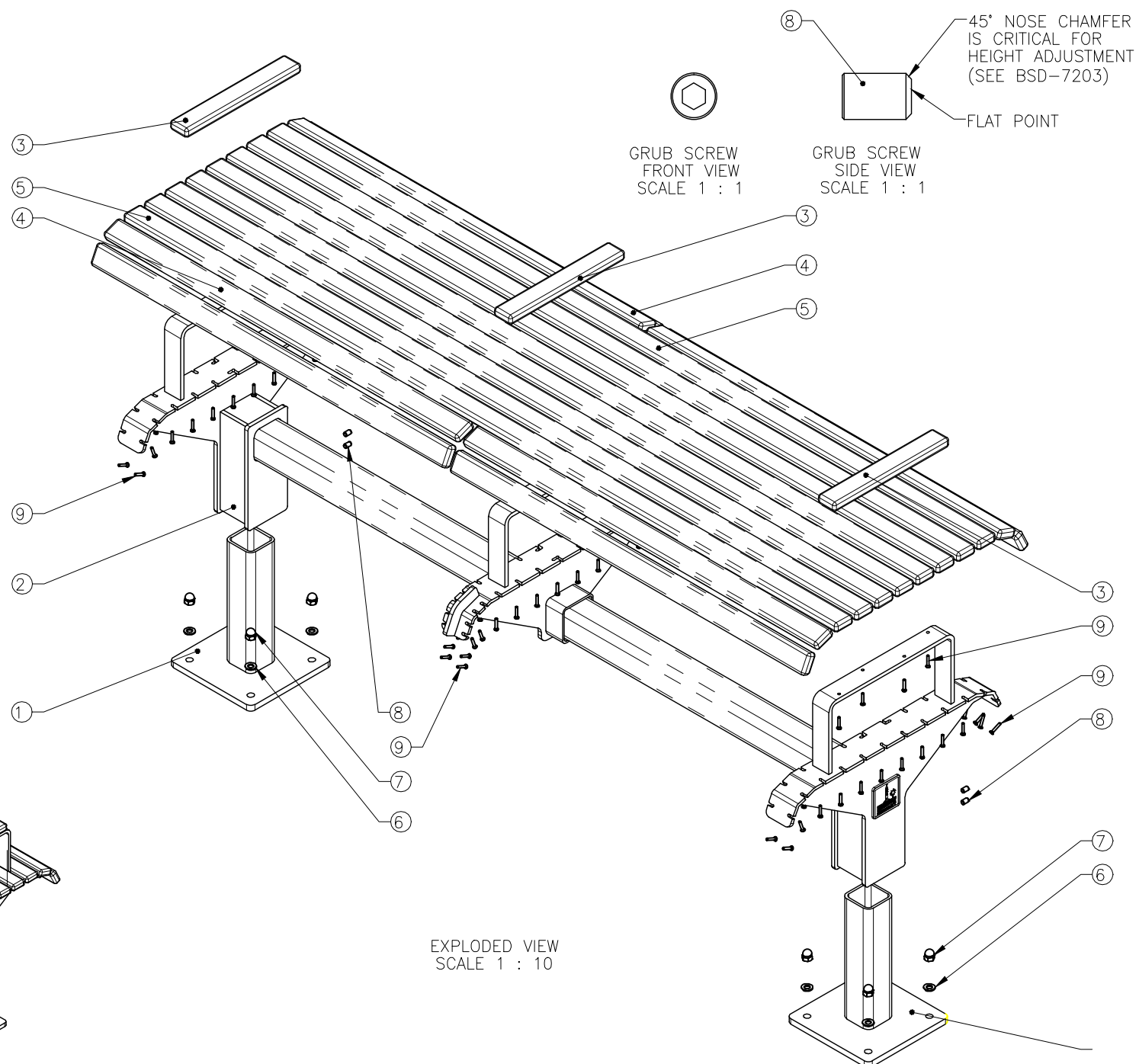
REAR VIEW

RECOMMENDED ASSEMBLY TORQUE FOR M8 GRUB SCREWS = 15N.M  
COAT WITH LOCTITE 243 THREADLOCKER PRIOR TO INSERTION. REFER TO BSD-7203 FOR FURTHER DETAILS



PICTORIAL VIEW  
SCALE 1 : 15

ITEM NO.	DESCRIPTION	QTY.
1	Bench Foot	2
2	Bench Frame	1
3	Bench Armrest Slat	3
4	Bench Short Slat	8
5	Bench Long Slats	8
6	M10 304 Stainless Steel Flat Washer	8
7	M10 304 Stainless Steel Dome Nut	8
8	M8 x12mm 304 Stainless Steel Grub Screw (Flat Point)	4
9	8G CSK 304 Stainless Steel Pan Head Philips Screw	92



EXPLODED VIEW  
SCALE 1 : 10

## STANDARDS

DESIGNED IN ACCORDANCE WITH, AND FABRICATION TO MEET THE FOLLOWING STANDARDS:

- AS1627.4 METAL FINISHING – PREPARATION AND PRE-TREATMENT OF SURFACES – ABRASIVE BLAST CLEANING OF STEEL.
- AS2312:2002/AMDT 1:2004, GUIDE TO PROTECTION OF IRON AND STEEL AGAINST EXTERIOR ATMOSPHERIC CORROSION, 1994.
- GUIDE TO ENGINEERING PRACTICE, 'PEDESTRIANS', PART 1.3, AUSTRROADS.
- AS2796.3:1999, TIMBER FOR FURNITURE COMPONENTS.
- AS1604.1-2005, SPECIFICATION FOR PRESERVATIVE TREATMENT, SAWN AND ROUND TIMBER.
- AS4506 –2005, METAL FINISHING– THERMOSET POWDER COATINGS.
- AS4680:2006, HOT DIP GALVANISING. POWDERCOATING TO BE IN ACCORDANCE TO AS4506-2005 EXTERNAL EXPOSURE STANDARD WITH PRE-TREATMENT SAND BLAST, ZINC PHOSPHATE, ETC.
- WOOD TREATMENT – IN ACCORDANCE WITH AS1604.1 HAZARD CLASSIFICATION H3 (EXTERIOR ABOVE GROUND) AND AS2796.3 (TIMBER FOR FURNITURE COMPONENTS.)

## NOTES

- WELDING TO BE ACCORDANCE TO AS1554.1 CAT GP WELDING, ALL SHARP EDGES & BURRS REMOVED.
- PART SHOULD BE SUPPLIED CLEAN AND FREE FROM MARKS, BURRS, SCUFFS, DISTORTION AND WARPAGE.
- ENSURE ANTI-SEIZE IS ON ALL NUTS AND BOLTS PRIOR TO ASSEMBLY.
- DRAWING TO AS1100 DRAWING STANDARDS.
- 316 S.S AND 316 S.S FASTENERS TO BE USED THROUGHOUT FOR COASTAL INSTALLATIONS OR ANY ENVIRONMENT WITH HIGH CORROSION.
- ALL TOLERANCES  $\pm 1.5\text{mm}$  UNLESS OTHERWISE SPECIFIED.

## MATERIAL

- MATERIAL: SEE COMPONENT DRAWING
- COLOUR: SEE COMPONENT DRAWING
- FINISH: SEE COMPONENT DRAWING


STRUCTURAL DESIGN REVIEWED AND CERTIFIED FOR ISSUE

NAME: B.C. PLANT \_\_\_\_\_ RPEQ: 8807

SIGNATURE: ON ORIGINAL \_\_\_\_\_ DATE: 28/6/12

ISSUE	AMENDMENT	DRAWN DATE	CHK'D DATE	APPR'D DATE
B	Drawing Title Amended	FEB '16	JUL '16	JUL '16
A	Drawing Converted from UMS Series April 2014	APR '14	APR '14	APR '14

DRAWING AUTHORISED FOR PUBLICATION INGA CONDRIK AUTHORISED 15/04/2014			
DESIGN	FORMZOO DESIGN	DATE	JUN '12
DRAWN	AB	DATE	JUN '12
CHECKED	VM	DATE	APR '13
DRAWING FILENAME	BSD-7203 (B) Bench - Assembly - Sheet 1 of 10.dwg		
ASSOCIATED PLANS	SUPERSEDES UMS-564-1		
ASSET ENGINEERING MANAGER STRATEGIC ASSET MANAGEMENT DESIGN APPROVED VICKI MARTIN SIGNATURE ON ORIGINAL PRINCIPAL PLANNING OFFICER URBAN DESIGN			

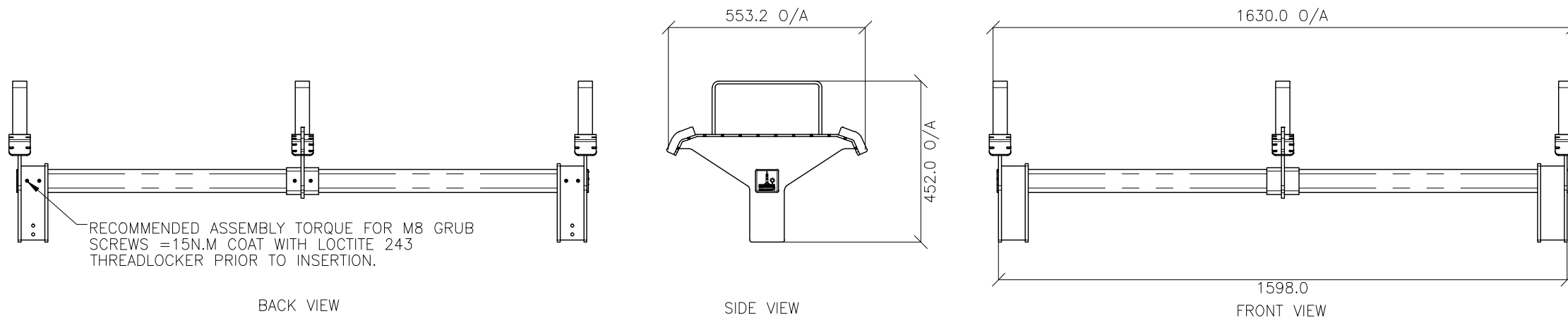


**BRISBANE CITY COUNCIL STANDARD DRAWING**

**BENCH ASSEMBLY**  
**SHEET 1 OF 10**

SCALE: NOT TO SCALE  
DWG No: **BSD-7203**  
ORIGINAL SIZE: A3  
REVISION: B





## STANDARDS

DESIGNED IN ACCORDANCE WITH, AND FABRICATION TO MEET THE FOLLOWING STANDARDS:

- AS1627.4 METAL FINISHING – PREPARATION AND PRE-TREATMENT OF SURFACES – ABRASIVE BLAST CLEANING OF STEEL.
- AS2312:2002/AMDT 1:2004, GUIDE TO PROTECTION OF IRON AND STEEL AGAINST EXTERIOR ATMOSPHERIC CORROSION, 1994.
- GUIDE TO ENGINEERING PRACTICE, 'PEDESTRIANS', PART 13, AUSTRROADS.
- AS2796.3:1999, TIMBER FOR FURNITURE COMPONENTS.
- AS1604.1-2005, SPECIFICATION FOR PRESERVATIVE TREATMENT, SAWN AND ROUND TIMBER.
- AS4506 -2005, METAL FINISHING- THERMOSET POWDER COATINGS.
- AS4680:2006, HOT DIP GALVANISING.
- POWDERCOATING TO BE IN ACCORDANCE TO AS4506-2005 EXTERNAL EXPOSURE STANDARD WITH PRE-TREATMENT SAND BLAST, ZINC PHOSPHATE, ETC.
- WOOD TREATMENT – IN ACCORDANCE WITH AS1604.1 HAZARD CLASSIFICATION H3 (EXTERIOR ABOVE GROUND) AND AS2796.3 (TIMBER FOR FURNITURE COMPONENTS.)

## NOTES

- WELDING TO BE ACCORDANCE TO AS1554.1 CAT GP WELDING, ALL SHARP EDGES & BURRS REMOVED.
- PART SHOULD BE SUPPLIED CLEAN AND FREE FROM MARKS, BURRS, SCUFFS, DISTORTION AND WARPAGE.
- ENSURE ANTI-SEIZE IS ON ALL NUTS AND BOLTS PRIOR TO ASSEMBLY.
- DRAWING TO AS1100 DRAWING STANDARDS.
- 316 S.S AND 316 S.S FASTENERS TO BE USED THROUGHOUT FOR COASTAL INSTALLATIONS OR ANY ENVIRONMENT WITH HIGH CORROSION.
- ALL TOLERANCES  $\pm 1.5\text{mm}$  UNLESS OTHERWISE SPECIFIED.

## MATERIAL

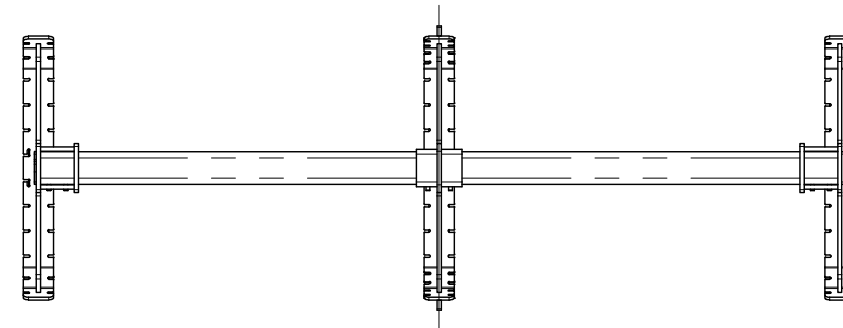
- MATERIAL: SEE COMPONENT DRAWING
- COLOUR: SEE COMPONENT DRAWING
- FINISH: SEE COMPONENT DRAWING

RECOMMENDED ASSEMBLY TORQUE FOR M8 GRUB SCREWS =15N.M COAT WITH LOCTITE 243 THREADLOCKER PRIOR TO INSERTION.

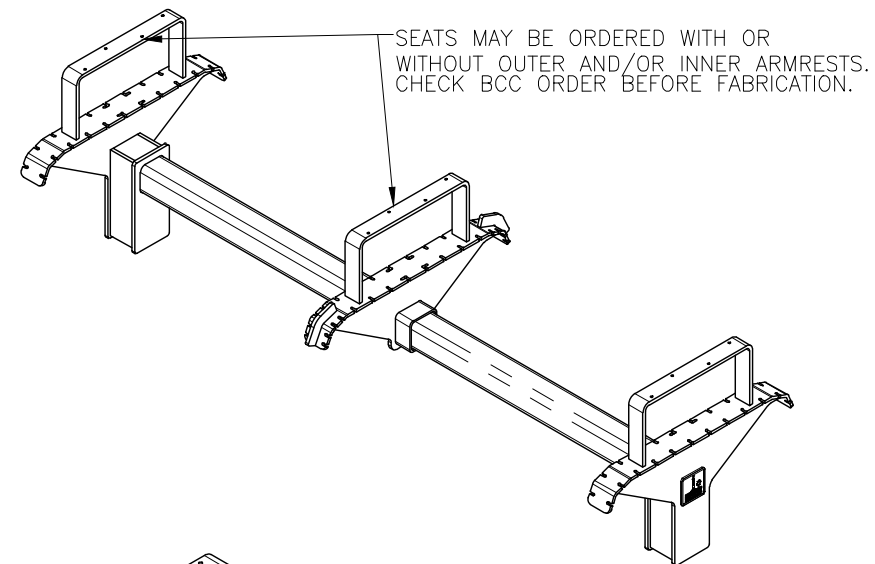
BACK VIEW

SIDE VIEW

FRONT VIEW

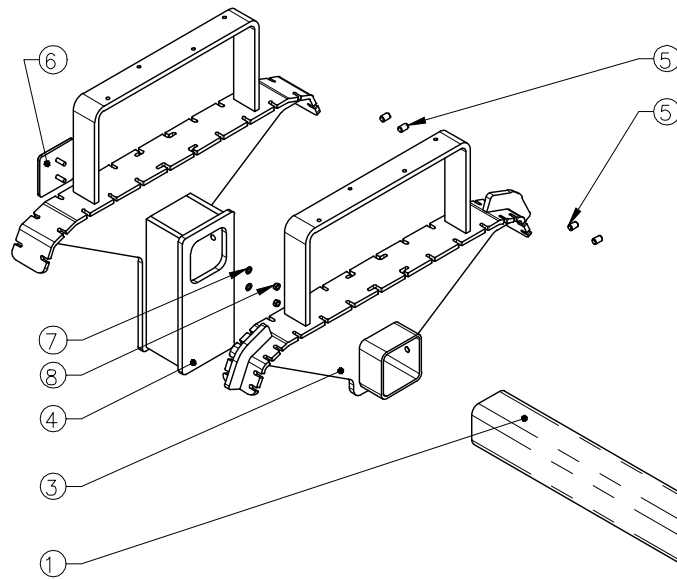


BOTTOM VIEW



PICTORIAL VIEW

SEATS MAY BE ORDERED WITH OR WITHOUT OUTER AND/OR INNER ARMRESTS. CHECK BCC ORDER BEFORE FABRICATION.



EXPLODED VIEW  
SCALE 1 : 10

ITEM NO.	DESCRIPTION	QTY.
1	Bench Rail	1
2	Bench Outer Spine (Right)	1
3	Bench Inner Spine	1
4	Bench Outer Spine (Left)	1
5	M8 x12mm 304 Stainless Steel Grub Screw (Flat Point)	6
6	Bench Logo Badge	2
7	M5 304 Stainless Steel Spring Washer	4
8	M5 304 Stainless Steel Nyloc Nut	4

**STRUCTURAL DESIGN REVIEWED AND CERTIFIED FOR ISSUE**

NAME: B.C. PLANT RPEQ: 8807

SIGNATURE: ON ORIGINAL DATE: 28/6/12

ISSUE	AMENDMENT	DRAWN DATE	CHK'D DATE	APPR'D DATE
B	Drawing Title Amended	FEB '16	JUL '16	JUL '16
A	Drawing Converted from UMS Series April 2014	APR '14	APR '14	APR '14

DRAWING AUTHORISED FOR PUBLICATION INGA CONDRIK AUTHORISED 15/04/2014				DESIGN	FORMZOO DESIGN	DATE	JUN '12
ASSET ENGINEERING MANAGER STRATEGIC ASSET MANAGEMENT DESIGN APPROVED				DRAWN	AB	DATE	JUN '12
VICKI MARTIN SIGNATURE ON ORIGINAL				CHECKED	VM	DATE	APR '13
PRINCIPAL PLANNING OFFICER URBAN DESIGN				DRAWING FILENAME	BSD-7203 (B) Bench - Frame assembly - Sheet 2 of 10.dwg		
				ASSOCIATED PLANS	SUPERSEDES UMS-564-2		



## BRISBANE CITY COUNCIL STANDARD DRAWING

**BENCH  
FRAME ASSEMBLY  
SHEET 2 OF 10**

SCALE NOT TO SCALE

DWG No. **BSD-7203**

ORIGINAL SIZE A3 REVISION B

# STANDARDS

DESIGNED IN ACCORDANCE WITH, AND FABRICATION TO MEET THE FOLLOWING STANDARDS:

- AS1627.4 METAL FINISHING – PREPARATION AND PRE-TREATMENT OF SURFACES – ABRASIVE BLAST CLEANING OF STEEL.
- AS2312:2002/AMDT 1:2004, GUIDE TO PROTECTION OF IRON AND STEEL AGAINST EXTERIOR ATMOSPHERIC CORROSION, 1994.
- GUIDE TO ENGINEERING PRACTICE, 'PEDESTRIANS', PART 13, AUSTRROADS.
- AS2796.3:1999, TIMBER FOR FURNITURE COMPONENTS.
- AS1604.1–2005, SPECIFICATION FOR PRESERVATIVE TREATMENT, SAWN AND ROUND TIMBER.
- AS4506 –2005, METAL FINISHING– THERMOSET POWDER COATINGS.
- AS4680:2006, HOT DIP GALVANISING.
- POWDERCOATING TO BE IN ACCORDANCE TO AS4506–2005 EXTERNAL EXPOSURE STANDARD WITH PRE-TREATMENT SAND BLAST, ZINC PHOSPHATE, ETC.
- WOOD TREATMENT – IN ACCORDANCE WITH AS1604.1 HAZARD CLASSIFICATION H3 (EXTERIOR ABOVE GROUND) AND AS2796.3 (TIMBER FOR FURNITURE COMPONENTS.)

# NOTES

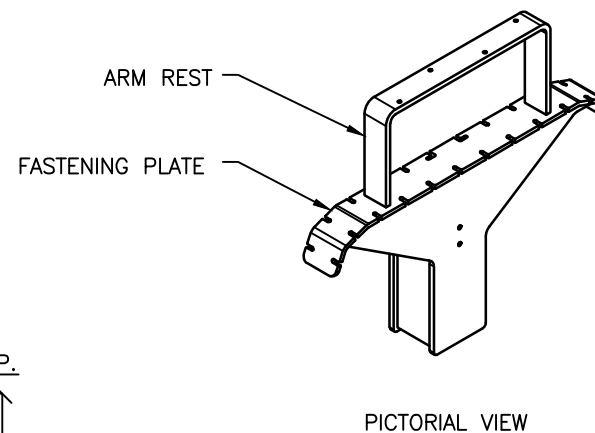
- WELDING TO BE ACCORDANCE TO AS1554.1 CAT GP WELDING, ALL SHARP EDGES & BURRS REMOVED.
- PART SHOULD BE SUPPLIED CLEAN AND FREE FROM MARKS, BURRS, SCUFFS, DISTORTION AND WARPAGE.
- ENSURE ANTI-SEIZE IS ON ALL NUTS AND BOLTS PRIOR TO ASSEMBLY.
- DRAWING TO AS1100 DRAWING STANDARDS.
- 316 S.S AND 316 S.S FASTENERS TO BE USED THROUGHOUT FOR COASTAL INSTALLATIONS OR ANY ENVIRONMENT WITH HIGH CORROSION.
- ALL TOLERANCES  $\pm 1.5\text{mm}$  UNLESS OTHERWISE SPECIFIED.

# MATERIAL

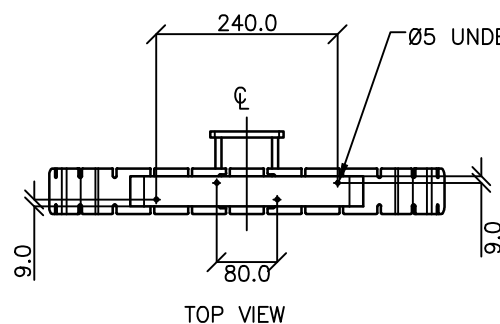
- MATERIAL: MILD STEEL
- COLOUR: DULUX 'METROPOLIS STORM PEARL' OR APPROVED EQUIVALENT
- FINISH: GALVANISED AND POWDER COATED

**STRUCTURAL DESIGN REVIEWED AND CERTIFIED FOR ISSUE**

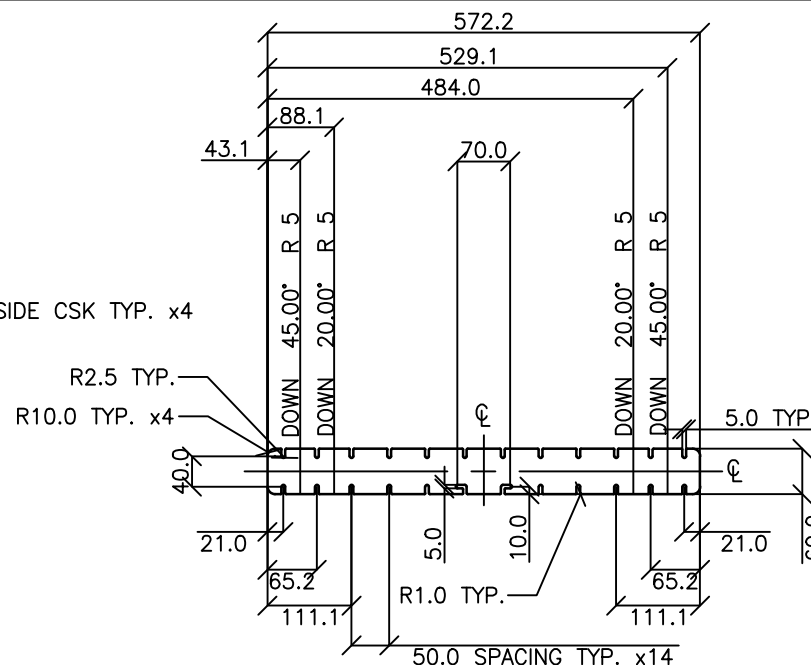
NAME: B.C. PLANT \_\_\_\_\_ RPEQ: 8807  
SIGNATURE: ON ORIGINAL \_\_\_\_\_ DATE: 28/6/12



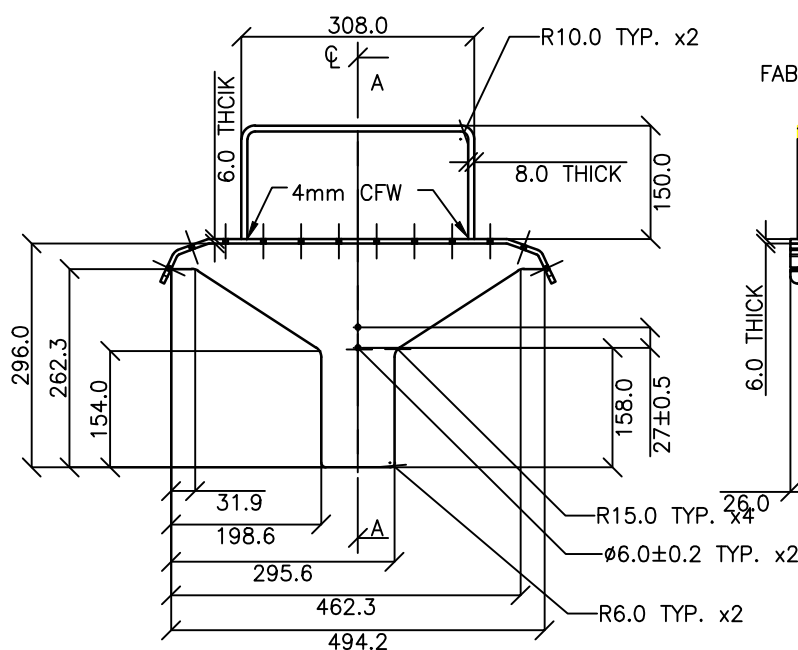
PICTORIAL VIEW



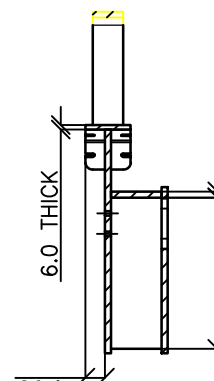
TOP VIEW



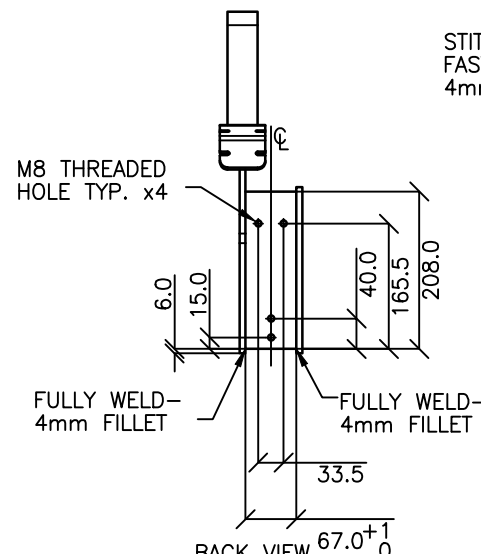
FASTENING PLATE FLAT PATTERN (1:10) – NOT FULL SCALE  
FABRICATOR TO REVIEW SCALE BEFORE USING FLAT PATTERN



RIGHT SIDE VIEW

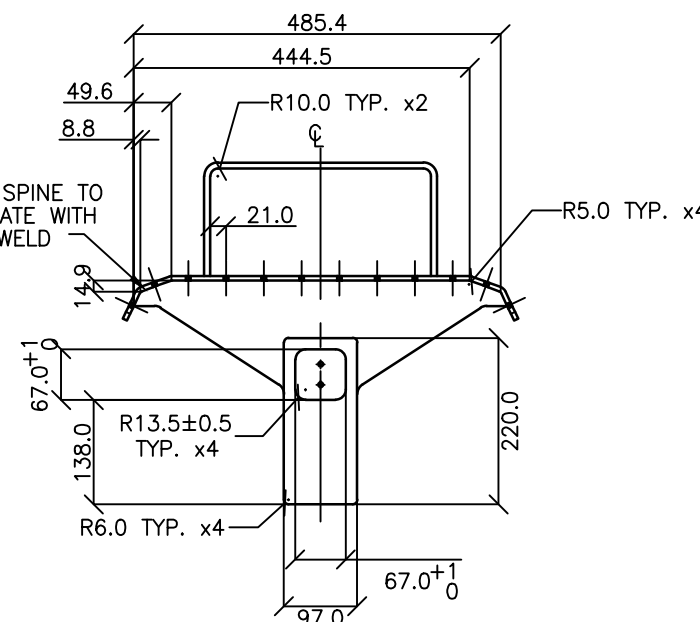


SECTION A-A

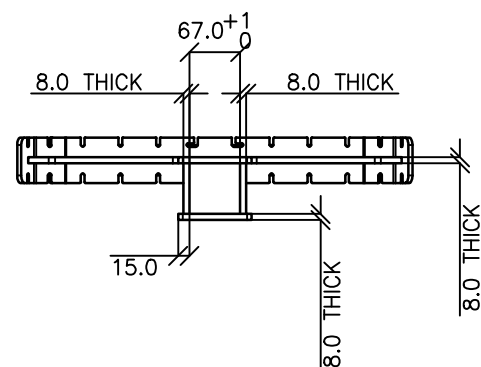


BACK VIEW

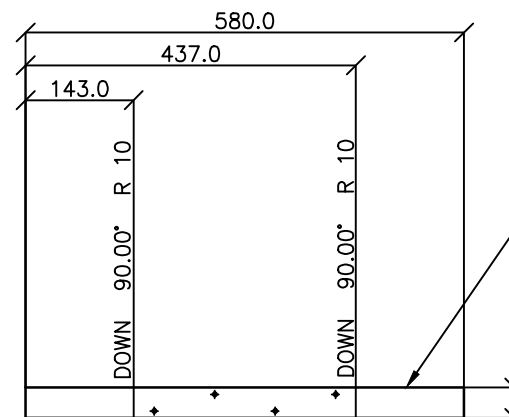
STITCH WELD SPINE TO FASTENING PLATE WITH 4mm FILLET WELD



LEFT SIDE VIEW



BOTTOM VIEW




ARM REST FLAT PATTERN (1:10) – NOT FULL SCALE  
FABRICATOR TO REVIEW SCALE BEFORE USING FLAT PATTERN

SEATS MAY BE ORDERED WITH OR WITHOUT ARMRESTS. CHECK BCC ORDER BEFORE FABRICATION.

ISSUE	AMENDMENT	DRAWN DATE	CHK'D DATE	APPR'D DATE
C	Colour Finish Requirements Updated (Material Notes)	MAY '17	MAY '17	MAY '17
B	Drawing Title Amended	FEB '16	JUL '16	JUL '16
A	Drawing Converted from UMS Series April 2014	APR '14	APR '14	APR '14

DRAWING AUTHORISED FOR PUBLICATION INGA CONDRIK AUTHORISED 15/04/2014				DESIGN	FORMZOO DESIGN	DATE	JUN '12
ASSET ENGINEERING MANAGER STRATEGIC ASSET MANAGEMENT				DRAWN	AB	DATE	JUN '12
DESIGN APPROVED				CHECKED	VM	DATE	APR '13
VICKI MARTIN SIGNATURE ON ORIGINAL				DRAWING FILENAME	BSD-7203-3 - Bench - Outer spine (right) - Sheet 3 of 10.dwg		
PRINCIPAL PLANNING OFFICER URBAN DESIGN				ASSOCIATED PLANS	SUPERSEDES UMS-564-3		



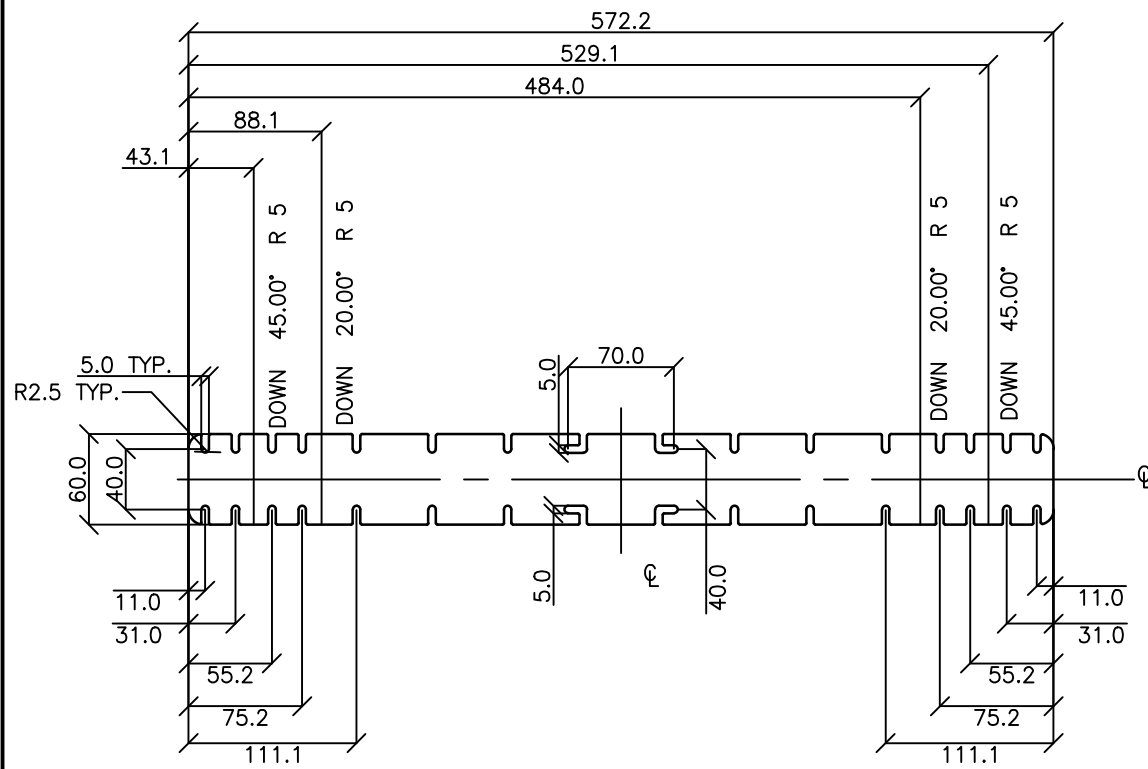
## BRISBANE CITY COUNCIL STANDARD DRAWING

**BENCH  
OUTER SPINE (RIGHT)  
SHEET 3 OF 10**

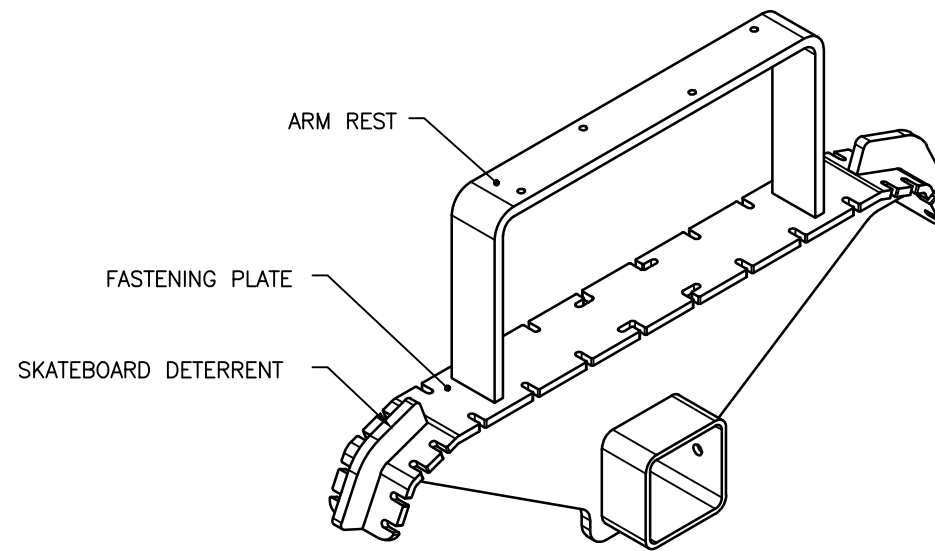
SCALE NOT TO SCALE

DWG No. **BSD-7203**

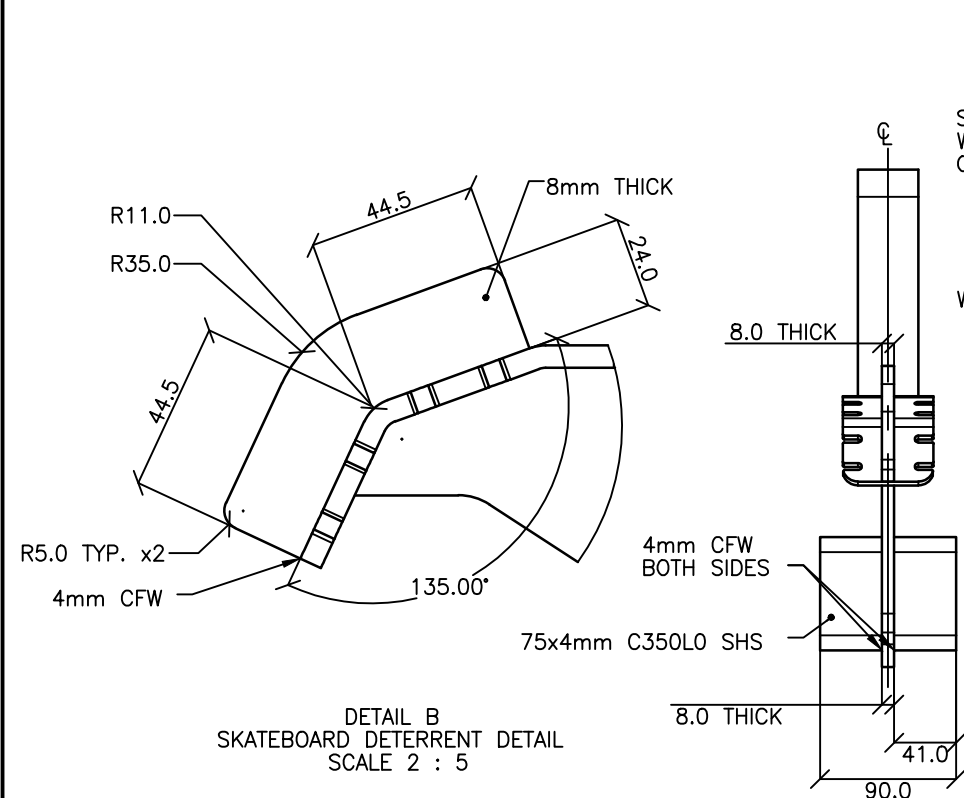
ORIGINAL SIZE A3 REVISION C



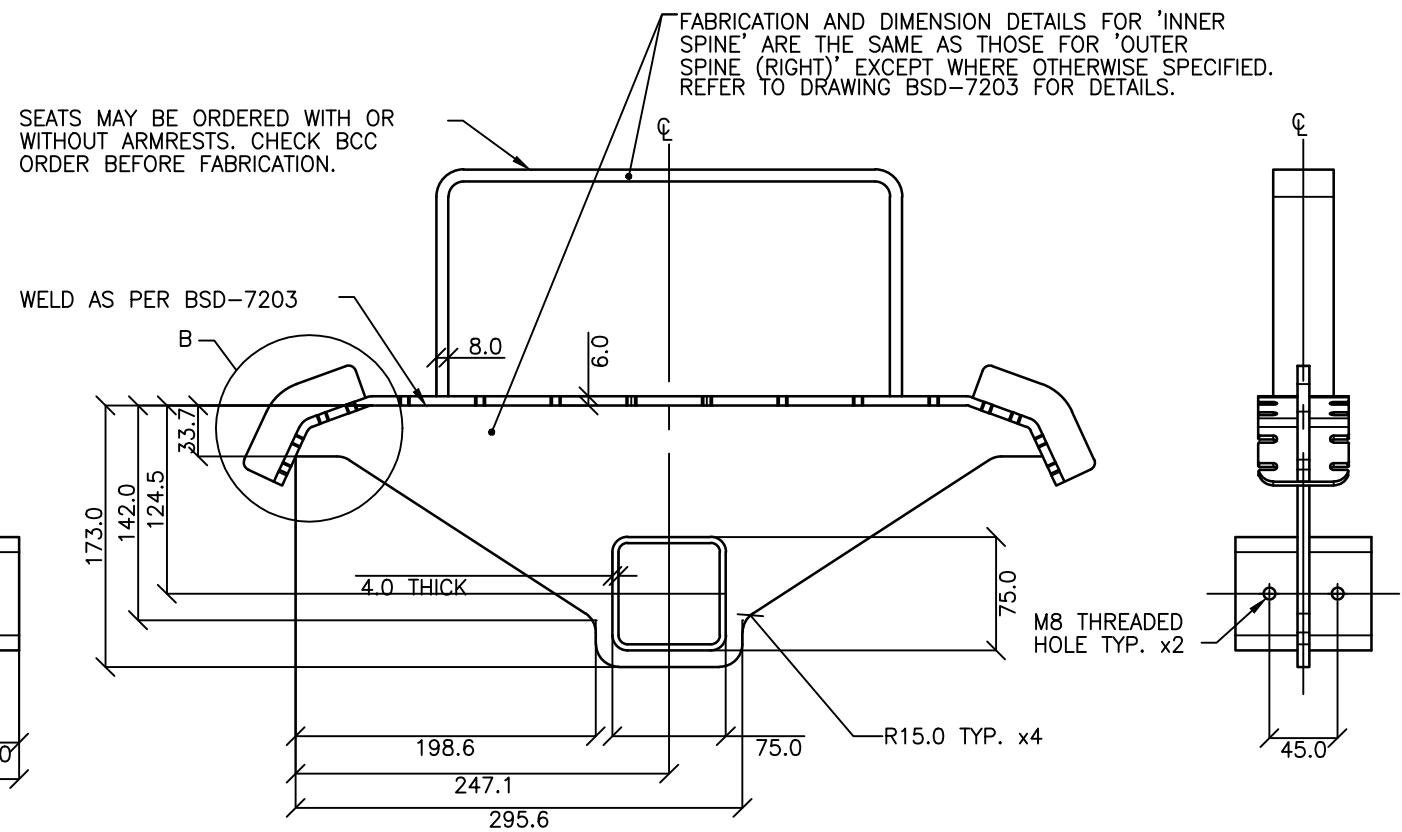
FASTENING PLATE FLAT PATTERN  
(1:5) - NOT FULL SCALE  
FABRICATOR TO REVIEW SCALE BEFORE USING FLAT PATTERN



PICTORIAL VIEW



DETAIL B  
SKATEBOARD DETERRENT DETAIL  
SCALE 2 : 5



SIDE VIEW

## STANDARDS

DESIGNED IN ACCORDANCE WITH, AND FABRICATION TO MEET THE FOLLOWING STANDARDS:

- AS1627.4 METAL FINISHING - PREPARATION AND PRE-TREATMENT OF SURFACES - ABRASIVE BLAST CLEANING OF STEEL.
- AS2312:2002/AMDT 1:2004, GUIDE TO PROTECTION OF IRON AND STEEL AGAINST EXTERIOR ATMOSPHERIC CORROSION, 1994.
- GUIDE TO ENGINEERING PRACTICE, 'PEDESTRIANS', PART 13, AUSTRROADS.
- AS2796.3:1999, TIMBER FOR FURNITURE COMPONENTS.
- AS1604.1-2005, SPECIFICATION FOR PRESERVATIVE TREATMENT, SAWN AND ROUND TIMBER.
- AS4506 -2005, METAL FINISHING- THERMOSET POWDER COATINGS.
- AS4680:2006, HOT DIP GALVANISING. POWDERCOATING TO BE IN ACCORDANCE TO AS4506-2005 EXTERNAL EXPOSURE STANDARD WITH PRE-TREATMENT SAND BLAST, ZINC PHOSPHATE, ETC.
- WOOD TREATMENT - IN ACCORDANCE WITH AS1604.1 HAZARD CLASSIFICATION H3 (EXTERIOR ABOVE GROUND) AND AS2796.3 (TIMBER FOR FURNITURE COMPONENTS.)

## NOTES

- WELDING TO BE ACCORDANCE TO AS1554.1 CAT GP WELDING, ALL SHARP EDGES & BURRS REMOVED.
- PART SHOULD BE SUPPLIED CLEAN AND FREE FROM MARKS, BURRS, SCUFFS, DISTORTION AND WARPAGE.
- ENSURE ANTI-SEIZE IS ON ALL NUTS AND BOLTS PRIOR TO ASSEMBLY.
- DRAWING TO AS1100 DRAWING STANDARDS.
- 316 S.S AND 316 S.S FASTENERS TO BE USED THROUGHOUT FOR COASTAL INSTALLATIONS OR ANY ENVIRONMENT WITH HIGH CORROSION.
- ALL TOLERANCES  $\pm 1.5\text{mm}$  UNLESS OTHERWISE SPECIFIED.
- FABRICATION AND DIMENSION DETAILS FOR 'BENCH INNER SPINE' ARE THE SAME AS THOSE FOR 'BENCH OUTER SPINE (RIGHT)' EXCEPT WHERE OTHERWISE SPECIFIED. REFER TO DRAWING BSD-7203 FOR DETAILS.

## MATERIAL

- MATERIAL: MILD STEEL
- COLOUR: DULUX 'METROPOLIS STORM PEARL' OR APPROVED EQUIVALENT
- FINISH: GALVANISED AND POWDER COATED

STRUCTURAL DESIGN REVIEWED AND CERTIFIED FOR ISSUE

NAME: B.C. PLANT RPEQ: 8807  
SIGNATURE: ON ORIGINAL DATE: 28/ 6 /12

ISSUE	AMENDMENT	DRAWN DATE	CHK'D DATE	APPR'D DATE
C	Colour Finish Requirements Updated (Material Notes)	MAY '17	MAY '17	MAY '17
B	Drawing Title Amended	FEB '16	JUL '16	JUL '16
A	Drawing Converted from UMS Series April 2014	APR '14	APR '14	APR '14

DESIGN	FORMZOO DESIGN	DATE	JUN '12
DRAWN	AB	DATE	JUN '12
CHECKED	VM	DATE	APR '13
DRAWING FILENAME	BSD-7203 (B) Bench - Inner spine - Sheet 4 of 10.dwg		
ASSOCIATED PLANS	SUPERSEDES UMS-564-4		



## BRISBANE CITY COUNCIL STANDARD DRAWING

SCALE: NOT TO SCALE  
DWG No. **BSD-7203**  
ORIGINAL SIZE: A3  
REVISION: C

SCALE	NOT TO SCALE
DWG No.	<b>BSD-7203</b>
ORIGINAL SIZE	A3
REVISION	C

# STANDARDS

DESIGNED IN ACCORDANCE WITH, AND FABRICATION TO MEET THE FOLLOWING STANDARDS:

- AS1627.4 METAL FINISHING – PREPARATION AND PRE-TREATMENT OF SURFACES – ABRASIVE BLAST CLEANING OF STEEL.
- AS2312:2002/AMDT 1:2004, GUIDE TO PROTECTION OF IRON AND STEEL AGAINST EXTERIOR ATMOSPHERIC CORROSION, 1994.
- GUIDE TO ENGINEERING PRACTICE, 'PEDESTRIANS', PART 13, AUSTRoadS.
- AS2796.3:1999, TIMBER FOR FURNITURE COMPONENTS.
- AS1604.1-2005, SPECIFICATION FOR PRESERVATIVE TREATMENT, SAWN AND ROUND TIMBER.
- AS4506 –2005, METAL FINISHING– THERMOSET POWDER COATINGS.
- AS4680:2006, HOT DIP GALVANISING.
- POWDERCOATING TO BE IN ACCORDANCE TO AS4506-2005 EXTERNAL EXPOSURE STANDARD WITH PRE-TREATMENT SAND BLAST, ZINC PHOSPHATE, ETC.
- WOOD TREATMENT – IN ACCORDANCE WITH AS1604.1 HAZARD CLASSIFICATION H3 (EXTERIOR ABOVE GROUND) AND AS2796.3 (TIMBER FOR FURNITURE COMPONENTS.)

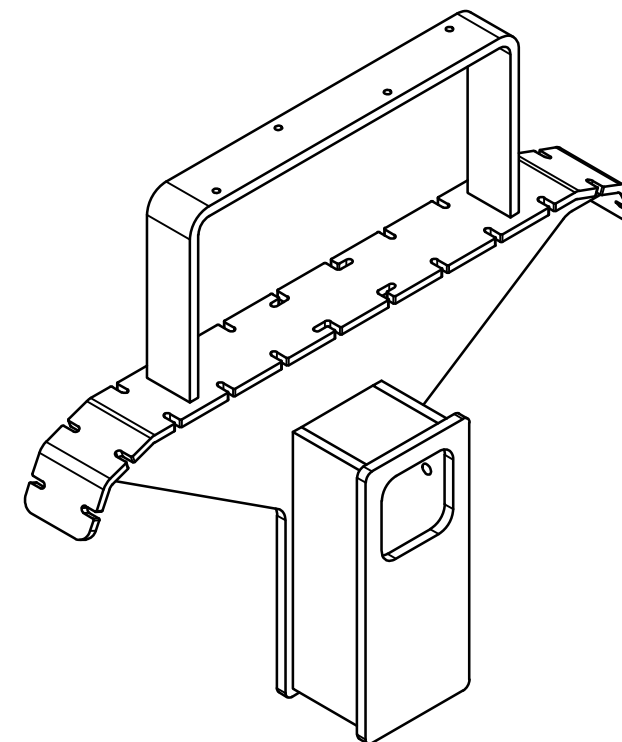
# NOTES

- WELDING TO BE ACCORDANCE TO AS1554.1 CAT GP WELDING, ALL SHARP EDGES & BURRS REMOVED.
- PART SHOULD BE SUPPLIED CLEAN AND FREE FROM MARKS, BURRS, SCUFFS, DISTORTION AND WARPAGE.
- ENSURE ANTI-SEIZE IS ON ALL NUTS AND BOLTS PRIOR TO ASSEMBLY.
- DRAWING TO AS1100 DRAWING STANDARDS.
- 316 S.S AND 316 S.S FASTENERS TO BE USED THROUGHOUT FOR COASTAL INSTALLATIONS OR ANY ENVIRONMENT WITH HIGH CORROSION.
- ALL TOLERANCES ± 1.5mm UNLESS OTHERWISE SPECIFIED.
- THIS IS A LEFT HAND (MIRRORED) VERSION OF PART 'BENCH OUTER SPINE (RIGHT)' – REFER TO DRAWING BSD-7203 FOR FABRICATION AND DIMENSION DETAILS.

# MATERIAL

- MATERIAL: MILD STEEL
- COLOUR: DULUX 'METROPOLIS STORM PEARL' OR APPROVED EQUIVALENT
- FINISH: GALVANISED AND POWDER COATED

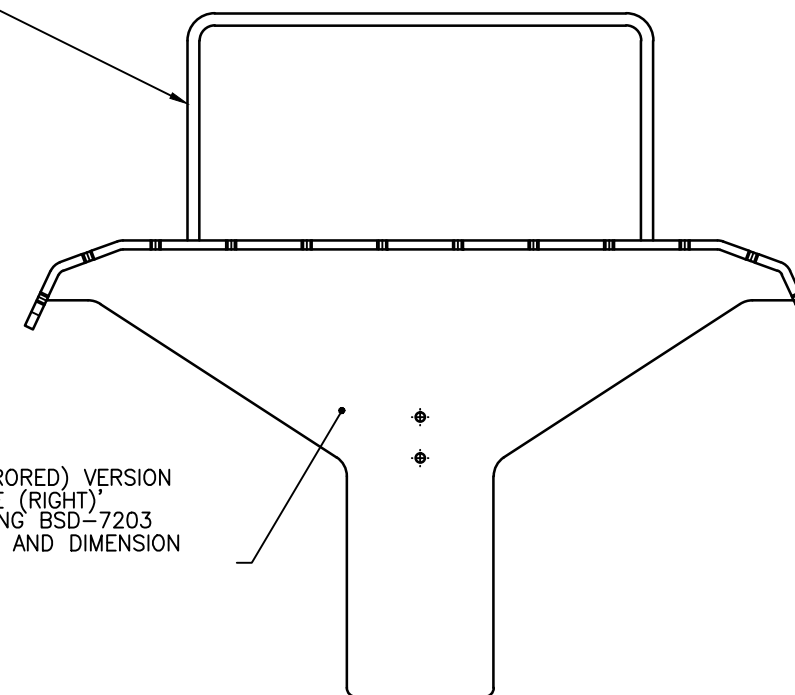
**STRUCTURAL DESIGN REVIEWED AND CERTIFIED FOR ISSUE**  
 NAME: B.C. PLANT \_\_\_\_\_ RPEQ: 8807 \_\_\_\_\_  
 SIGNATURE: ON ORIGINAL \_\_\_\_\_ DATE: 28/6/12



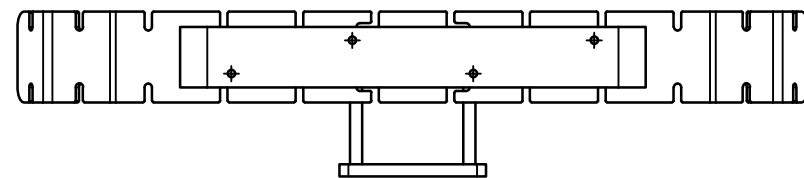
PICTORIAL VIEW

ARMREST SECTION IS THE SAME AS BSD-7203 (NOT A MIRRORED VERSION)

LEFT HAND (MIRRORED) VERSION OF 'OUTER SPINE (RIGHT)'. REFER TO DRAWING BSD-7203 FOR FABRICATION AND DIMENSION DETAILS.

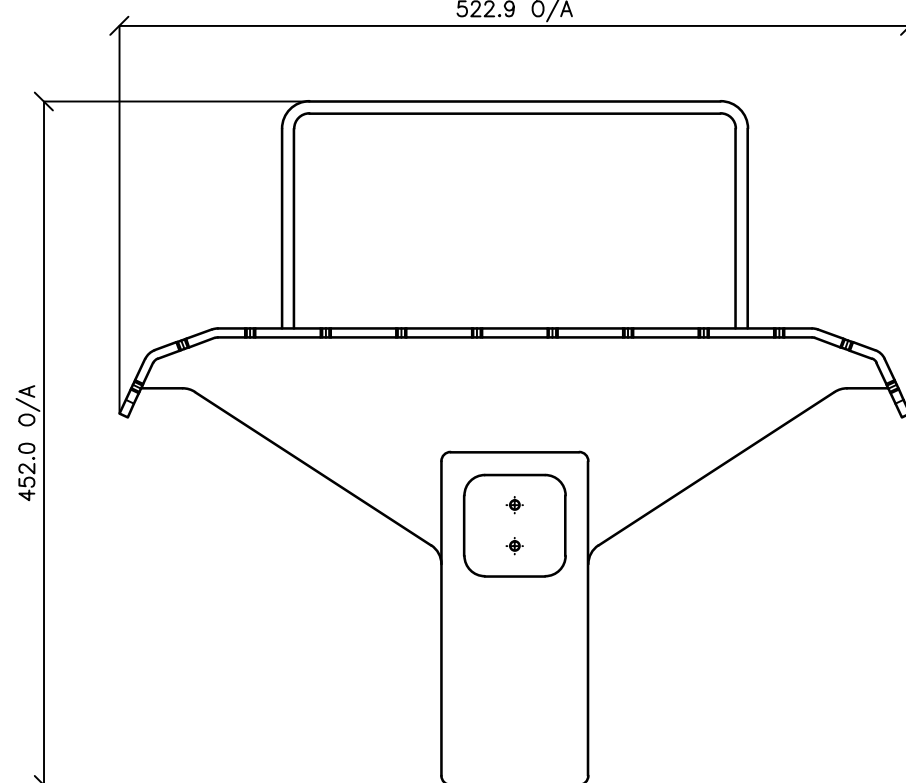


LEFT SIDE VIEW



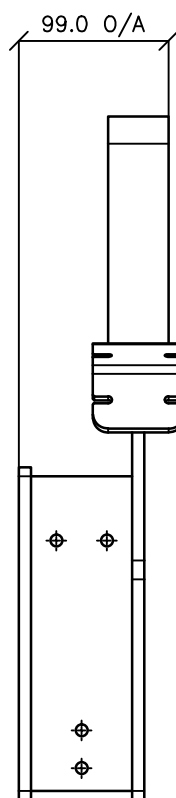
TOP VIEW

522.9 O/A



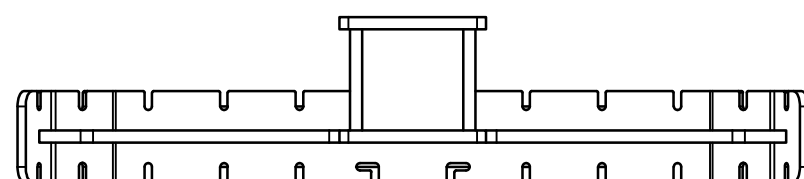
RIGHT SIDE VIEW

452.0 O/A



BACK VIEW


99.0 O/A



BOTTOM VIEW

ISSUE	AMENDMENT	DRAWN DATE	CHK'D DATE	APPR'D DATE
C	Colour Finish Requirements Updated (Material Notes)	MAY '17	MAY '17	MAY '17
B	Drawing Title Amended	FEB '16	JUL '16	JUL '16
A	Drawing Converted from UMS Series April 2014	APR '14	APR '14	APR '14

DRAWING AUTHORISED FOR PUBLICATION INGA CONDRIK AUTHORISED 15/04/2014			
DESIGN	FORMZOO DESIGN	DATE	JUN '12
DRAWN	AB	DATE	JUN '12
CHECKED	VM	DATE	APR '13
DRAWING FILENAME	BSD-7203 (B) Bench - Outer spine (left) - Sheet 5 of 10.dwg		
ASSOCIATED PLANS	SUPERSEDES UMS-564-5		



<b>BRISBANE CITY COUNCIL STANDARD DRAWING</b>	
<b>BENCH OUTER SPINE (LEFT) SHEET 5 OF 10</b>	
SCALE	NOT TO SCALE
DWG No.	<b>BSD-7203</b>
ORIGINAL SIZE	A3
REVISION	C

# STANDARDS

DESIGNED IN ACCORDANCE WITH, AND FABRICATION TO MEET THE FOLLOWING STANDARDS:

- AS1627.4 METAL FINISHING – PREPARATION AND PRE-TREATMENT OF SURFACES – ABRASIVE BLAST CLEANING OF STEEL.
- AS2312:2002/AMDT 1:2004, GUIDE TO PROTECTION OF IRON AND STEEL AGAINST EXTERIOR ATMOSPHERIC CORROSION, 1994.
- GUIDE TO ENGINEERING PRACTICE, 'PEDESTRIANS', PART 13, AUSTRROADS.
- AS2796.3:1999, TIMBER FOR FURNITURE COMPONENTS.
- AS1604.1–2005, SPECIFICATION FOR PRESERVATIVE TREATMENT, SAWN AND ROUND TIMBER.
- AS4506 –2005, METAL FINISHING– THERMOSET POWDER COATINGS.
- AS4680:2006, HOT DIP GALVANISING.
- POWDERCOATING TO BE IN ACCORDANCE TO AS4506–2005 EXTERNAL EXPOSURE STANDARD WITH PRE-TREATMENT SAND BLAST, ZINC PHOSPHATE, ETC.
- WOOD TREATMENT – IN ACCORDANCE WITH AS1604.1 HAZARD CLASSIFICATION H3 (EXTERIOR ABOVE GROUND) AND AS2796.3 (TIMBER FOR FURNITURE COMPONENTS.)

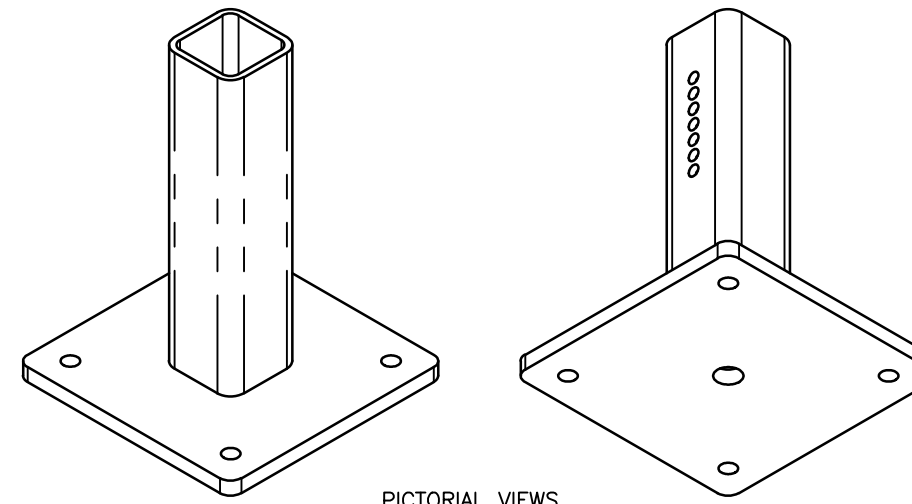
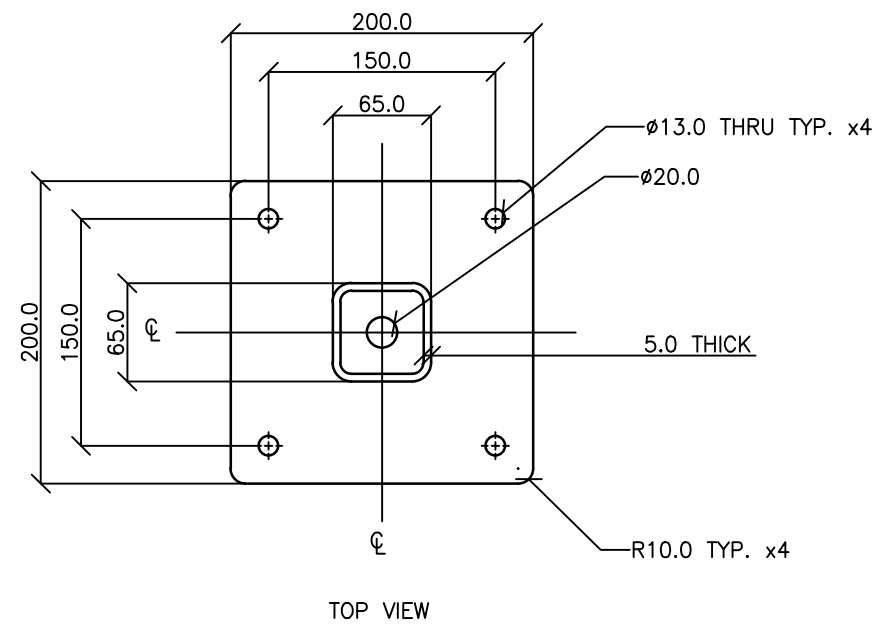
# NOTES

- WELDING TO BE ACCORDANCE TO AS1554.1 CAT GP WELDING, ALL SHARP EDGES & BURRS REMOVED.
- PART SHOULD BE SUPPLIED CLEAN AND FREE FROM MARKS, BURRS, SCUFFS, DISTORTION AND WARPAGE.
- ENSURE ANTI-SEIZE IS ON ALL NUTS AND BOLTS PRIOR TO ASSEMBLY.
- DRAWING TO AS1100 DRAWING STANDARDS.
- 316 S.S AND 316 S.S FASTENERS TO BE USED THROUGHOUT FOR COASTAL INSTALLATIONS OR ANY ENVIRONMENT WITH HIGH CORROSION.
- ALL TOLERANCES  $\pm 1.5\text{mm}$  UNLESS OTHERWISE SPECIFIED.
- BENCH FOOT IS THE SAME PART AS SEAT FOOT (REFER TO DRAWING BSD-7201 AND BSD-7202)

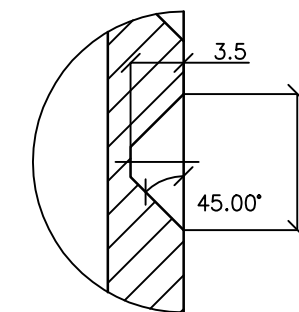
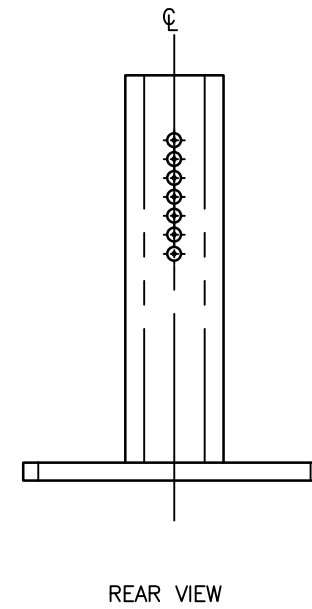
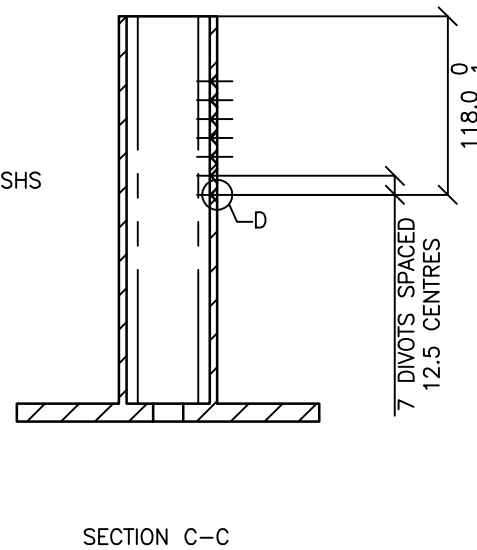
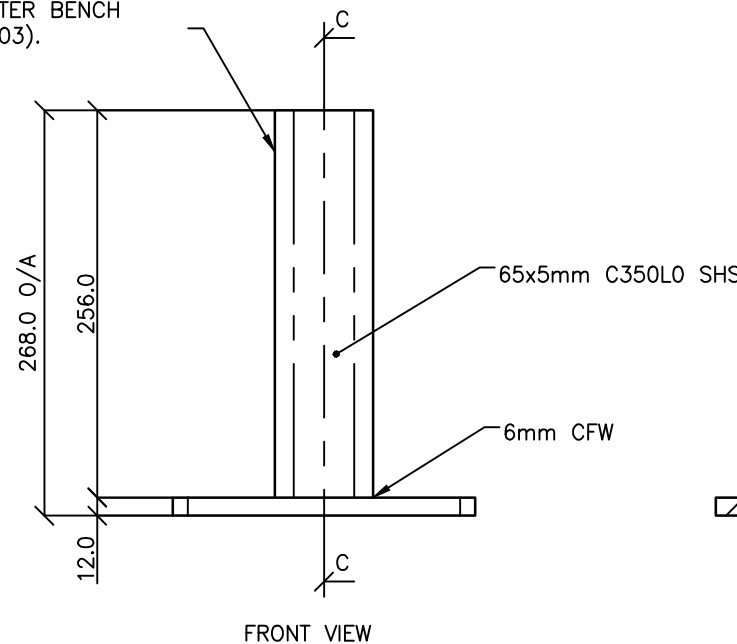
# MATERIAL

- MATERIAL: MILD STEEL
- COLOUR: DULUX 'METROPOLIS STORM PEARL' OR APPROVED EQUIVALENT
- FINISH: GALVANISED AND POWDER COATED

**STRUCTURAL DESIGN REVIEWED AND CERTIFIED FOR ISSUE**  
 NAME: B.C. PLANT RPEQ: 8807  
 SIGNATURE: ON ORIGINAL DATE: 28/6/12




LEG LENGTH SUITS 425mm HIGH BENCH. LEG TO BE DOCKED TO LENGTH FOR SHORTER BENCH INSTALLATION (BSD-7203).



DETAIL D  
TYPICAL GRUB SCREW DIVOT DETAIL  
SCALE 2 : 1

ISSUE	AMENDMENT	DRAWN DATE	CHK'D DATE	APPR'D DATE
C	Colour Finish Requirement Updated (Material Notes)	MAY '17	MAY '17	MAY '17
B	Drawing Title Amended	FEB '16	JUL '16	JUL '16
A	Drawing Converted from UMS Series April 2014	APR '14	APR '14	APR '14

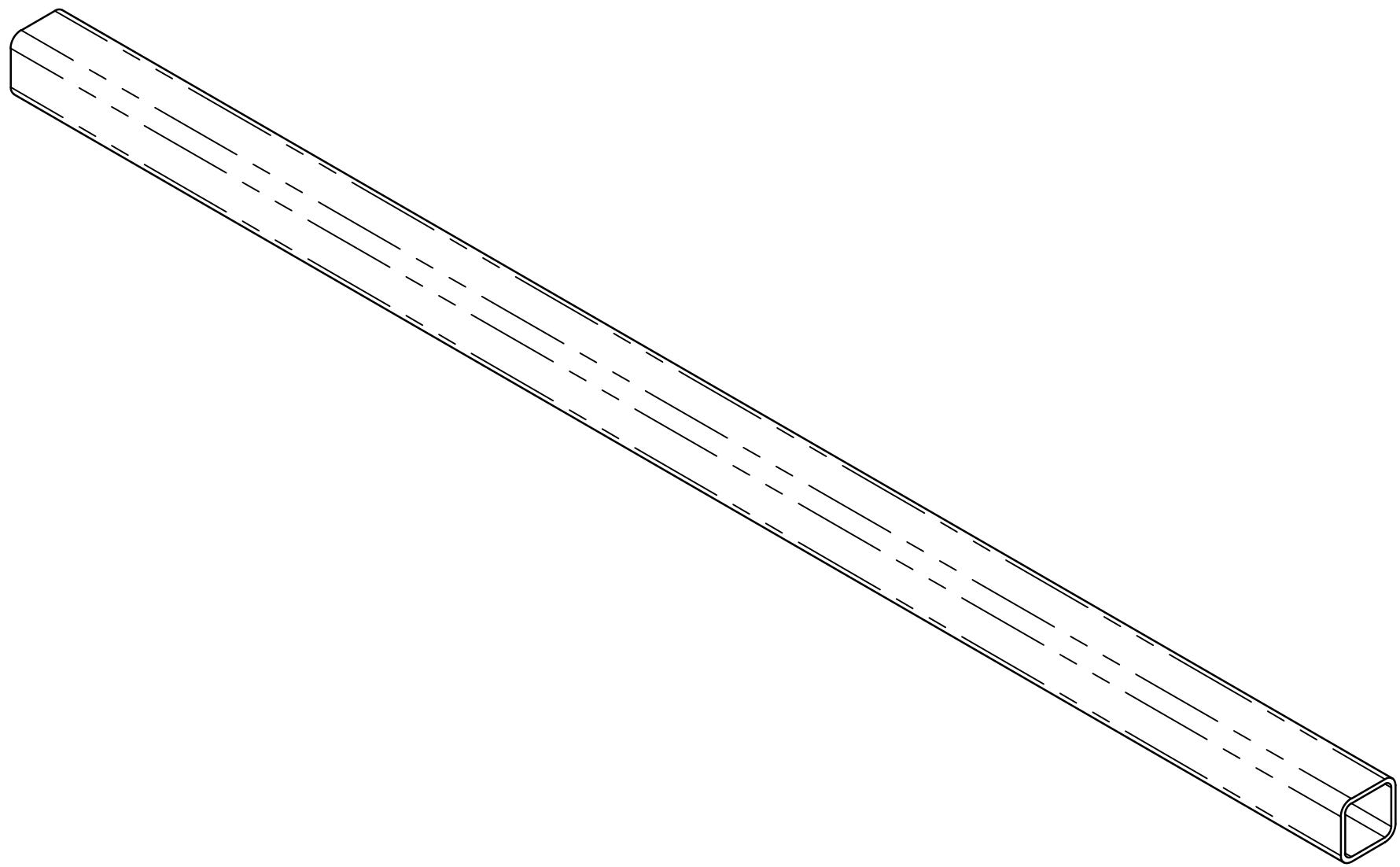
DRAWING AUTHORISED FOR PUBLICATION INGA CONDRIK AUTHORISED 15/04/2014			
DESIGN	FORMZOO DESIGN	DATE	JUN '12
DRAWN	AB	DATE	JUN '12
CHECKED	VM	DATE	APR '13
DRAWING FILENAME	BSD-7203 (B) Bench - Foot - Sheet 6 of 10.dwg		
ASSOCIATED PLANS	SUPERSEDES UMS-564-6		



**BRISBANE CITY COUNCIL STANDARD DRAWING**

**BENCH FOOT**  
**SHEET 6 OF 10**

SCALE: NOT TO SCALE	
DWG No. <b>BSD-7203</b>	
ORIGINAL SIZE: A3	REVISION: C



## STANDARDS

DESIGNED IN ACCORDANCE WITH, AND FABRICATION TO MEET THE FOLLOWING STANDARDS:

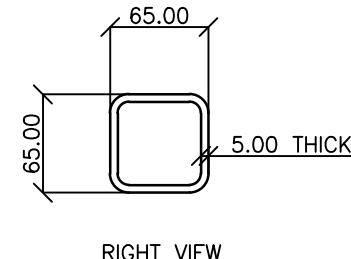
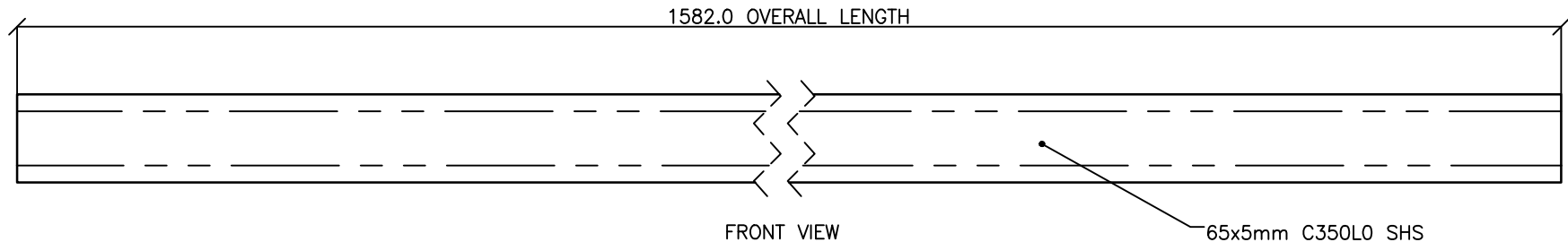
1. AS1627.4 METAL FINISHING – PREPARATION AND PRE-TREATMENT OF SURFACES – ABRASIVE BLAST CLEANING OF STEEL.
2. AS2312:2002/AMDT 1:2004, GUIDE TO PROTECTION OF IRON AND STEEL AGAINST EXTERIOR ATMOSPHERIC CORROSION, 1994.
3. GUIDE TO ENGINEERING PRACTICE, 'PEDESTRIANS', PART 13, AUSTRROADS.
4. AS2796.3:1999, TIMBER FOR FURNITURE COMPONENTS.
5. AS1604.1-2005, SPECIFICATION FOR PRESERVATIVE TREATMENT, SAWN AND ROUND TIMBER.
6. AS4506 –2005, METAL FINISHING- THERMOSET POWDER COATINGS.
7. AS4680:2006, HOT DIP GALVANISING. POWDERCOATING TO BE IN ACCORDANCE TO AS4506-2005 EXTERNAL EXPOSURE STANDARD WITH PRE-TREATMENT SAND BLAST, ZINC PHOSPHATE, ETC.
9. WOOD TREATMENT – IN ACCORDANCE WITH AS1604.1 HAZARD CLASSIFICATION H3 (EXTERIOR ABOVE GROUND) AND AS2796.3 (TIMBER FOR FURNITURE COMPONENTS.)

## NOTES

1. WELDING TO BE ACCORDANCE TO AS1554.1 CAT GP WELDING, ALL SHARP EDGES & BURRS REMOVED.
2. PART SHOULD BE SUPPLIED CLEAN AND FREE FROM MARKS, BURRS, SCUFFS, DISTORTION AND WARPAGE.
3. ENSURE ANTI-SEIZE IS ON ALL NUTS AND BOLTS PRIOR TO ASSEMBLY.
4. DRAWING TO AS1100 DRAWING STANDARDS.
5. 316 S.S AND 316 S.S FASTENERS TO BE USED THROUGHOUT FOR COASTAL INSTALLATIONS OR ANY ENVIRONMENT WITH HIGH CORROSION.
6. ALL TOLERANCES  $\pm 1.5\text{mm}$  UNLESS OTHERWISE SPECIFIED.
7. BENCH RAIL IS THE SAME PART AS SEAT RAIL (REFER TO DRAWING BSD-7201 AND BSD-7202)

## MATERIAL

1. MATERIAL: C350L0 SHS
2. COLOUR: DULUX 'METROPOLIS STORM PEARL' OR APPROVED EQUIVALENT
3. FINISH: GALVANISED AND POWDER COATED



**STRUCTURAL DESIGN REVIEWED AND CERTIFIED FOR ISSUE**

NAME: B.C. PLANT RPEQ: 8807

SIGNATURE: ON ORIGINAL DATE: 28/ 6 /12

ISSUE	AMENDMENT	DRAWN DATE	CHK'D DATE	APPR'D DATE
C	Colour Finish Requirements Updated (Material Notes)	MAY '17	MAY '17	MAY '17
B	Drawing Title Amended	FEB '16	JUL '16	JUL '16
A	Drawing Converted from UMS Series April 2014	APR '14	APR '14	APR '14

DRAWING AUTHORISED FOR PUBLICATION INGA CONDRIK AUTHORISED 15/04/2014			
DESIGN	FORMZOO DESIGN	DATE	JUN '12
DRAWN	AB	DATE	JUN '12
CHECKED	VM	DATE	APR '13
DRAWING FILENAME	BSD-7203 (B) Bench - Rail - Sheet 7 of 10.dwg		
ASSOCIATED PLANS	SUPERSEDES UMS-564-7		
ASSET ENGINEERING MANAGER STRATEGIC ASSET MANAGEMENT DESIGN APPROVED VICKI MARTIN SIGNATURE ON ORIGINAL PRINCIPAL PLANNING OFFICER URBAN DESIGN			

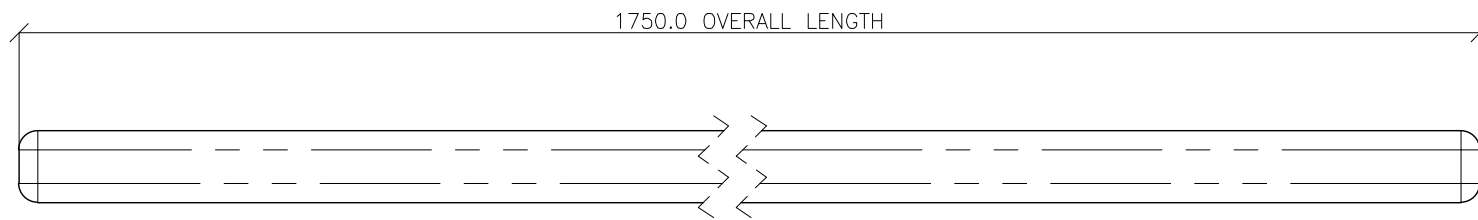


**BRISBANE CITY COUNCIL STANDARD DRAWING**

**BENCH RAIL**

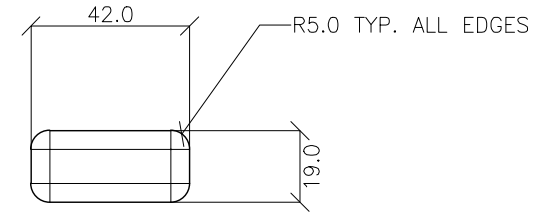
**SHEET 7 OF 10**

SCALE NOT TO SCALE	
DWG No. <b>BSD-7203</b>	
ORIGINAL SIZE A3	REVISION C




FRONT VIEW

### BENCH LONG SLAT

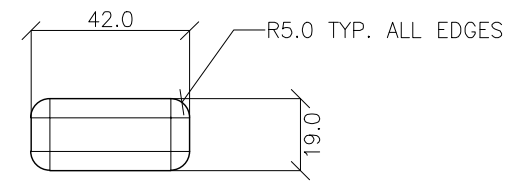


SIDE VIEW

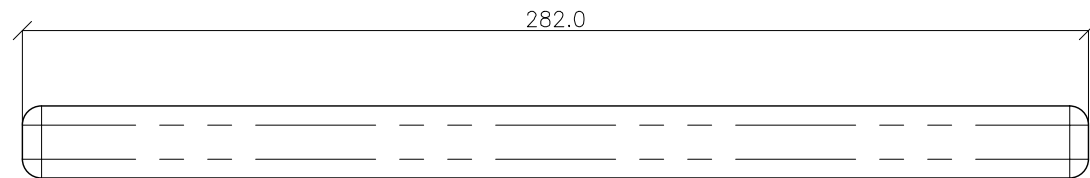


FRONT VIEW

### BENCH SHORT SLAT

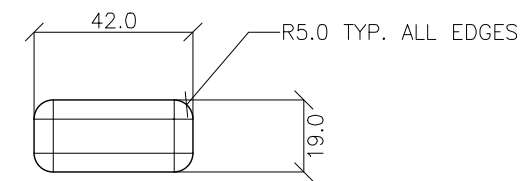


SIDE VIEW



FRONT VIEW

### BENCH ARM REST SLAT



SIDE VIEW

## STANDARDS

DESIGNED IN ACCORDANCE WITH, AND FABRICATION TO MEET THE FOLLOWING STANDARDS:

- AS1627.4 METAL FINISHING – PREPARATION AND PRE-TREATMENT OF SURFACES – ABRASIVE BLAST CLEANING OF STEEL.
- AS2312:2002/AMDT 1:2004, GUIDE TO PROTECTION OF IRON AND STEEL AGAINST EXTERIOR ATMOSPHERIC CORROSION, 1994.
- GUIDE TO ENGINEERING PRACTICE, 'PEDESTRIANS', PART 13, AUSTRROADS.
- AS2796.3:1999, TIMBER FOR FURNITURE COMPONENTS.
- AS1604.1–2005, SPECIFICATION FOR PRESERVATIVE TREATMENT, SAWN AND ROUND TIMBER.
- AS4506 –2005, METAL FINISHING– THERMOSET POWDER COATINGS.
- AS4680:2006, HOT DIP GALVANISING.
- POWDERCOATING TO BE IN ACCORDANCE TO AS4506–2005 EXTERNAL EXPOSURE STANDARD WITH PRE-TREATMENT SAND BLAST, ZINC PHOSPHATE, ETC.
- WOOD TREATMENT – IN ACCORDANCE WITH AS1604.1 HAZARD CLASSIFICATION H3 (EXTERIOR ABOVE GROUND) AND AS2796.3 (TIMBER FOR FURNITURE COMPONENTS.)

## NOTES

- WELDING TO BE ACCORDANCE TO AS1554.1 CAT GP WELDING, ALL SHARP EDGES & BURRS REMOVED.
- PART SHOULD BE SUPPLIED CLEAN AND FREE FROM MARKS, BURRS, SCUFFS, DISTORTION AND WARPAGE.
- ENSURE ANTI-SEIZE IS ON ALL NUTS AND BOLTS PRIOR TO ASSEMBLY.
- DRAWING TO AS1100 DRAWING STANDARDS.
- 316 S.S AND 316 S.S FASTENERS TO BE USED THROUGHOUT FOR COASTAL INSTALLATIONS OR ANY ENVIRONMENT WITH HIGH CORROSION.
- ALL TOLERANCES  $\pm 1.5\text{mm}$  UNLESS OTHERWISE SPECIFIED.
- BENCH LONG SLAT IS THE SAME PART AS SEAT LONG SLAT (REFER TO DRAWING BSD-7201 & BSD-7202)
- BENCH SHORT SLAT IS THE SAME PART AS SEAT SHORT SLAT (REFER TO DRAWING BSD-7201 & BSD-7202)
- BENCH ARM REST SLAT IS THE SAME PART AS SEAT ARM REST SLAT (REFER TO DRAWING BSD-7201 & BSD-7202)

## MATERIAL

- MATERIAL: HARDWOOD
- COLOUR: JARRAH STAIN
- FINISH: SMOOTH + WATER BASED FURNITURE OIL


STRUCTURAL DESIGN REVIEWED AND CERTIFIED FOR ISSUE

NAME: B.C. PLANT RPEQ: 8807

SIGNATURE: ON ORIGINAL DATE: 28/ 6 / 12

ISSUE	AMENDMENT	DRAWN DATE	CHK'D DATE	APPR'D DATE
B	Drawing Title Amended	FEB '16	JUL '16	JUL '16
A	Drawing Converted from UMS Series April 2014	APR '14	APR '14	APR '14

DRAWING AUTHORISED FOR PUBLICATION INGA CONDRIE AUTHORIZED 15/04/2014			
DESIGN	FORMZOO DESIGN	DATE	JUN '12
DRAWN	AB	DATE	JUN '12
CHECKED	VM	DATE	APR '13
ASSET ENGINEERING MANAGER STRATEGIC ASSET MANAGEMENT DESIGN APPROVED			
VICKI MARTIN SIGNATURE ON ORIGINAL			
PRINCIPAL PLANNING OFFICER URBAN DESIGN			
DRAWING FILENAME	BSD-7203 (B) Bench - Timber slats - Sheet 8 of 10.dwg		
ASSOCIATED PLANS	SUPERSEDES UMS-564-8		



<b>BRISBANE CITY COUNCIL STANDARD DRAWING</b>	
<b>BENCH TIMBER SLATS SHEET 8 OF 10</b>	
SCALE NOT TO SCALE	DWG No. <b>BSD-7203</b>
ORIGINAL SIZE A3	REVISION B

# STANDARDS

DESIGNED IN ACCORDANCE WITH, AND FABRICATION TO MEET THE FOLLOWING STANDARDS:

- AS1627.4 METAL FINISHING – PREPARATION AND PRE-TREATMENT OF SURFACES – ABRASIVE BLAST CLEANING OF STEEL.
- AS2312:2002/AMDT 1:2004, GUIDE TO PROTECTION OF IRON AND STEEL AGAINST EXTERIOR ATMOSPHERIC CORROSION, 1994.
- GUIDE TO ENGINEERING PRACTICE, 'PEDESTRIANS', PART 13, AUSTRROADS.
- AS2796.3:1999, TIMBER FOR FURNITURE COMPONENTS.
- AS1604.1-2005, SPECIFICATION FOR PRESERVATIVE TREATMENT, SAWN AND ROUND TIMBER.
- AS4506 –2005, METAL FINISHING– THERMOSET POWDER COATINGS.
- AS4680:2006, HOT DIP GALVANISING.
- POWDERCOATING TO BE IN ACCORDANCE TO AS4506-2005 EXTERNAL EXPOSURE STANDARD WITH PRE-TREATMENT SAND BLAST, ZINC PHOSPHATE, ETC.
- WOOD TREATMENT – IN ACCORDANCE WITH AS1604.1 HAZARD CLASSIFICATION H3 (EXTERIOR ABOVE GROUND) AND AS2796.3 (TIMBER FOR FURNITURE COMPONENTS.)

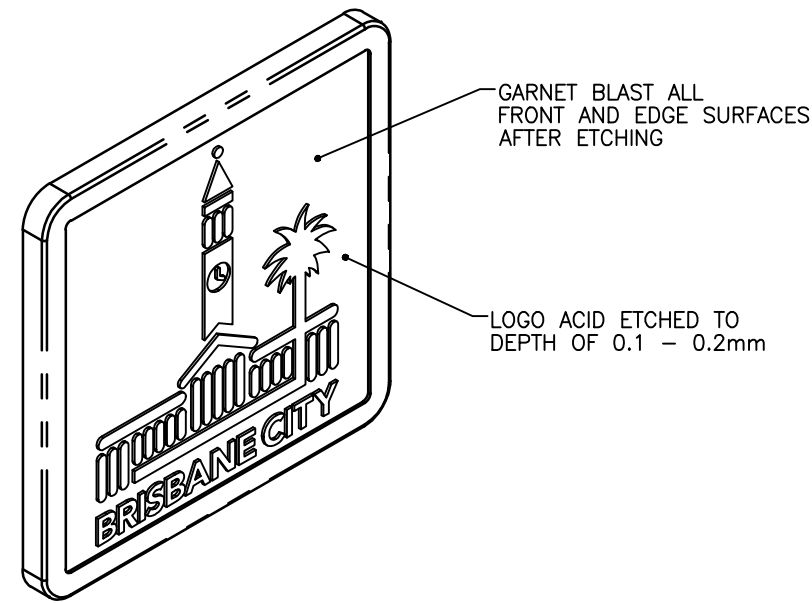
# NOTES

- WELDING TO BE ACCORDANCE TO AS1554.1 CAT GP WELDING, ALL SHARP EDGES & BURRS REMOVED.
- PART SHOULD BE SUPPLIED CLEAN AND FREE FROM MARKS, BURRS, SCUFFS, DISTORTION AND WARPAGE.
- ENSURE ANTI-SEIZE IS ON ALL NUTS AND BOLTS PRIOR TO ASSEMBLY.
- DRAWING TO AS1100 DRAWING STANDARDS.
- 316 S.S AND 316 S.S FASTENERS TO BE USED THROUGHOUT FOR COASTAL INSTALLATIONS OR ANY ENVIRONMENT WITH HIGH CORROSION.
- ALL TOLERANCES ± 1.5mm UNLESS OTHERWISE SPECIFIED.
- BENCH LOGO BADGE IS THE SAME PART AS SEAT LOGO BADGE (REFER TO DRAWING BSD-7201 & BSD-7202)

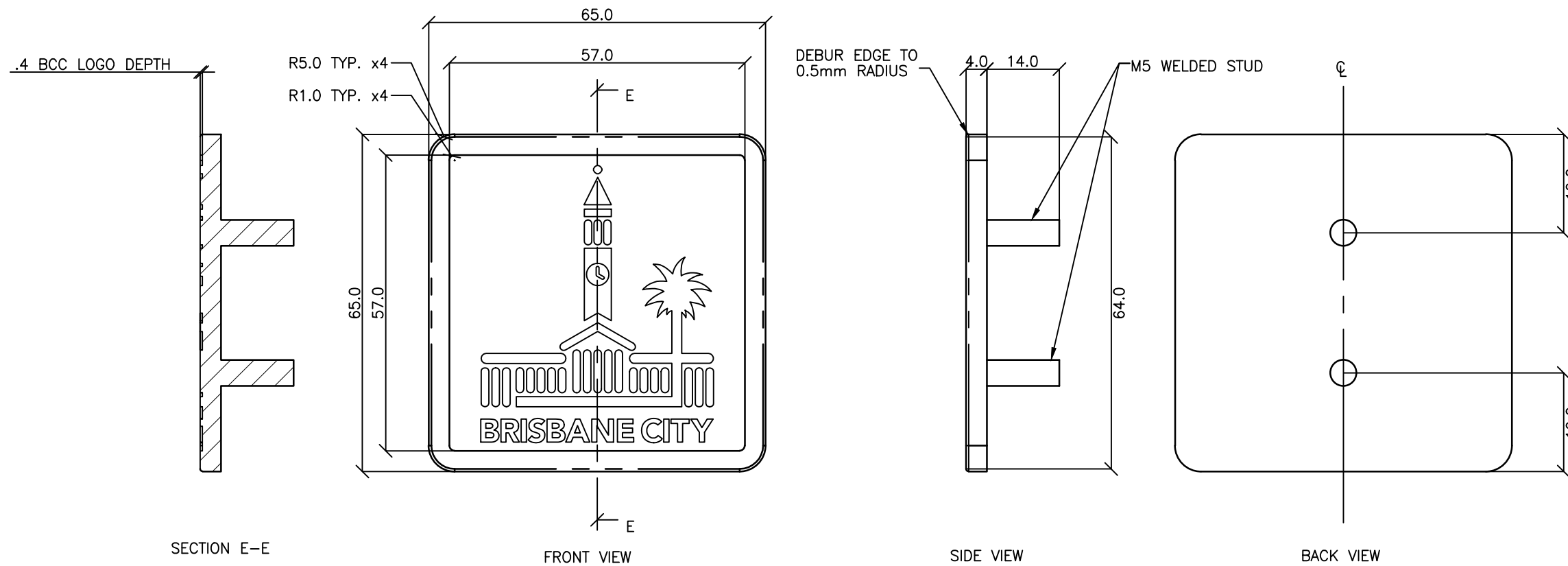
# MATERIAL

- MATERIAL: 316 STAINLESS STEEL
- COLOUR: NATURAL
- FINISH: GARNET BLASTED

STRUCTURAL DESIGN REVIEWED AND CERTIFIED FOR ISSUE  
 NAME: B.C. PLANT \_\_\_\_\_ RPEQ: 8807  
 SIGNATURE: ON ORIGINAL \_\_\_\_\_ DATE: 28/ 6/ 12



PICTORIAL VIEW



SECTION E-E


FRONT VIEW

SIDE VIEW

BACK VIEW

ISSUE	AMENDMENT	DRAWN DATE	CHK'D DATE	APPR'D DATE
C	Logo Badge Acid Etch Badge Depth Amended	MAY '17	MAY '17	MAY '17
B	Drawing Title Amended	FEB '16	JUL '16	JUL '16
A	Drawing Converted from UMS Series April 2014	APR '14	APR '14	APR '14

DRAWING AUTHORISED FOR PUBLICATION INGA CONDRIK AUTHORISED 15/04/2014			
DESIGN	FORMZOO DESIGN	DATE	JUN '12
DRAWN	AB	DATE	JUN '12
CHECKED	VM	DATE	APR '13
DRAWING FILENAME	BSD-7203 (B) Bench - Logo badge - Sheet 9 of 10.dwg		
ASSOCIATED PLANS	SUPERSEDES UMS-564-9		
ASSET ENGINEERING MANAGER STRATEGIC ASSET MANAGEMENT DESIGN APPROVED VICKI MARTIN SIGNATURE ON ORIGINAL PRINCIPAL PLANNING OFFICER URBAN DESIGN			



<b>BRISBANE CITY COUNCIL STANDARD DRAWING</b>	
<b>BENCH LOGO BADGE</b>	
<b>SHEET 9 OF 10</b>	
SCALE	NOT TO SCALE
DWG No.	<b>BSD-7203</b>
ORIGINAL SIZE	A3
REVISION	C



# STANDARDS

DESIGNED IN ACCORDANCE WITH, AND FABRICATION TO MEET THE FOLLOWING STANDARDS:

- AS1627.4 METAL FINISHING – PREPARATION AND PRE-TREATMENT OF SURFACES – ABRASIVE BLAST CLEANING OF STEEL.
- AS2312:2002/AMDT 1:2004, GUIDE TO PROTECTION OF IRON AND STEEL AGAINST EXTERIOR ATMOSPHERIC CORROSION, 1994.
- GUIDE TO ENGINEERING PRACTICE, 'PEDESTRIANS', PART 13, AUSTRROADS.
- AS2796.3:1999, TIMBER FOR FURNITURE COMPONENTS.
- AS1604.1-2005, SPECIFICATION FOR PRESERVATIVE TREATMENT, SAWN AND ROUND TIMBER.
- AS4506 –2005, METAL FINISHING– THERMOSET POWDER COATINGS.
- AS4680:2006, HOT DIP GALVANISING. POWDERCOATING TO BE IN ACCORDANCE TO AS4506-2005 EXTERNAL EXPOSURE STANDARD WITH PRE-TREATMENT SAND BLAST, ZINC PHOSPHATE, ETC.
- WOOD TREATMENT – IN ACCORDANCE WITH AS1604.1 HAZARD CLASSIFICATION H3 (EXTERIOR ABOVE GROUND) AND AS2796.3 (TIMBER FOR FURNITURE COMPONENTS.)

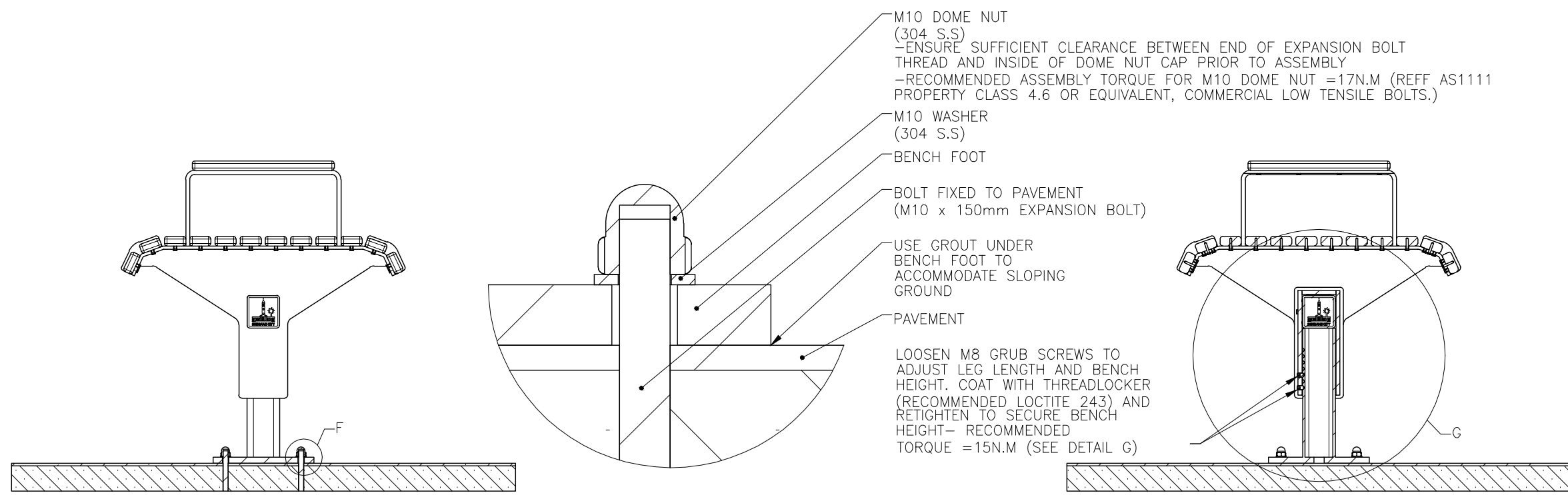
# NOTES

- WELDING TO BE ACCORDANCE TO AS1554.1 CAT GP WELDING, ALL SHARP EDGES & BURRS REMOVED.
- PART SHOULD BE SUPPLIED CLEAN AND FREE FROM MARKS, BURRS, SCUFFS, DISTORTION AND WARPAGE.
- ENSURE ANTI-SEIZE IS ON ALL NUTS AND BOLTS PRIOR TO ASSEMBLY.
- DRAWING TO AS1100 DRAWING STANDARDS.
- 316 S.S AND 316 S.S FASTENERS TO BE USED THROUGHOUT FOR COASTAL INSTALLATIONS OR ANY ENVIRONMENT WITH HIGH CORROSION.
- ALL TOLERANCES ± 1.5mm UNLESS OTHERWISE SPECIFIED.

# MATERIAL

- MATERIAL: SEE COMPONENT DRAWING
- COLOUR: SEE COMPONENT DRAWING
- FINISH: SEE COMPONENT DRAWING

**STRUCTURAL DESIGN REVIEWED AND CERTIFIED FOR ISSUE**  
 NAME: B.C. PLANT RPEQ: 8807  
 SIGNATURE: ON ORIGINAL DATE: 28/ 6 / 12

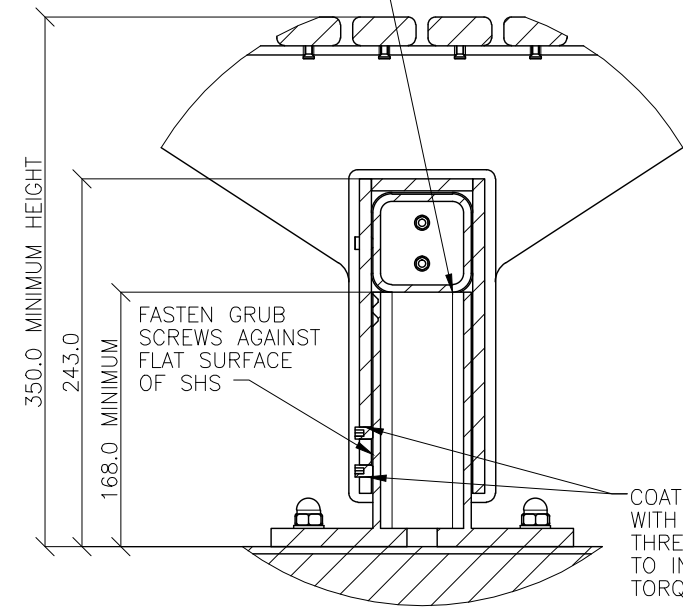
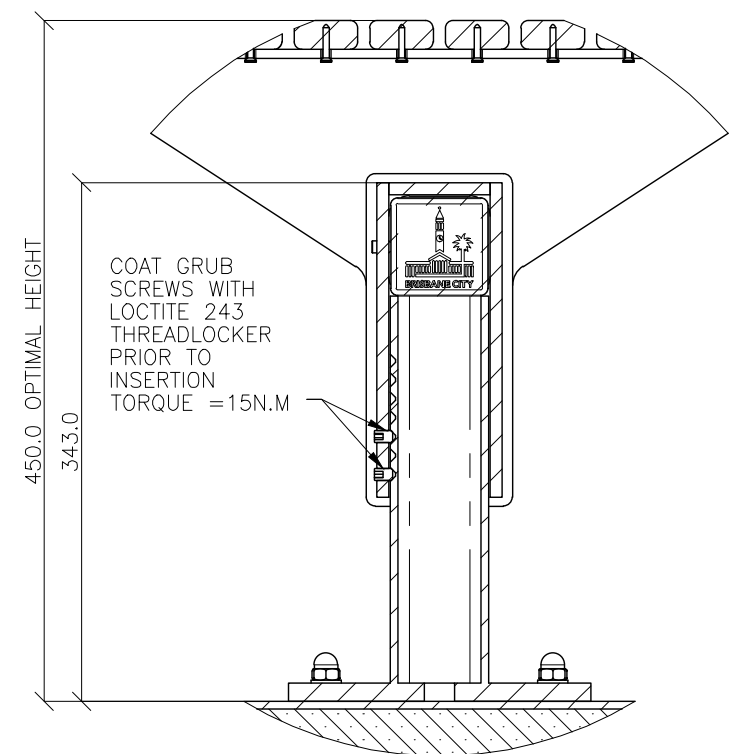


SECTION VIEW OF INSTALLATION

DETAIL F  
 INSTALLATION DETAIL  
 SCALE 1 : 1

TO RAISE BENCH – LIFT FRAME TO REQUIRED HEIGHT. POSITION GRUB SCREWS IN LINE WITH THE NEAREST DIVOTS IN THE BENCH FOOT. TIGHTEN GRUB SCREWS ENSURING THEY LOCATE CORRECTLY WITHIN DIVOTS.

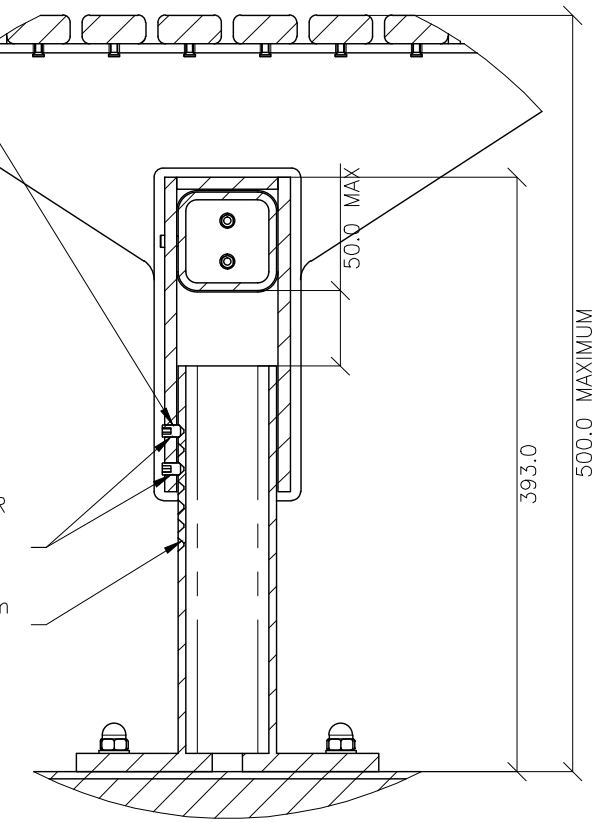
TO LOWER BENCH – CUT BENCH FOOT TO REQUIRED HEIGHT. COAT CUT EDGES OF FOOT WITH COLD GAL PRIOR TO RE-ASSEMBLING. ENSURE CONTACT BETWEEN TOP OF FOOT AND BENCH RAIL PRIOR TO TIGHTENING GRUB SCREWS.



COAT GRUB SCREWS WITH LOCTITE 243 THREADLOCKER PRIOR TO INSERTION. TORQUE =15N.M

DIVOTS AT 12.5mm SPACING


COAT GRUB SCREWS WITH LOCTITE 243 THREADLOCKER PRIOR TO INSERTION TORQUE =15N.M



DETAIL G  
 HEIGHT ADJUSTMENT DETAIL  
 TO ACCOMMODATE SLOPING SURFACES  
 SCALE 1 : 5

B	Drawing Title Amended	FEB '16	JUL '16	JUL '16
A	Drawing Converted from UMS Series April 2014	APR '14	APR '14	APR '14
ISSUE	AMENDMENT	DRAWN DATE	CHK'D DATE	APPR'D DATE

DRAWING AUTHORISED FOR PUBLICATION INGA CONDRIE AUTHORISED 15/04/2014			
DESIGN	FORMZOO DESIGN	DATE	JUN '12
DRAWN	AB	DATE	JUN '12
CHECKED	VM	DATE	APR '13
DRAWING FILENAME	BSD-7203 (B) Bench - Installation - Sheet 10 of 10.dwg		
ASSOCIATED PLANS	SUPERSEDES UMS-564-10		
ASSET ENGINEERING MANAGER STRATEGIC ASSET MANAGEMENT DESIGN APPROVED VICKI MARTIN SIGNATURE ON ORIGINAL PRINCIPAL PLANNING OFFICER URBAN DESIGN			



**BRISBANE CITY COUNCIL STANDARD DRAWING**

**BENCH INSTALLATION SHEET 10 OF 10**

SCALE NOT TO SCALE	
DWG No. <b>BSD-7203</b>	
ORIGINAL SIZE A3	REVISION B

## STANDARDS

DESIGNED IN ACCORDANCE WITH, AND FABRICATION TO MEET THE FOLLOWING STANDARDS:

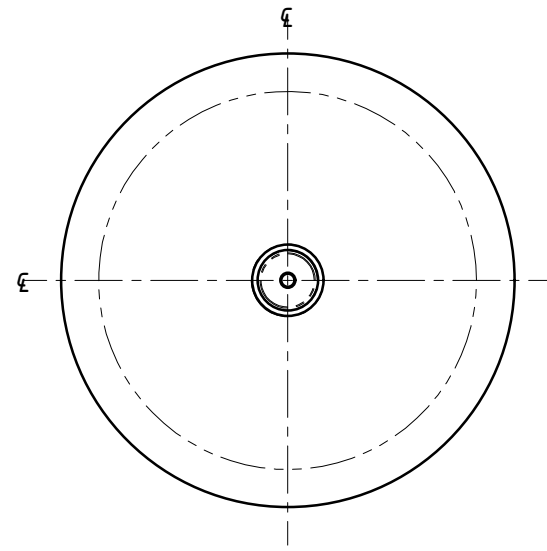
1. AS1627.4 METAL FINISHING - PREPARATION AND PRE-TREATMENT OF SURFACES - ABRASIVE BLAST CLEANING OF STEEL.
2. AS2312:2002/AMDT 1:2004, GUIDE TO PROTECTION OF IRON AND STEEL AGAINST EXTERIOR ATMOSPHERIC CORROSION, 1994.

## NOTES

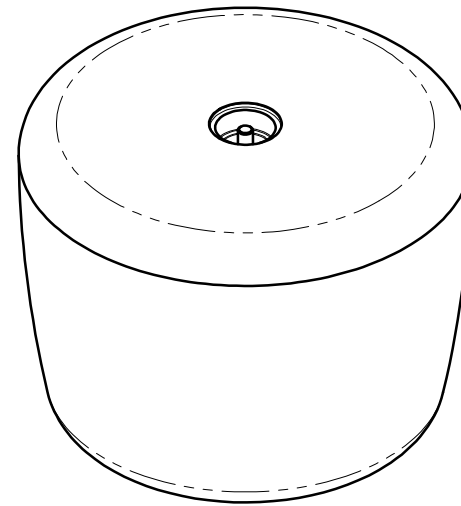
1. WELDING TO BE ACCORDANCE TO AS1554.1 CAT GP WELDING, ALL SHARP EDGES & BURRS REMOVED.
2. PART SHOULD BE SUPPLIED CLEAN AND FREE FROM MARKS, BURRS, SCUFFS, DISTORTION AND WARPAGE.
3. ENSURE ANTI-SEIZE IS ON ALL NUTS AND BOLTS PRIOR TO ASSEMBLY.
4. DRAWING TO AS1100 DRAWING STANDARDS.

## MATERIAL

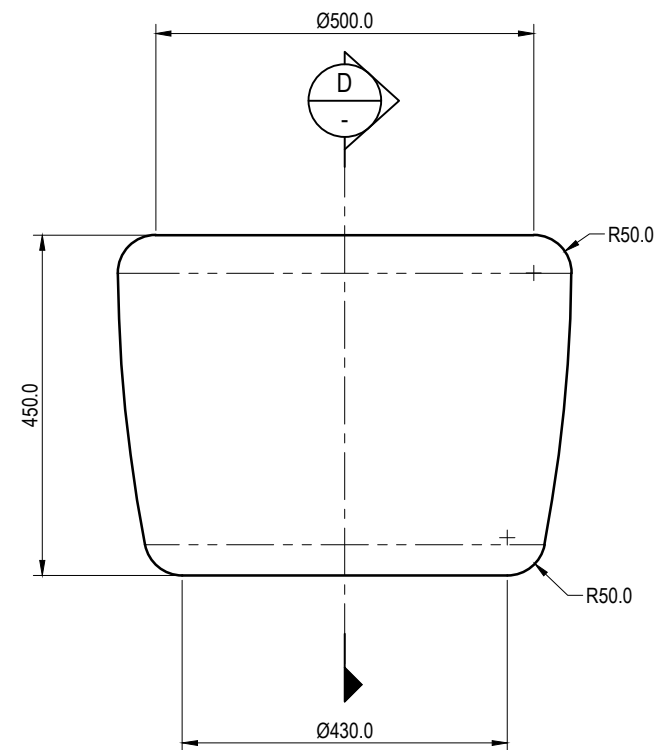
1. MATERIAL: PRECAST CONCRETE
2. COLOUR: VARIES - TBC ON ORDER
3. FINISH: CLASS 1 CONCRETE FINISH



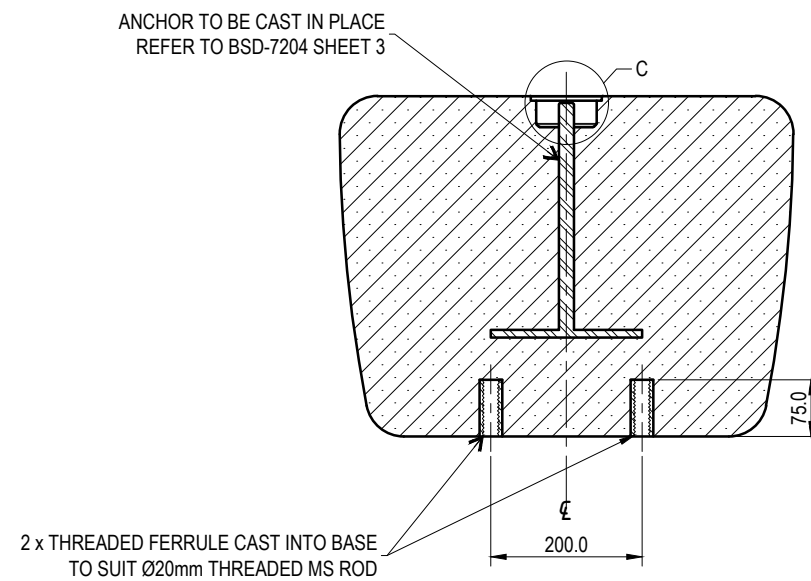
TOP VIEW



PICTORIAL VIEW

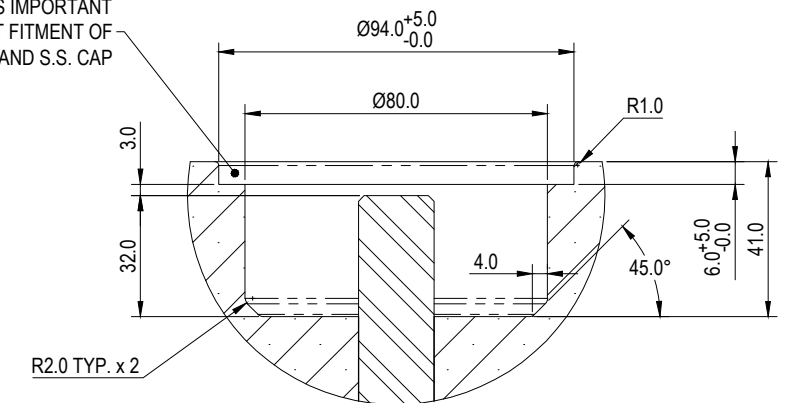


FRONT VIEW



SECTION D-D

REBATE ACCURACY IS IMPORTANT TO ENSURE CORRECT FITMENT OF LIFTING LUG AND S.S. CAP



DETAIL C  
REBATE DETAIL  
SCALE 1 : 2

THE FITNESS FOR PURPOSE OF THIS STANDARD DRAWING FOR A SPECIFIC PROJECT SHALL BE ASSESSED AND ACCEPTED BY A SUITABLY QUALIFIED REGISTERED PROFESSIONAL ENGINEER OF QUEENSLAND (RPEQ).



BRISBANE CITY COUNCIL STANDARD DRAWING

URBAN STOOL  
SHEET 1 OF 5

PUBLISH DATE		March 2021
SCALE		NOT TO SCALE
DRAWING NUMBER		BSD-7204
ORIGINAL SIZE	REVISION	
A3	E	

## STANDARDS

DESIGNED IN ACCORDANCE WITH, AND FABRICATION TO MEET THE FOLLOWING STANDARDS:

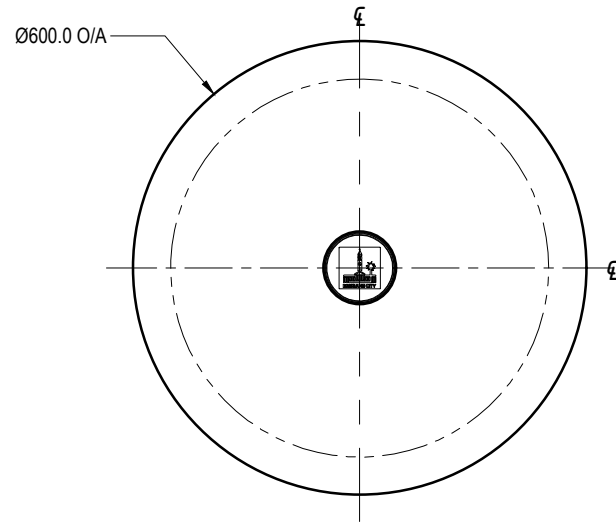
- AS1627.4 METAL FINISHING -PREPARATION AND PRE-TREATMENT OF SURFACES - ABRASIVE BLAST CLEANING OF STEEL.
- AS2312:2002/AMDT 1:2004, GUIDE TO PROTECTION OF IRON AND STEEL AGAINST EXTERIOR ATMOSPHERIC CORROSION, 1994.

## NOTES

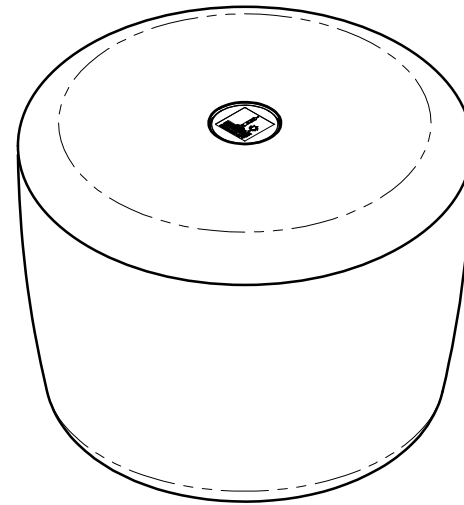
- WELDING TO BE ACCORDANCE TO AS1554.1 CAT GP WELDING, ALL SHARP EDGES & BURRS REMOVED.
- PART SHOULD BE SUPPLIED CLEAN AND FREE FROM MARKS, BURRS, SCUFFS, DISTORTION AND WARPAGE.
- ENSURE ANTI-SEIZE IS ON ALL NUTS AND BOLTS PRIOR TO ASSEMBLY.
- DRAWING TO AS1100 DRAWING STANDARDS.

## MATERIAL

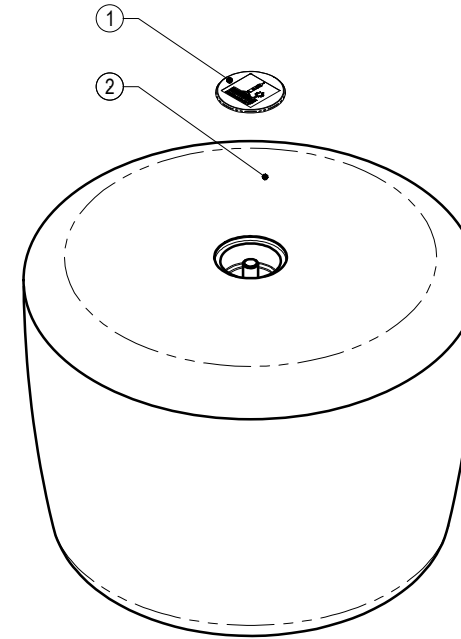
- MATERIAL: SEE COMPONENT DRAWING
- COLOUR: SEE COMPONENT DRAWING
- FINISH: SEE COMPONENT DRAWING



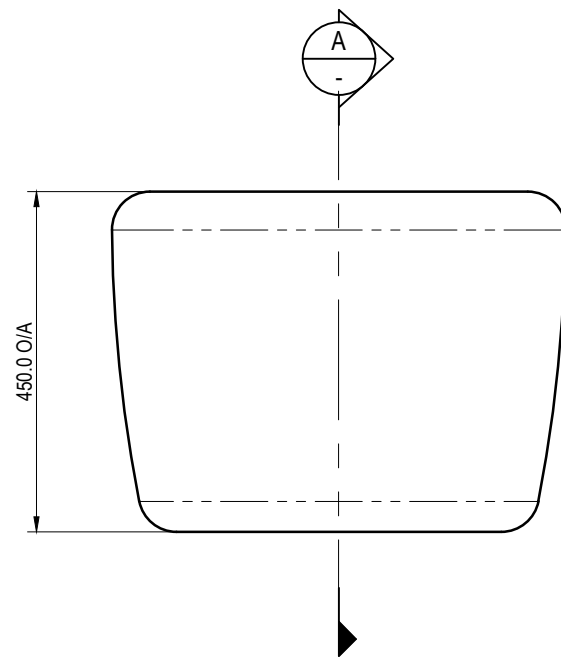
TOP VIEW



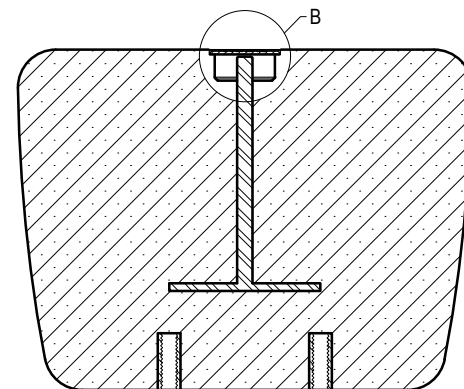
PICTORIAL VIEW



EXPLODED VIEW

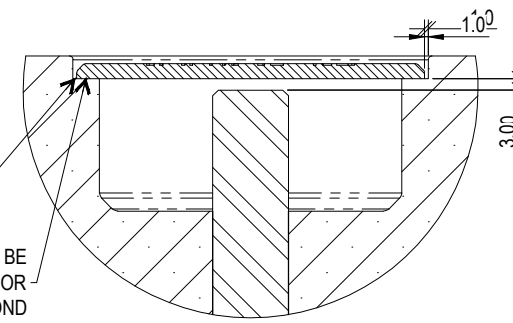


FRONT VIEW



SECTION A-A


STAINLESS STEEL CAP BOTTOMS OUT ON SHOULDER OF CAST CONCRETE STOOL  
 AFTER INSTALLATION ON SITE, LOGO PLATE TO BE SECURED WITH ADHESIVE - SIKAFLEX 11FC OR EQUIVALENT FOR METAL TO CONCRETE BOND

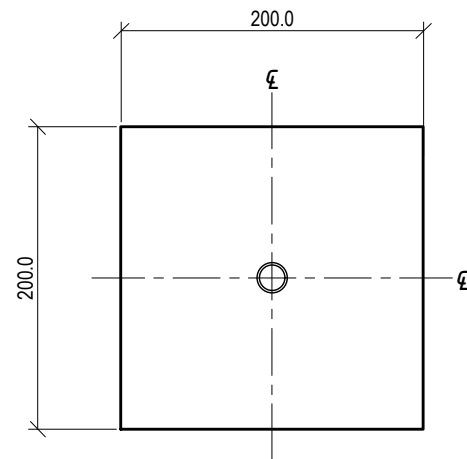


DETAIL B  
 CAP ASSEMBLY DETAIL  
 SCALE 1 : 2

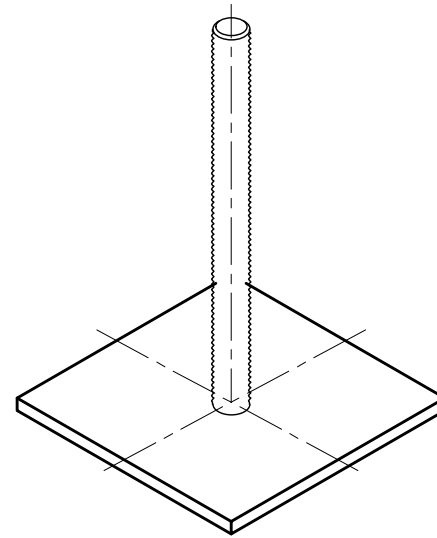
ITEM NO.	DESCRIPTION	QTY.
1	Urban Stool Cap	1
2	Urban Stool	1

THE FITNESS FOR PURPOSE OF THIS STANDARD DRAWING FOR A SPECIFIC PROJECT SHALL BE ASSESSED AND ACCEPTED BY A SUITABLY QUALIFIED REGISTERED PROFESSIONAL ENGINEER OF QUEENSLAND (RPEQ).

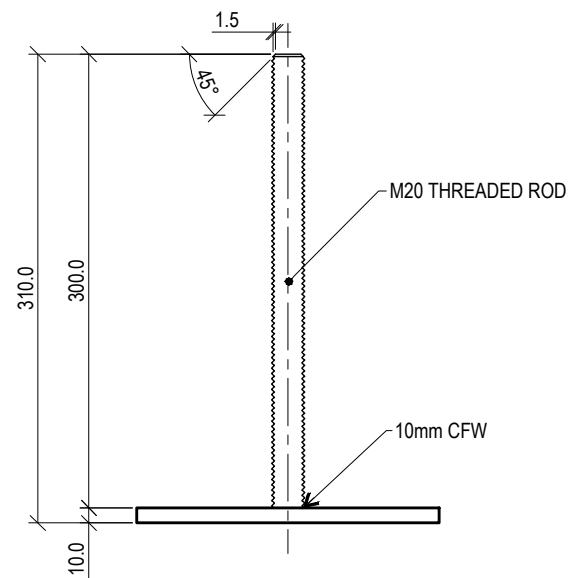
	BRISBANE CITY COUNCIL STANDARD DRAWING		PUBLISH DATE	March 2021
	URBAN STOOL ASSEMBLY SHEET 2 OF 5		SCALE	NOT TO SCALE
			DRAWING NUMBER	BSD-7204
	ORIGINAL SIZE	A3	REVISION	E



TOP VIEW



PICTORIAL VIEW



FRONT VIEW

## STANDARDS

DESIGNED IN ACCORDANCE WITH, AND FABRICATION TO MEET THE FOLLOWING STANDARDS:

1. AS1627.4 METAL FINISHING -PREPARATION AND PRE-TREATMENT OF SURFACES - ABRASIVE BLAST CLEANING OF STEEL.
2. AS2312:2002/AMDT 1:2004, GUIDE TO PROTECTION OF IRON AND STEEL AGAINST EXTERIOR ATMOSPHERIC CORROSION, 1994.

## NOTES

1. WELDING TO BE ACCORDANCE TO AS1554.1 CAT GP WELDING, ALL SHARP EDGES & BURRS REMOVED.
2. PART SHOULD BE SUPPLIED CLEAN AND FREE FROM MARKS, BURRS, SCUFFS, DISTORTION AND WARPAGE.
3. ENSURE ANTI-SEIZE IS ON ALL NUTS AND BOLTS PRIOR TO ASSEMBLY.
4. DRAWING TO AS1100 DRAWING STANDARDS.

## MATERIAL

1. MATERIAL: 304 STAINLESS STEEL
2. COLOUR: NATURAL
3. FINISH: NATURAL

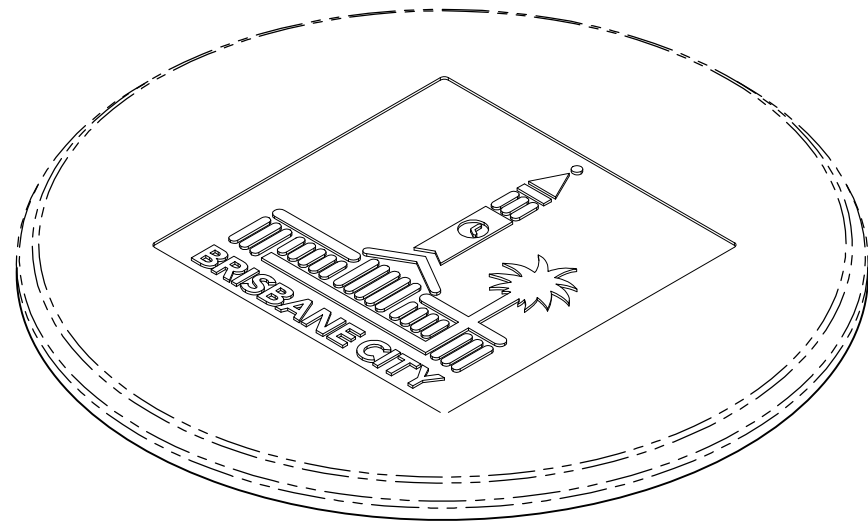
THE FITNESS FOR PURPOSE OF THIS STANDARD DRAWING FOR A SPECIFIC PROJECT SHALL BE ASSESSED AND ACCEPTED BY A SUITABLY QUALIFIED REGISTERED PROFESSIONAL ENGINEER OF QUEENSLAND (RPEQ).



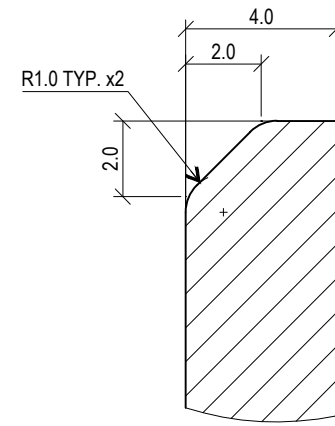
BRISBANE CITY COUNCIL STANDARD DRAWING

URBAN STOOL  
ANCHOR  
SHEET 3 OF 5

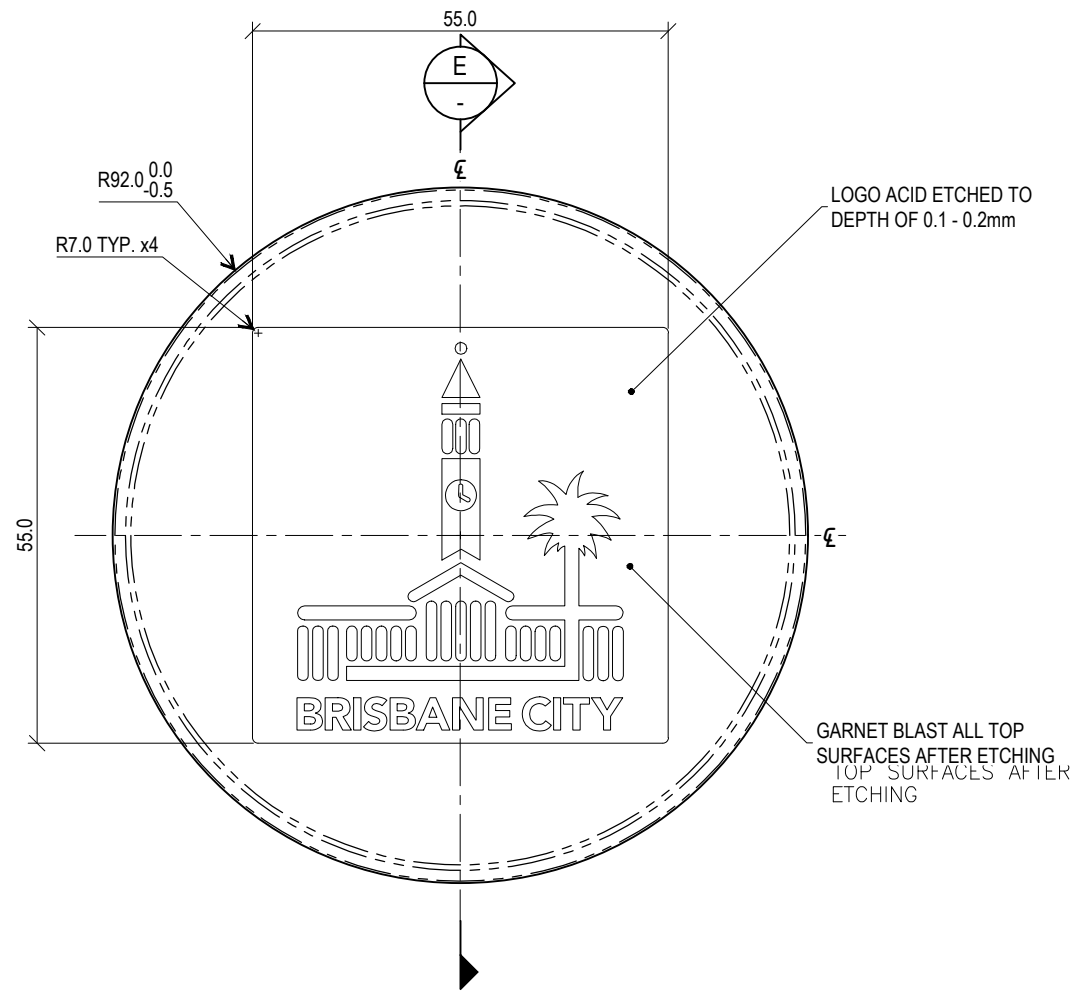
PUBLISH DATE		March 2021
SCALE		NOT TO SCALE
DRAWING NUMBER		BSD-7204
ORIGINAL SIZE	REVISION	
A3	E	



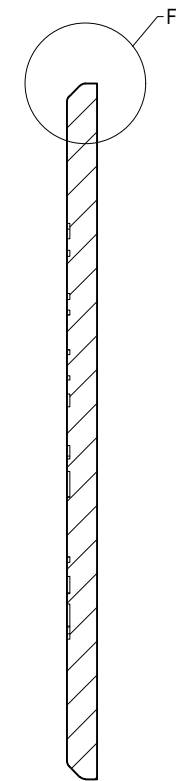
PICTORIAL VIEW



DETAIL F  
SCALE 5 : 1



TOP VIEW



SECTION E-E

### STANDARDS

DESIGNED IN ACCORDANCE WITH, AND FABRICATION TO MEET THE FOLLOWING STANDARDS:

- AS1627.4: METAL FINISHING - PREPARATION AND PRE-TREATMENT OF SURFACES - ABRASIVE BLAST CLEANING OF STEEL.
- AS2312:2002/AMDT 1:2004: GUIDE TO PROTECTION OF IRON AND STEEL AGAINST EXTERIOR ATMOSPHERIC CORROSION, 1994.

### NOTES

- PART SHOULD BE SUPPLIED CLEAN AND FREE FROM MARKS, BURRS, SCUFFS, DISTORTION AND WARPAGE.
- DRAWING TO AS1100 DRAWING STANDARDS.

### MATERIAL

- MATERIAL: 316 STAINLESS STEEL.
- COLOUR: NATURAL.
- FINISH: GARNET BLASTED.

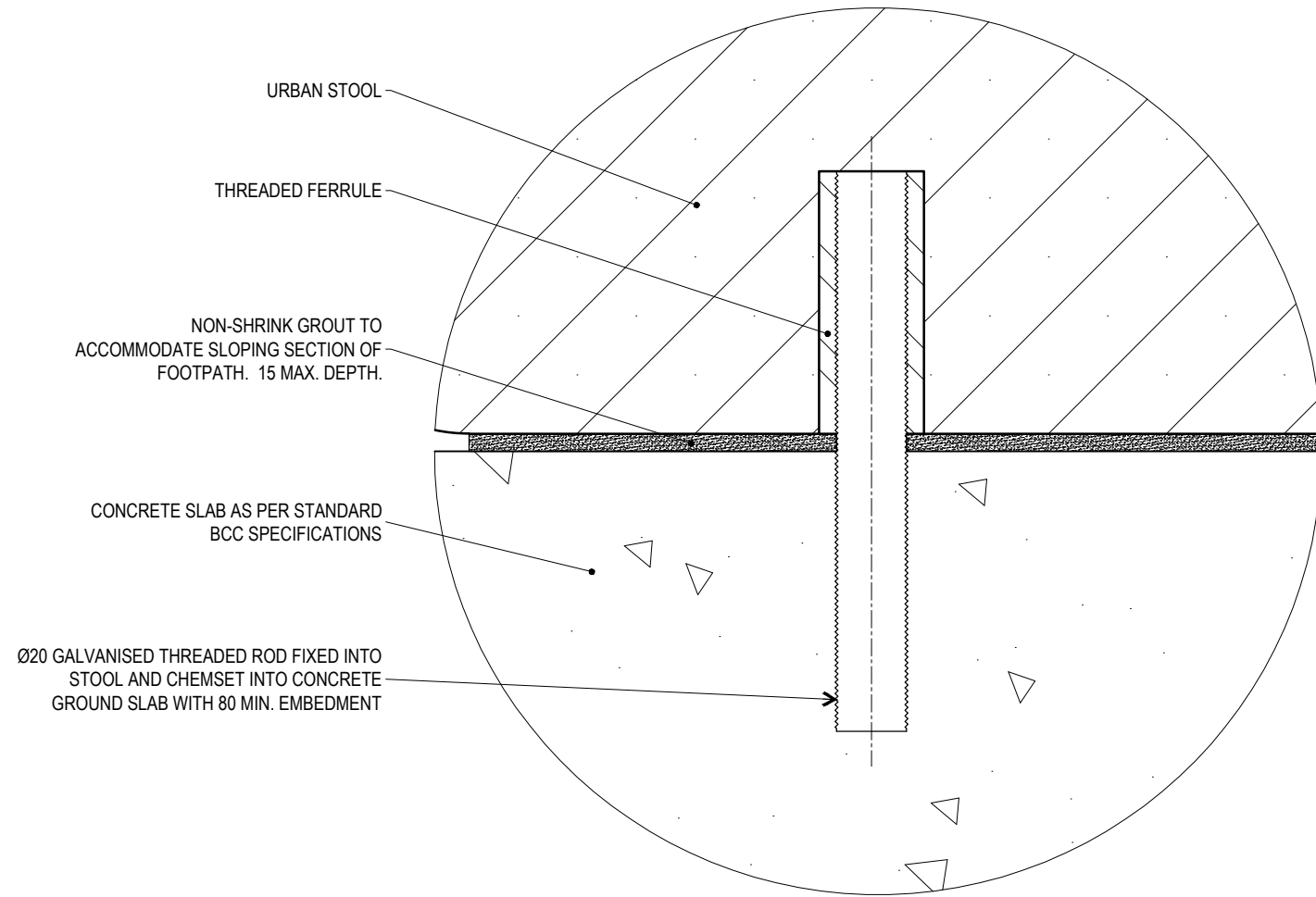
THE FITNESS FOR PURPOSE OF THIS STANDARD DRAWING FOR A SPECIFIC PROJECT SHALL BE ASSESSED AND ACCEPTED BY A SUITABLY QUALIFIED REGISTERED PROFESSIONAL ENGINEER OF QUEENSLAND (RPEQ).



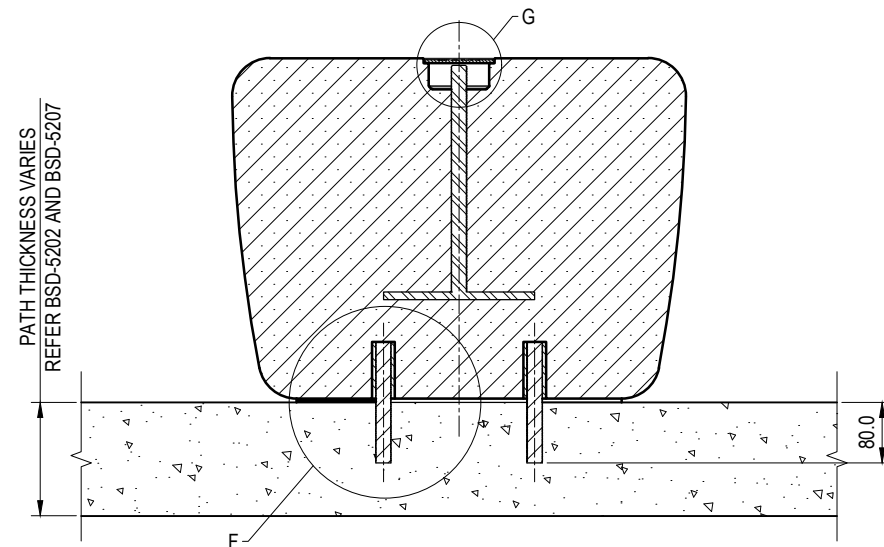
BRISBANE CITY COUNCIL STANDARD DRAWING

URBAN STOOL  
CAP  
SHEET 4 OF 5

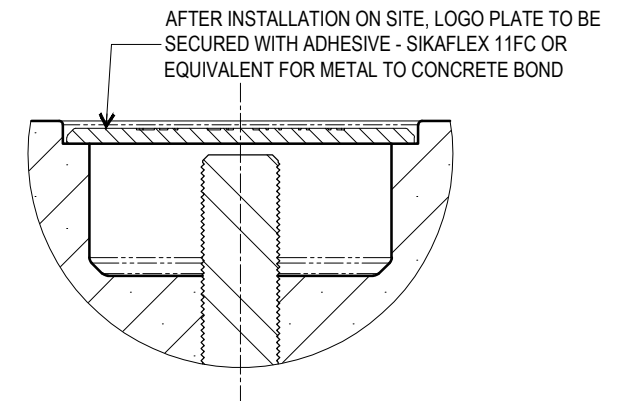
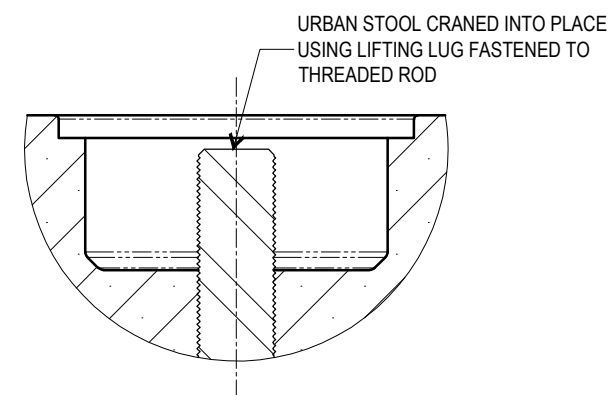
PUBLISH DATE		MArch 2021
SCALE		NOT TO SCALE
DRAWING NUMBER		BSD-7204
ORIGINAL SIZE	REVISION	
A3	E	



DETAIL F  
INSTALLATION DETAIL  
SCALE 1:1



SECTION VIEW OF INSTALLATION



DETAIL G  
SCALE 1:2

## STANDARDS

DESIGNED IN ACCORDANCE WITH, AND FABRICATION TO MEET THE FOLLOWING STANDARDS:

1. AS1428.4.1:2009, TACTILE GROUND SURFACE INDICATORS FOR THE ORIENTATION OF PEOPLE WITH VISION IMPAIRMENT.
2. AS1627.4 METAL FINISHING -PREPARATION AND PRE-TREATMENT OF SURFACES - ABRASIVE BLAST CLEANING OF STEEL.
3. AS2312:2002/AMDT 1:2004, GUIDE TO PROTECTION OF IRON AND STEEL AGAINST EXTERIOR ATMOSPHERIC CORROSION, 1994.
4. GUIDE TO ENGINEERING PRACTICE, 'PEDESTRIANS', PART 13, AUSTRROADS.

## NOTES

1. WELDING TO BE ACCORDANCE TO AS1554.1 CAT GP WELDING, ALL SHARP EDGES & BURRS REMOVED.
2. PART SHOULD BE SUPPLIED CLEAN AND FREE FROM MARKS, BURRS, SCUFFS, DISTORTION AND WARPAGE.
3. ENSURE ANTI-SEIZE IS ON ALL NUTS AND BOLTS PRIOR TO ASSEMBLY.
4. DRAWING TO AS1100 DRAWING STANDARDS.

## MATERIAL

1. MATERIAL: SEE COMPONENT DRAWING
2. COLOUR: SEE COMPONENT DRAWING
3. FINISH: SEE COMPONENT DRAWING

THE FITNESS FOR PURPOSE OF THIS STANDARD DRAWING FOR A SPECIFIC PROJECT SHALL BE ASSESSED AND ACCEPTED BY A SUITABLY QUALIFIED REGISTERED PROFESSIONAL ENGINEER OF QUEENSLAND (RPEQ).



BRISBANE CITY COUNCIL STANDARD DRAWING

URBAN STOOL  
INSTALLATION  
SHEET 5 OF 5

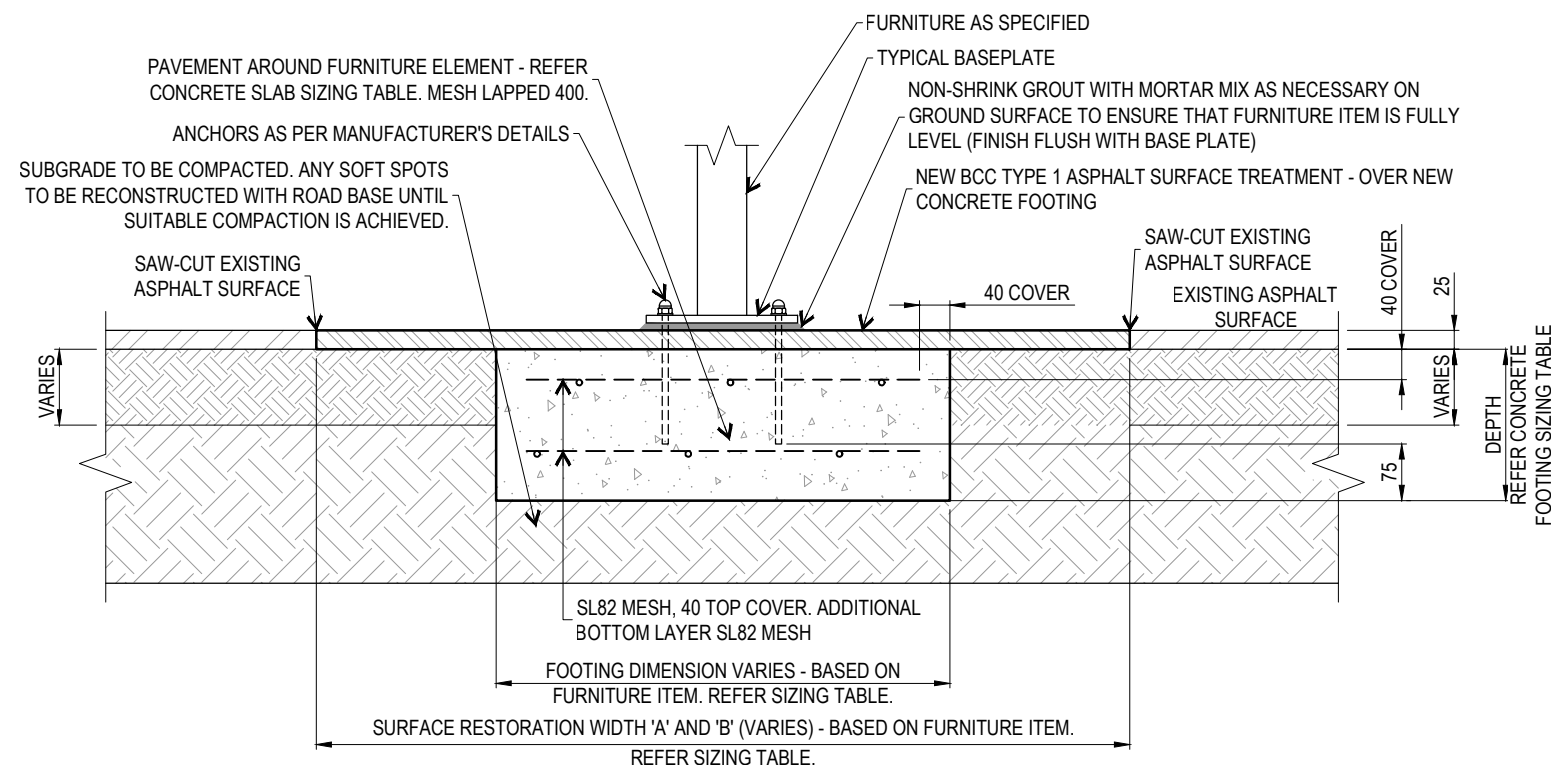
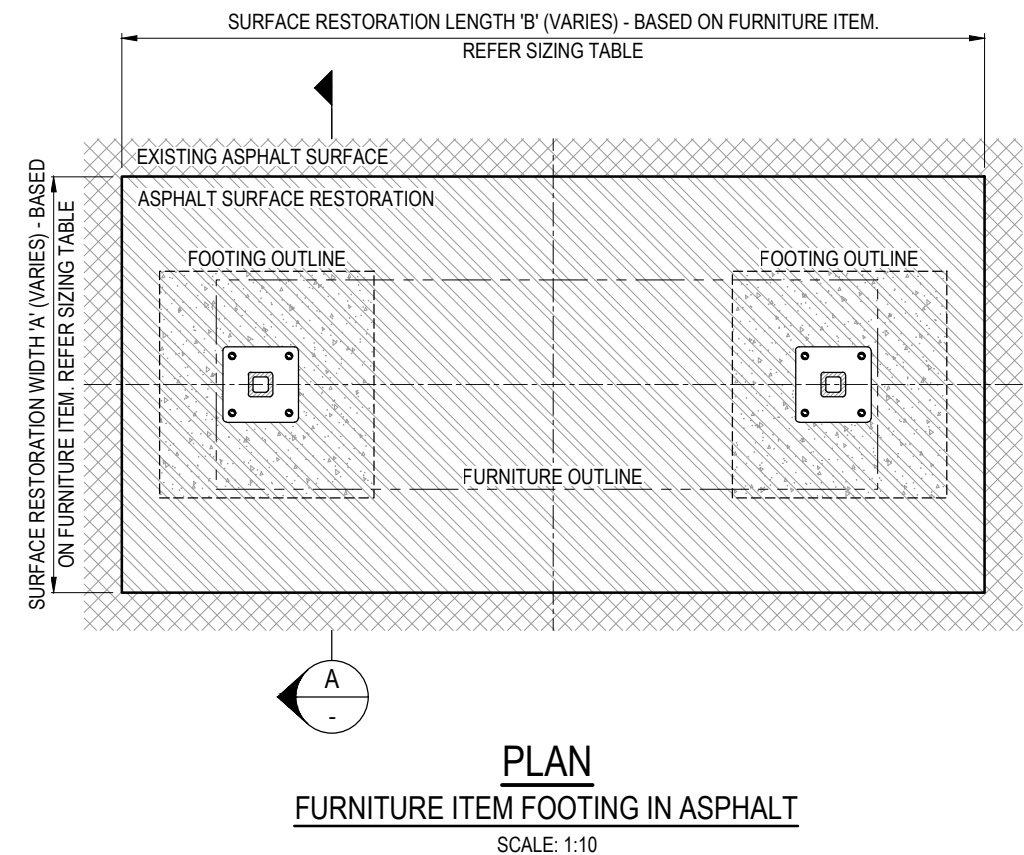
PUBLISH DATE		March 2021
SCALE		NOT TO SCALE
DRAWING NUMBER		BSD-7204
ORIGINAL SIZE	REVISION	
A3	E	

## NEW CONCRETE SLAB SIZING TABLE FOR STREETScape AND PUBLIC FURNITURE ITEMS - MINIMUM REQUIREMENTS

FURNITURE ITEM TYPE (BSD NUMBER)	CONCRETE STRENGTH AND GRADE	SLAB EXTENT AROUND FIXING POINTS	REINFORCEMENT REQUIREMENTS	SURFACE RESTORATION WIDTH 'A' (MIN.)	SURFACE RESTORATION LENGTH 'B' (MIN.)
SINGLE BIKE RACK (BSD-5051)	N32	FOOTING: 600 x 600 x 200 (DEPTH)	SL82	600	1100
MULTI-BIKE RACK (BSD-5052) - 3 BAY	N32	FOOTING: 600 x 600 x 200 (DEPTH)	SL82	600	1500
MULTI-BIKE RACK (BSD-5052) - 4 BAY	N32	FOOTING: 600 x 600 x 200 (DEPTH)	SL82	600	1800
MULTI-BIKE RACK (BSD-5052) - 5 BAY	N32	FOOTING: 600 x 600 x 200 (DEPTH)	SL82	600	2100
STREETSCAPE FIXED BOLLARD (BSD-7095)	N32	FOOTING: 600 x 600 x 300 (DEPTH)	-	600	600
STANDARD SEAT (BSD-7201)	N32	FOOTING: 600 x 600 x 200 (DEPTH)	SL82	1000	2150
PUBLIC TRANSPORT SEAT (BSD-7202)	N32	FOOTING: 600 x 600 x 200 (DEPTH)	SL82	1050	2050
ANODISED 240L BIN UNIT DESIGN (BSD-7302)	N32	-	SL82	1110	1250
DRINKING FOUNTAIN (BSD-7331)	N32	FOOTING: 600 x 600 x 300 (DEPTH)	-	600	1020
BENCH (BSD-7203)	N32	FOOTING: 600 x 600 x 300 (DEPTH)	SL82	600	2050

## CONCRETE WORK NOTES

- ALL WORKMANSHIP AND MATERIAL SHALL BE IN ACCORDANCE WITH AS3600.
- FOOTINGS HAVE BEEN DESIGNED FOR AN ALLOWABLE BEARING PRESSURE OF 100 kPa.
- IF ANCHORING TO AN EXISTING CONCRETE SLAB, ENSURE SLAB IS MINIMUM 125 THICK AND MINIMUM SIZE OF 1965 x 800.
- WHERE SLAB ADJOINS A CONCRETE PATH, A DOWELLED EXPANSION JOINT (AS PER BSD-5206) SHALL BE INSTALLED BETWEEN THE TWO INTERFACES.
- DETAIL ASSUMES EXISTENCE OF EXISTING SLAB UNDER EXISTING SURFACE TREATMENT, IF NO SLAB EXISTS, A NEW SLAB IS TO BE CONSTRUCTED UNDER FURNITURE ITEM AS PER SIZING TABLE ON THIS SHEET FOR SPECIFIC FURNITURE ITEM.
  - CENTRE OF FURNITURE ITEM IS TO BE A MINIMUM OF 200 AWAY FROM EDGE OF SLAB AND IN ANY DIRECTION.
  - IF SOFT UNCONSOLIDATED GROUND IS DISCOVERED AT FOUNDING LEVEL, SEEK SUPERINTENDENT'S DIRECTION BEFORE OVER EXCAVATING OR BACKFILLING WITH CONTROLLED FILL CLASS 2 MATERIAL AND COMPACT.
  - ALL IN GROUND SERVICES SHALL BE IDENTIFIED BY CONTRACTOR, IF SERVICES ARE FOUND AT LOCATION OF FOOTING, CONTACT SUPERINTENDENT.
- ALL DIMENSIONS IN MILLIMETRES (U.N.O.).



### NOTE:

TYPICAL SURFACE MOUNTING (FLANGE MOUNTING) TO NEW CONCRETE FOOTING UNDER ASPHALT SURFACE: SUITABLE FOR MOST STREETSCAPE AND PUBLIC FURNITURE ITEMS AS PER THE SIZING TABLE.

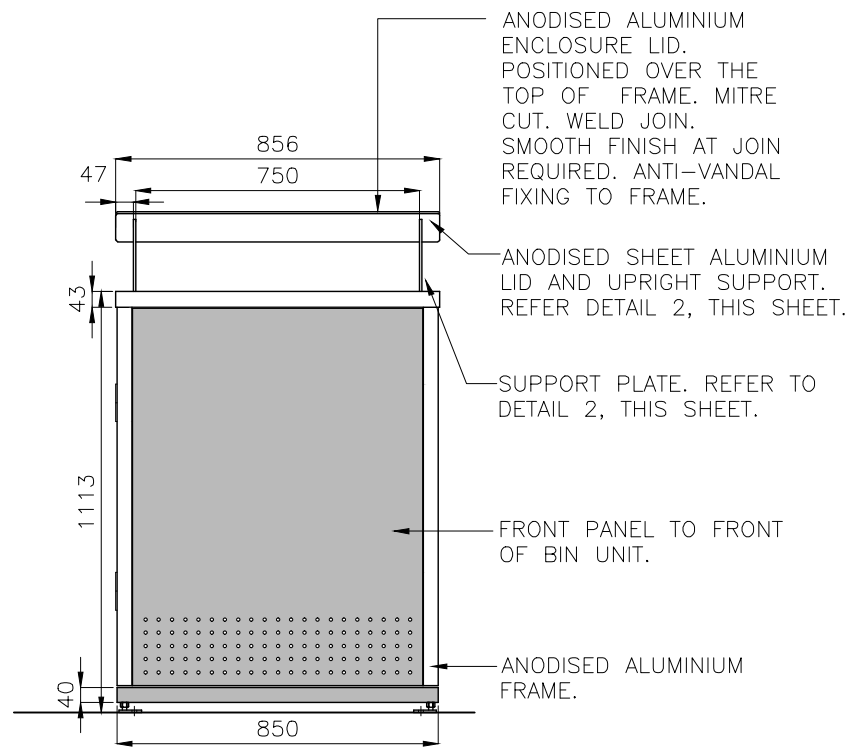
THE PURPOSE OF THIS STANDARD DRAWING IS TO PROVIDE TYPICAL DETAILS THAT SUPPORT THE DESIRED OUTCOMES OF THE BRISBANE CITY PLAN 2014 AND ASSOCIATED PLANNING SCHEME POLICIES. THE FITNESS FOR PURPOSE OF THIS STANDARD DRAWING FOR A SPECIFIC PROJECT SHOULD BE ASSESSED AND ACCEPTED BY AN APPROPRIATELY QUALIFIED DESIGNER AND/OR REGISTERED PROFESSIONAL ENGINEER OF QUEENSLAND (RPEQ).



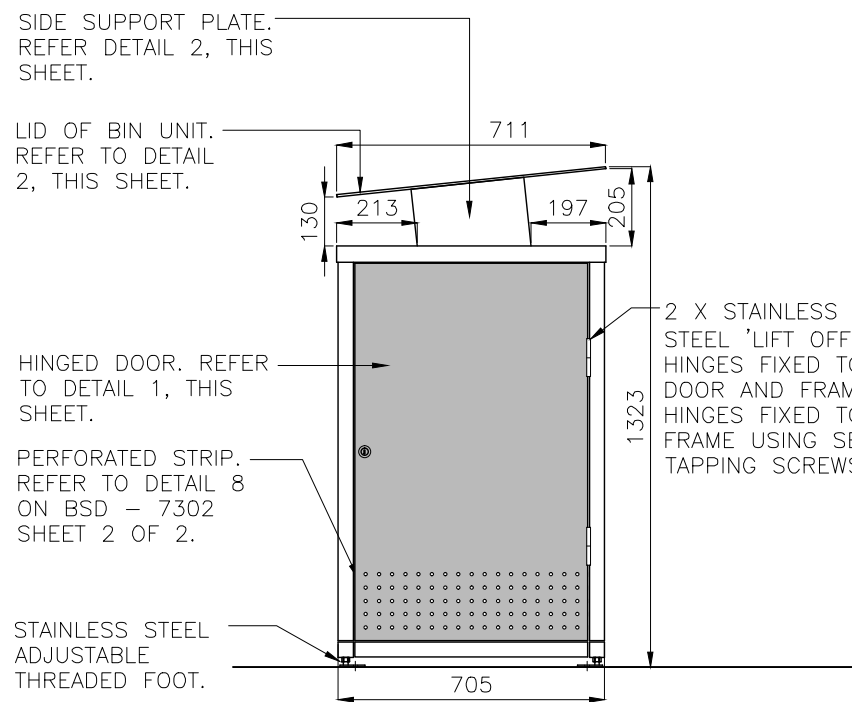
BRISBANE CITY COUNCIL STANDARD DRAWING

FOOTING DETAILS FOR  
STREETSCAPE AND PUBLIC  
FURNITURE ITEMS

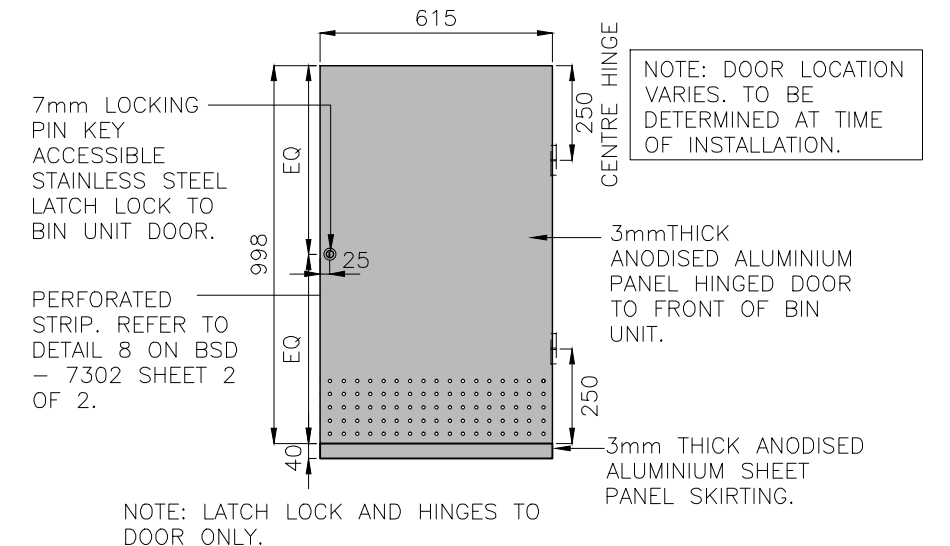
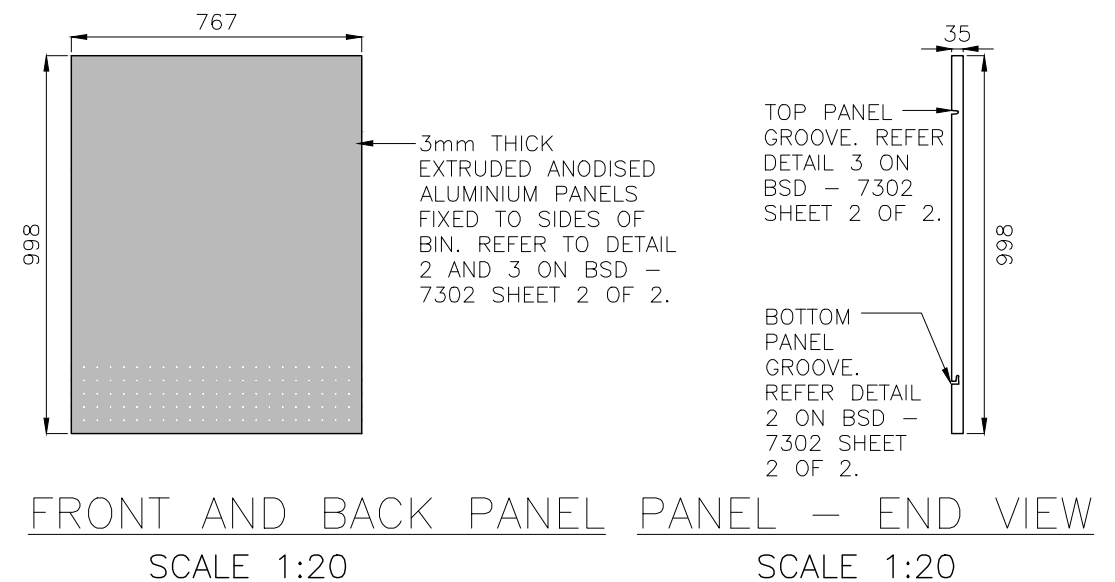
PUBLISH DATE		JUN 2023
SCALE		AS SHOWN
DRAWING NUMBER		BSD-7205
ORIGINAL SIZE	REVISION	
A3	B	



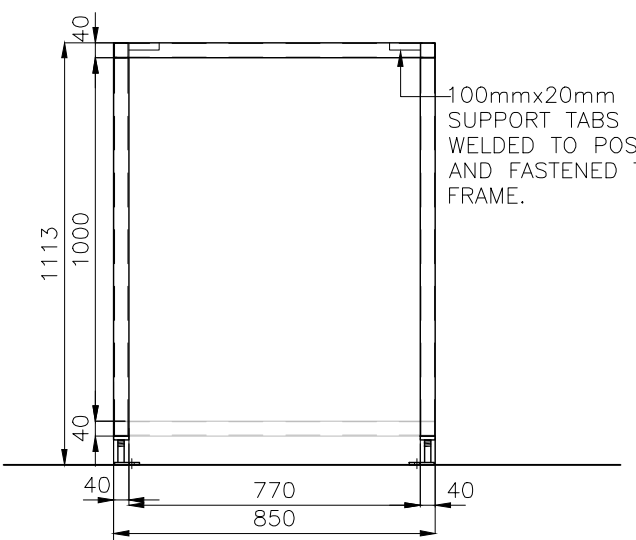
FRONT ELEVATION  
SCALE 1:20



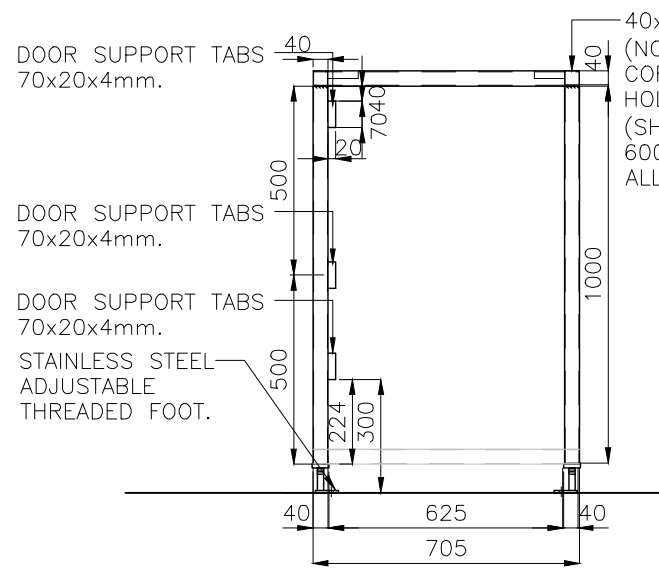
SIDE ELEVATION  
SCALE 1:20



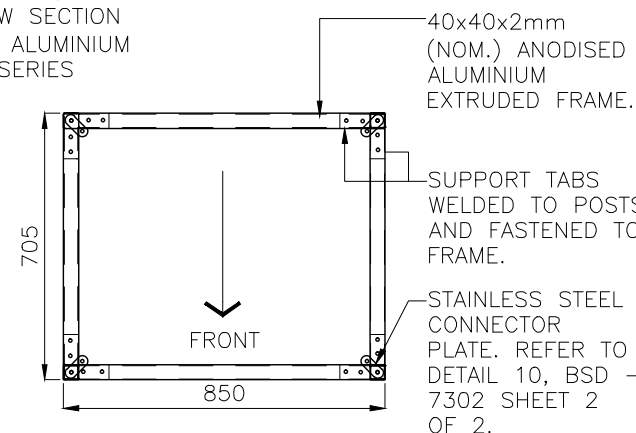
DETAIL 1 - BIN UNIT DOOR/SIDE PANEL  
SCALE 1:20



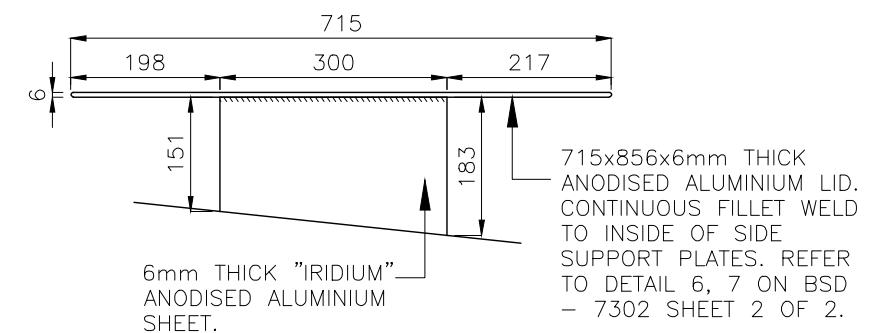
FRAME - FRONT DETAIL  
SCALE 1:20



FRAME - SIDE DETAIL  
SCALE 1:20



FRAME PANEL  
SCALE 1:20



DETAIL 2 - LID AND SUPPORT PLATE  
SCALE 1:10

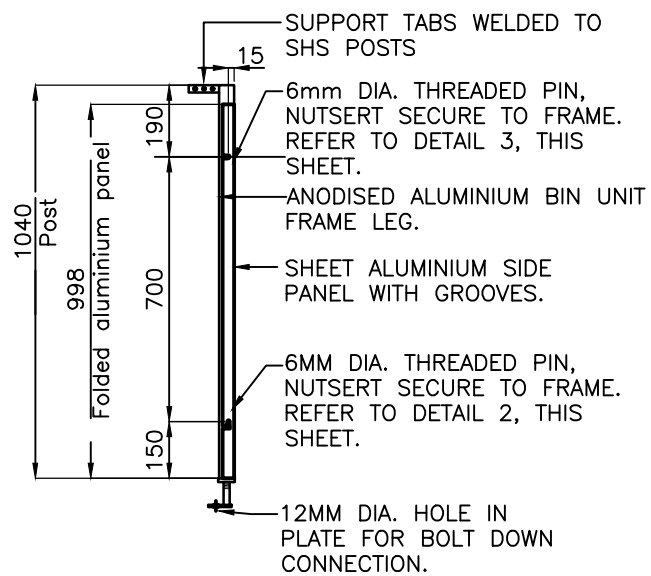
**DISCLAIMER:**  
MANUFACTURED UNDER AUSTRALIAN PATENT NO. 2011100749 WITH PERMISSION OF THE INVENTOR.

**NOTES**  
REFER TO BSD - 7302 SHEET 2 OF 2 FOR FINISHES & COLOUR SCHEDULE AND DETAILS.

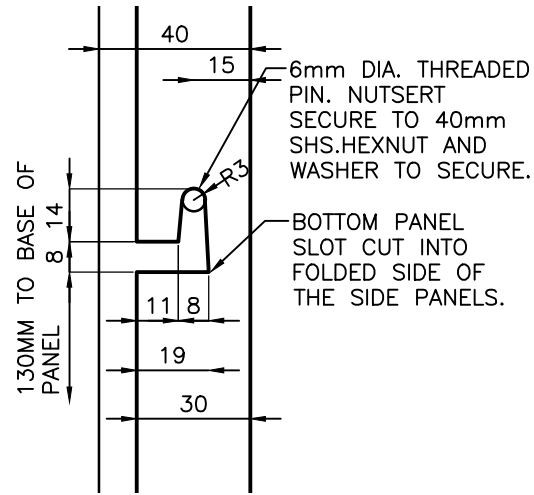
				DRAWING AUTHORISED FOR PUBLICATION				DESIGN		Std Dwg WG		DATE		MAY '14	
				Inga Condric 2014.07.15 10:30:22+10'00"				DRAWN		CPO - P&D		DATE		MAY '14	
				for ASSET ENGINEERING MANAGER STRATEGIC ASSET MANAGEMENT				CHECKED		BI - FSG - WS		DATE		MAY '14	
				DESIGN APPROVED				DRAWING FILENAME		BSD-7302 (C) Anodised - 240L - Alternate Aspect - Bin Unit Design - Sheet 1 of 2.dwg					
				Bernard Quinn				ASSOCIATED PLANS							
				LITTER PROGRAM OFFICER											
C				Drawing Title Amended				FEB '16		JUL '16		JUL '16			
B				Amendment to Bin Details				MAY '14		MAY '14		MAY '14			
A				Drawing Converted From UMS Series May 2014				MAY '14		MAY '14		MAY '14			
ISSUE				AMENDMENT				DRAWN DATE		CHK'D DATE		APPR'D DATE			
												<b>BRISBANE CITY COUNCIL STANDARD DRAWING</b>			
												SCALE AS SHOWN			
												DWG No. BSD-7302			
												ANODISED 240L ALTERNATIVE ASPECT - BIN UNIT DESIGN SHEET 1 OF 2			
												ORIGINAL SIZE A3		REVISION C	



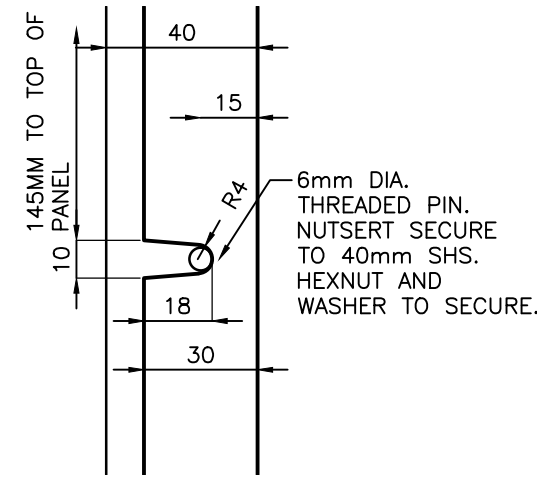




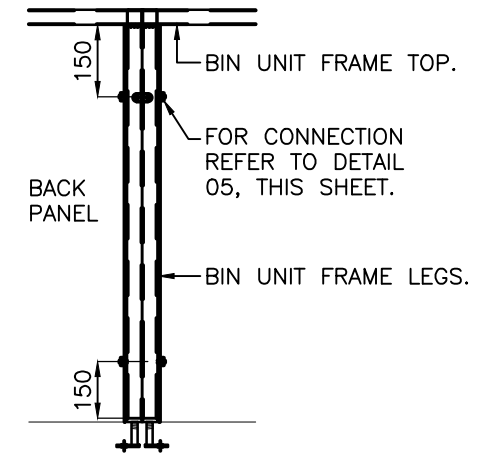
**DETAIL 1 - LEG TO PANEL CONNECTION**  
SCALE 1:20



**DETAIL 2 - BOTTOM PANEL GROOVE**  
SCALE 1:2

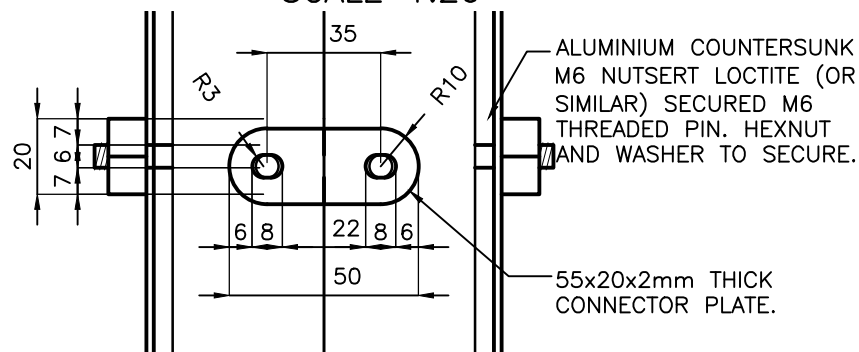


**DETAIL 3 - TOP PANEL GROOVE**  
SCALE 1:2



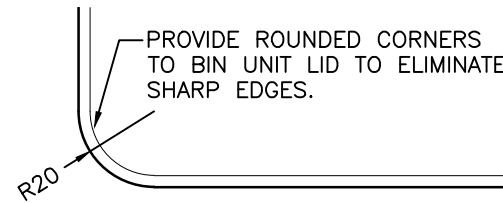
**DETAIL 4 - BIN UNIT TO BIN UNIT**  
SCALE 1:20

NOTE: PLACE BINS SIDE BY SIDE. FASTEN G-CLAMP AND TIGHTEN SO LEGS OF BOTH BINS ARE ABUTTING. POSITION CONNECTOR PLATE OVER THREADED PINS. SECURE WITH BOLT AND WASHERS WHEN IN POSITION.

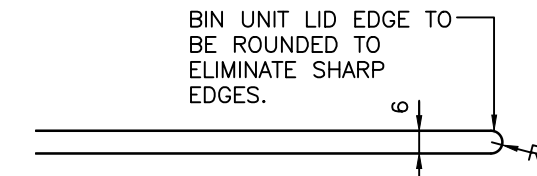


**DETAIL 5 - CONNECTOR PLATE**  
SCALE 1:2

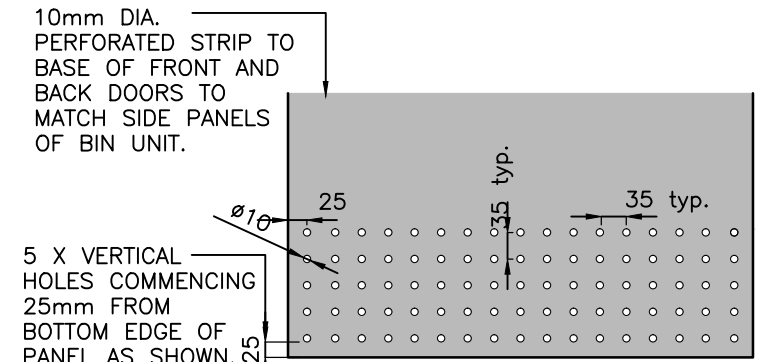
NOTE: POSITION CONNECTOR PLATE OVER THREADED PINS. SECURE WITH BOLT AND WASHERS WHEN IN POSITION.



**DETAIL 6 - BIN UNIT LID ROUNDED CORNER**  
SCALE 1:2

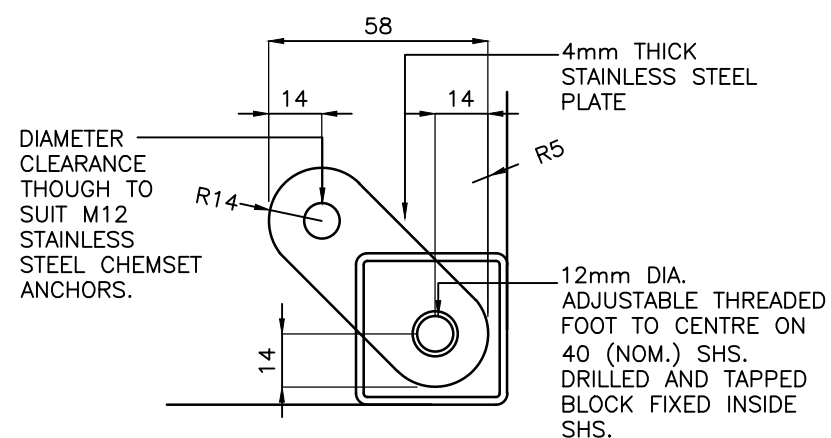


**DETAIL 7 - BIN UNIT LID ROUNDED EDGE**  
SCALE 1:2

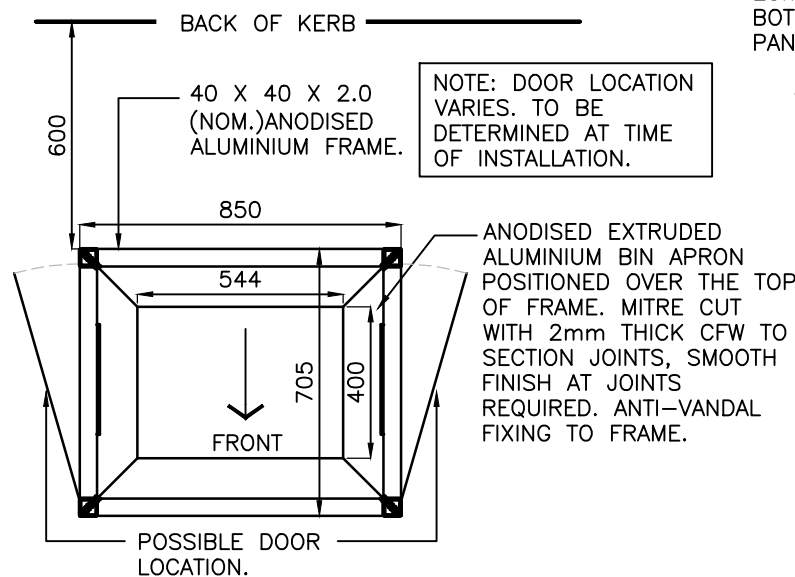


**DETAIL 8 - PERFORATED STRIP**  
SCALE 1:10

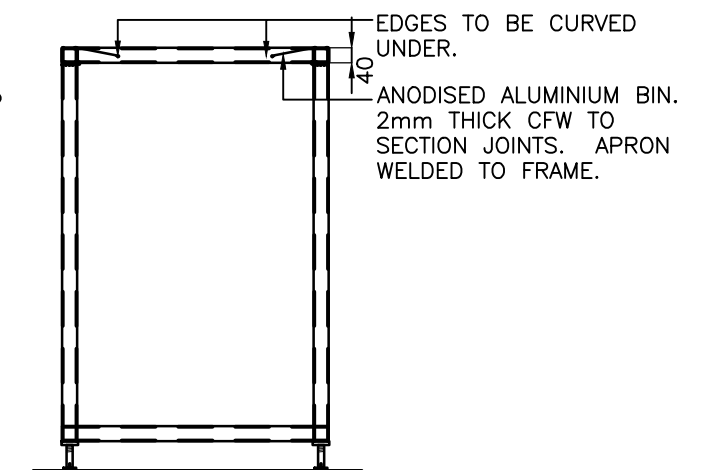
FINISHES & COLOUR SCHEDULE	
ELEMENT	COLOUR/FINISH
FRONT AND SIDE PANELS	APPLIED TREATMENT DULUX 'METROPOLIS STORM PEARL' OR APPROVED EQUIVALENT
LID, FRAME, APRON	APPLIED CHEMICAL TREATMENT 'IRIDIUM' OR APPROVED EQUIVALENT
ALL OTHER COMPONENTS	ALUMINIUM UNLESS OTHERWISE NOTED



**DETAIL 9 - PLAN DETAIL**  
SCALE 1:2



**DETAIL 10 - BIN APRON (TOP)**  
SCALE 1:20

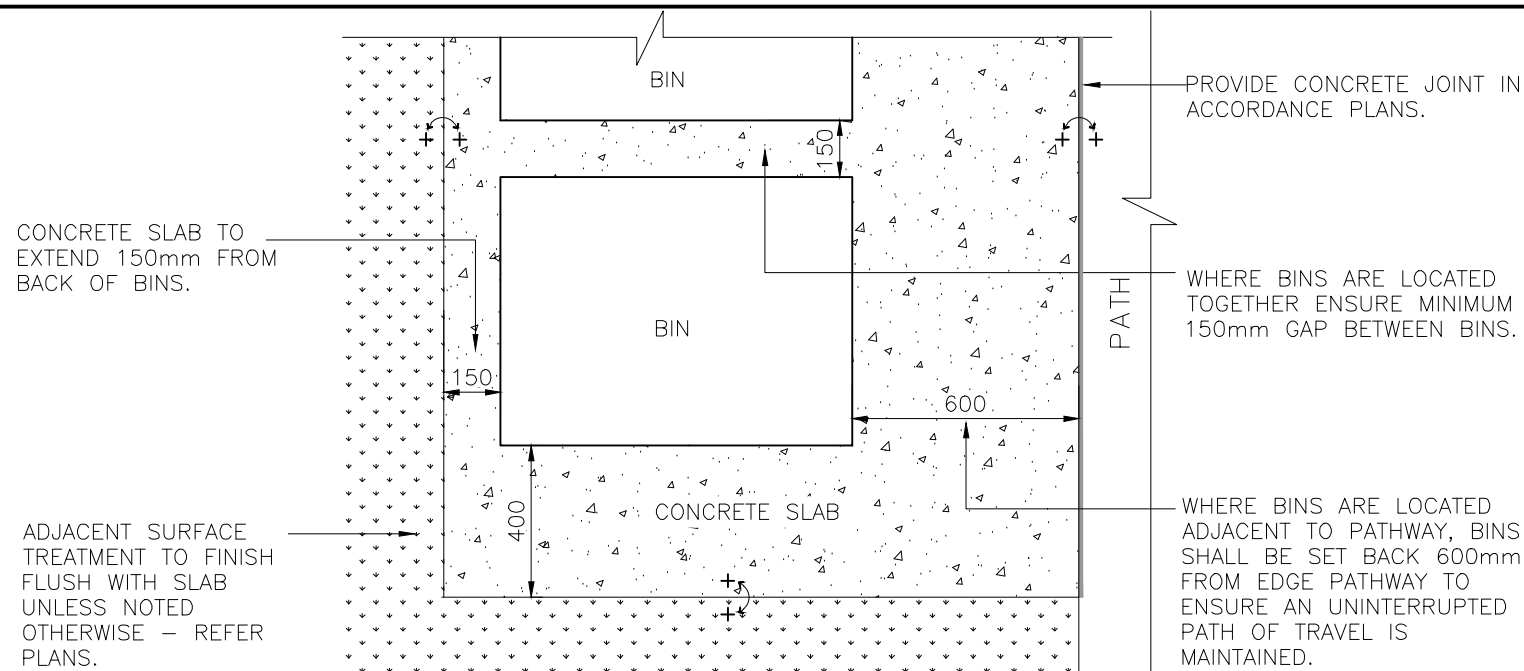


**DETAIL 11 - BIN APRON (SIDE)**  
SCALE 1:20

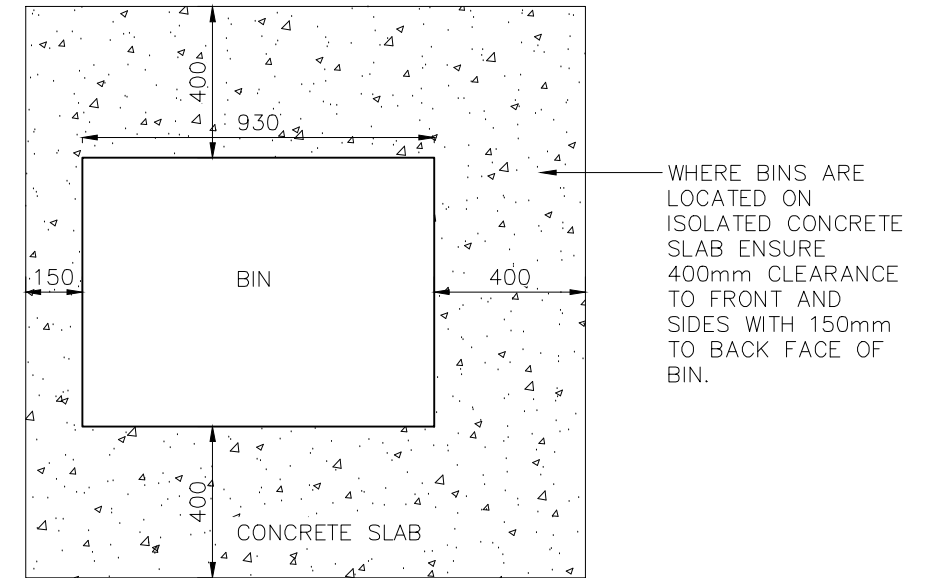
**DISCLAIMER:**  
MAUFACTURED UNDER AUSTRALIAN PATENT NO. 2011100749 WITH PERMISSION OF THE INVENTOR.

ISSUE	AMENDMENT	DRAWN DATE	CHK'D DATE	APPR'D DATE	DRAWING AUTHORIZED FOR PUBLICATION	DESIGN	Std Dwgs WG	DATE	MAY '14		<b>BRISBANE CITY COUNCIL STANDARD DRAWING</b>	
D	Colour Finish Requirements Updated	MAY '17	MAY '17	MAY '17	Ingo Condric 2014.07.15 10:31:14+10'00'	DRAWN	CPO - P&D	DATE	MAY '14		SCALE	AS SHOWN
C	Drawing Title Amended	FEB '16	JUL '16	JUL '16	ASSET ENGINEERING MANAGER STRATEGIC ASSET MANAGEMENT	CHECKED	BI - FSG - WS	DATE	MAY '14		DWG No.	<b>BSD-7302</b>
B	Amendment to Bin Details	MAY '14	MAY '14	MAY '14	Bernard Quinn	DRAWING FILENAME	BSD-7302 (C) Anodised - 240L - Alternate Aspect - Bin Unit Design - Sheet 2 of 2.dwg	ASSOCIATED PLANS			ORIGINAL SIZE	A3
A	Drawing Converted From UMS Series May 2014	MAY '14	MAY '14	MAY '14	LITTER PROGRAM OFFICER						REVISION	D

**ANODISED 240L ALTERNATIVE ASPECT - BIN UNIT DESIGN SHEET 2 OF 2**



**MULTIPLE BIN ENCLOSURE – ABUTTING PATH – SETOUT PLAN**



**SINGLE BIN ENCLOSURE – ISOLATED SETOUT PLAN**

**GENERAL NOTES & SPECIFICATIONS**

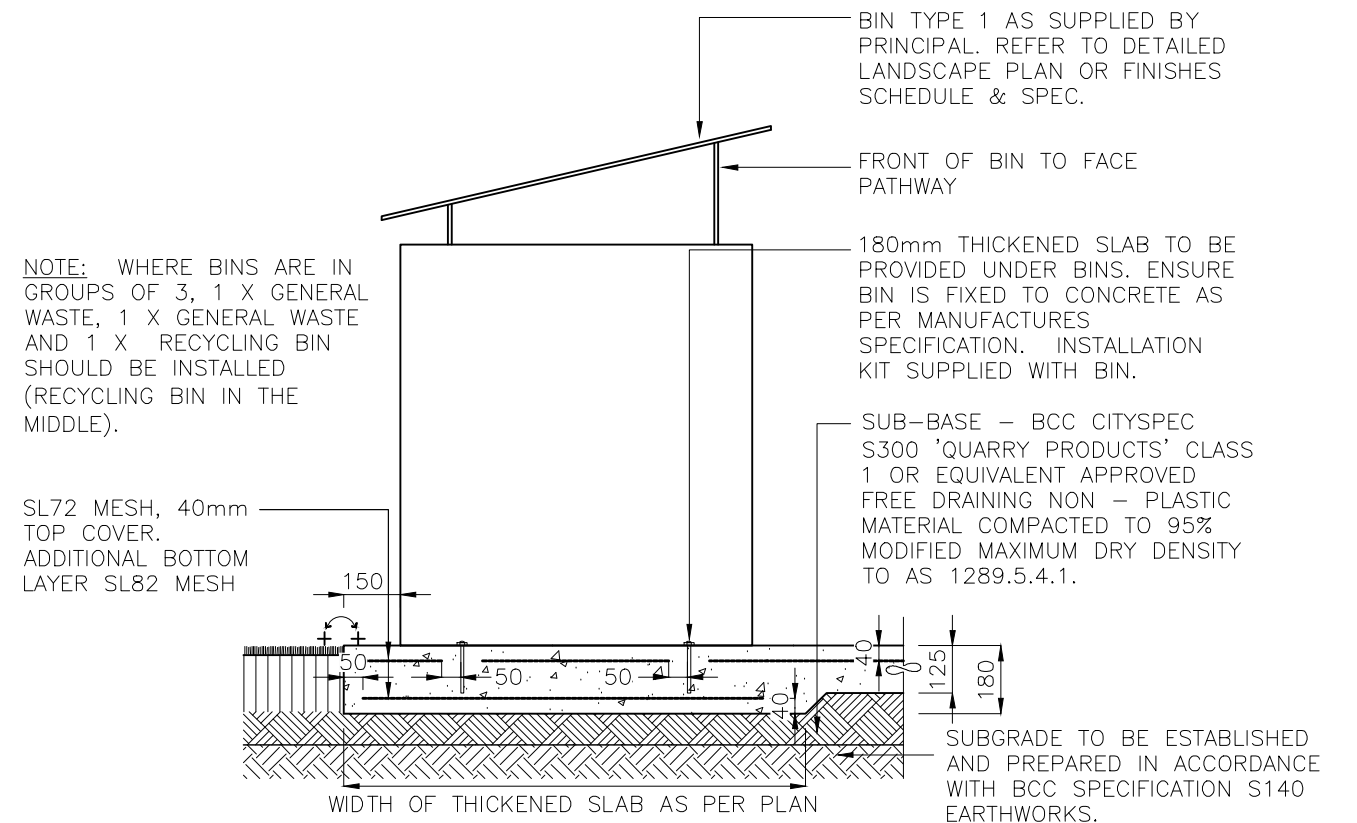
- ENSURE BIN ENCLOSURES ARE LOCATED IN ACCORDANCE WITH PARKS CHAPTER OF INFRASTRUCTURE DESIGN PLANNING SCHEME POLICY.
- WHERE APPLICABLE – INCORPORATE BIN ENCLOSURE AS PART OF INTEGRATED PICNIC SETTING NODES (REFER BSD-10101 – SHEETS 1-2).
- AUSTRALIAN STANDARDS SHALL BE IN ACCORDANCE WITH THE CURRENT EDITIONS OF THE REFERENCED AUSTRALIAN STANDARDS EXCEPT WHERE VARIED BY SPECIFICATIONS AND/OR DRAWINGS.
- MATERIAL CHOICES ARE TO BE DETERMINED ON THE GROUNDS OF SUSTAINABILITY, LOW MAINTENANCE, VANDAL RESISTANCE, ENVIRONMENTALLY FRIENDLY COMPOSITE MATERIALS, PRODUCT AVAILABILITY AND SUITABILITY TO THE CLIMATIC CONDITIONS AND PRACTICALITY. WHERE POSSIBLE, MATERIALS ARE TO BE LOCALLY MADE OR SOURCED RATHER THAN IMPORTED FROM OVERSEAS UNLESS SPECIFIED OTHERWISE.
- COLOUR SELECTION IN ACCORDANCE WITH STANDARD BCC CORPORATE COLOUR PALETTE (& AS 2700 EQUIVALENT). IF NO COLOUR SPECIFIED, BIN ENCLOSURES TO BE INSTALLED AS MANUFACTURED.
- ENSURE BIN ENCLOSURES ARE CLEANED OF CONCRETE SLURRY OR SPRAY WHEN INSTALLED TO PREVENT STAINING OR DAMAGE TO APPLIED FINISHES.
- ENSURE MOWN HEIGHT OF GRASS (TURF) AREAS FINISHES FLUSH WITH PAVEMENT AREA.
- ENSURE GARDEN AREAS (MULCH) FINISH 25mm BELOW ADJACENT F.S.L's OF PAVEMENT AREA. BIN MAKE, MODEL AND FINISH AS SPECIFIED ON PLANS.
- ALL DIMENSIONS IN MILLIMETRES (U.N.O.).

**FIXTURES/FITTINGS & METAL WORK NOTES**


- ALL WORKMANSHIP AND MATERIAL SHALL BE IN ACCORDANCE WITH AS4100 & AS/NZS 1554. ALL METAL FINISHES TO BE IN ACCORDANCE WITH AS 4506.
- ALL FIXTURES/FITTINGS UNLESS SPECIFIED ARE TO BE HOT DIPPED GALVANISED UNLESS IN VICINITY OF SALTWATER/SPRAY, ENSURE ALL FASTENERS SHALL BE STAINLESS STEEL. PLASTIC SEPARATORS SHALL BE PROVIDED TO AVOID CONTACT BETWEEN DISSIMILAR MATERIALS. STAINLESS STEEL GRADE 316 TO BE USED. WHERE POSSIBLE ALL FIXINGS TO BE TAMPER/VANDAL PROOF TO MINIMISE DAMAGE OR THEFT.
- ALL WELDS TO BE CONTINUOUS FILLET WELDS, GROUND OFF SMOOTH & FLUSH IN ACCORDANCE WITH AS 1554. GRIND SMOOTH EDGES & WELDS PRIOR TO H.D.G. OR APPLIED FINISHES.

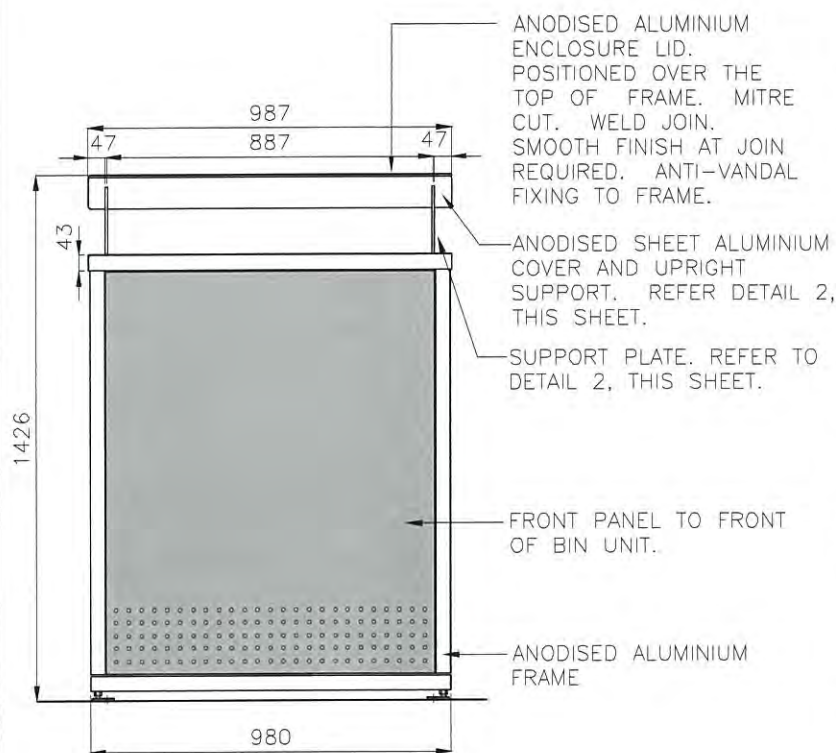
**CONCRETE WORK NOTES**

- ALL WORKMANSHIP AND MATERIAL SHALL BE IN ACCORDANCE WITH AS 3600.
- AT A MINIMUM ALL CONCRETE TO BE GRADE N25. CONCRETE SHALL BE NORMAL CLASS CONCRETE UNLESS DIRECTED OTHERWISE. N25 SHALL MEAN NORMAL CLASS CONCRETE WITH A 28 DAY CHARACTERISTIC STRENGTH OF 25MP<sub>a</sub>. CONCRETE MIX DESIGN SHALL BE SUBMITTED TO THE SITE SUPERINTENDENT FOR APPROVAL FIVE (5) DAYS PRIOR TO ORDERING.
- ALL CEMENT TO BE TYPE GP OR GB TO AS 3972 UNLESS SPECIFIED OTHERWISE.
- NORMAL AGGREGATE SIZE TO BE 20mm, SLUMP TO BE NOT GREATER THAN 80mm.
- FOR SLIP RESISTANCE REQUIREMENTS REFER SPECIFICATION S150 ROADWORKS.

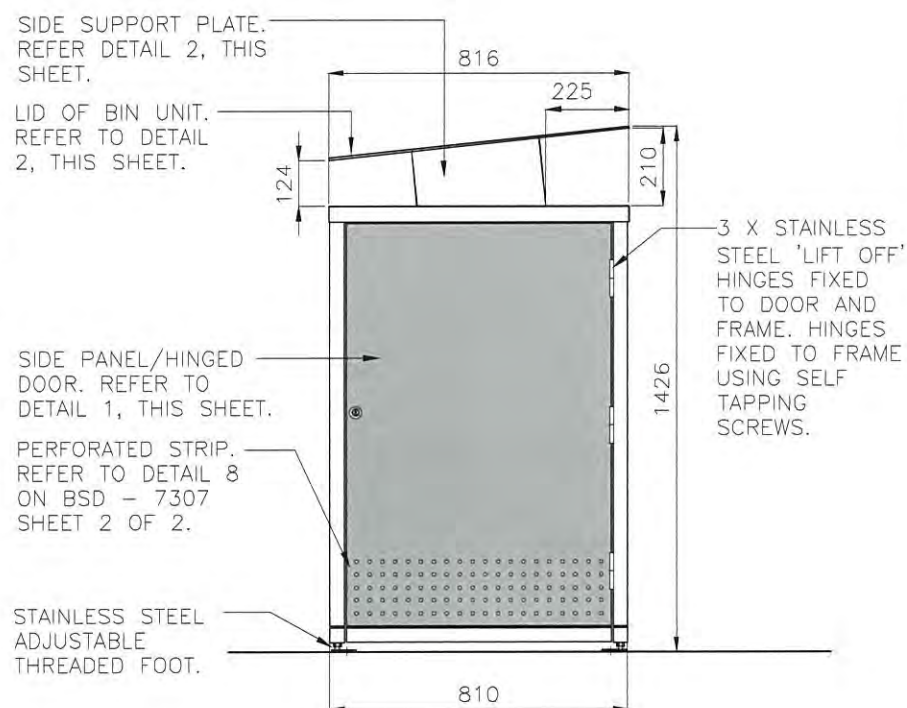


**BIN ENCLOSURE – TYPICAL SECTION**

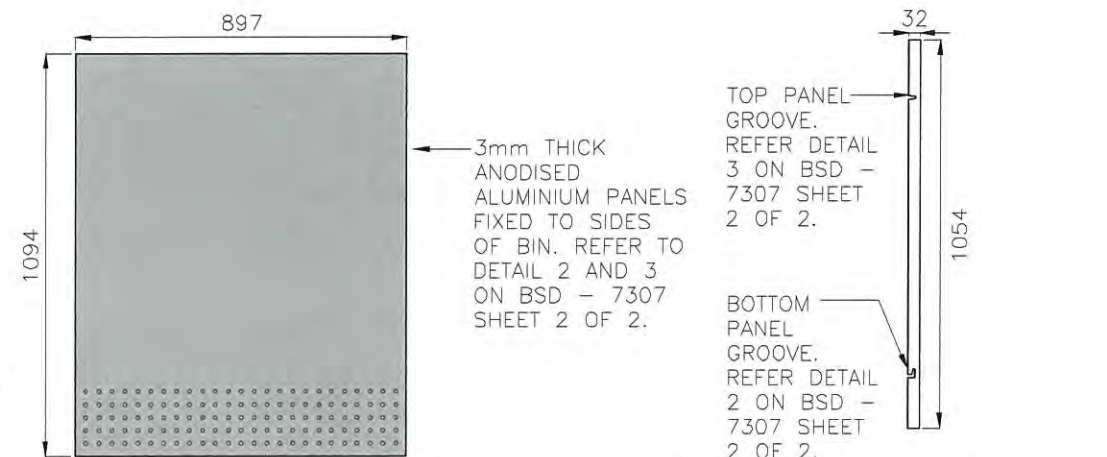
				DRAWING AUTHORISED FOR PUBLICATION PAUL COTTON SIGNATURE ON ORIGINAL DATED 03/09/04 MANAGER INFRASTRUCTURE MANAGEMENT R.P.E.O: 2546				DESIGN	Std Dwgs WG	DATE	OCT '13	 <b>BRISBANE CITY COUNCIL STANDARD DRAWING</b>	
				DESIGN APPROVED LAUREN TEMPLEMAN SIGNATURE ON ORIGINAL DATED 31/08/04				DRAWN	CPD - P&D	DATE	OCT '13		
A	Drawing Converted From UMS Series April 2014			APR '14	APR '14	APR '14	CHECKED	UMD - E&P & IMB	DATE	OCT '13	SCALE 1:20 <b>PARKS WHEELIE BIN ENCLOSURE</b> <b>BSD-7305</b>		
ISSUE	AMENDMENT			DRAWN DATE	CHK'D DATE	APPR'D DATE	DRAWING FILENAME	BSD-7305 (A) Parks wheelie bin enclosure.dwg		ORIGINAL SIZE		REVISION	
							ASSOCIATED PLANS	SUPERSEDES UMS-712		A3		A	



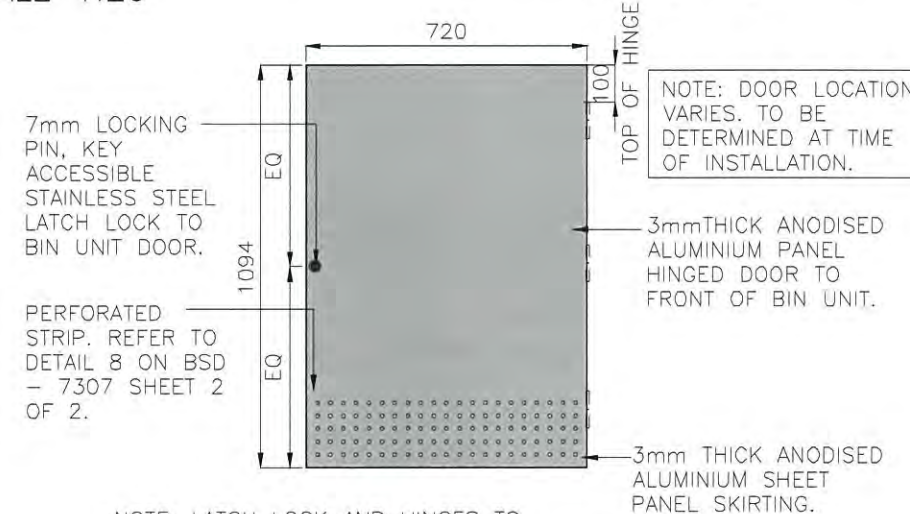
**FRONT ELEVATION**  
SCALE 1:20



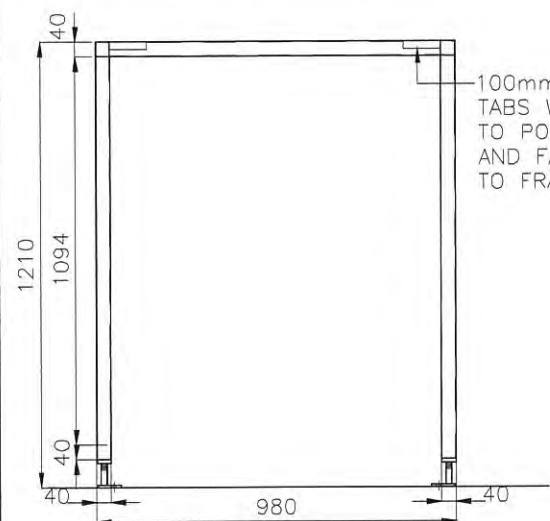
**SIDE ELEVATION**  
SCALE 1:20



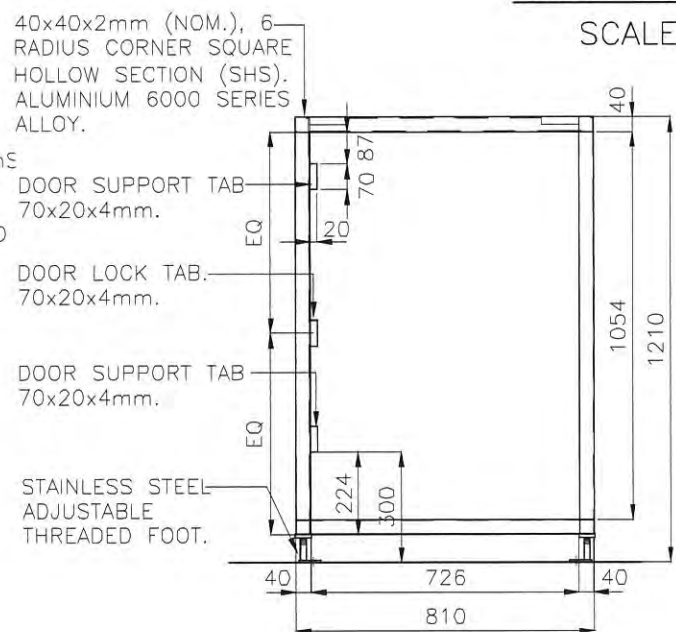
**FRONT AND BACK PANEL** SCALE 1:20  
**PANEL - END VIEW** SCALE 1:20



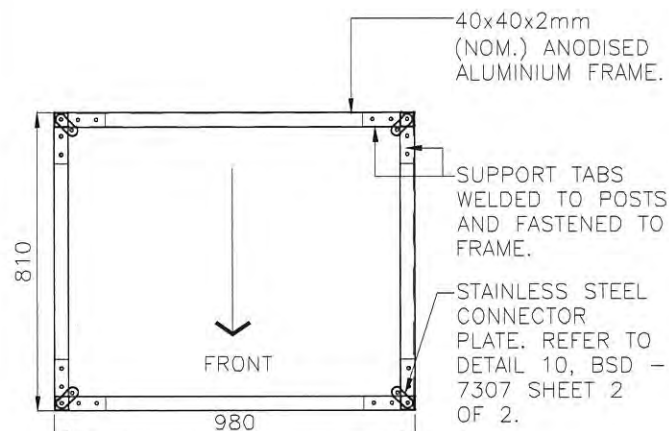
**DETAIL 1 - BIN UNIT DOOR**  
SCALE 1:20



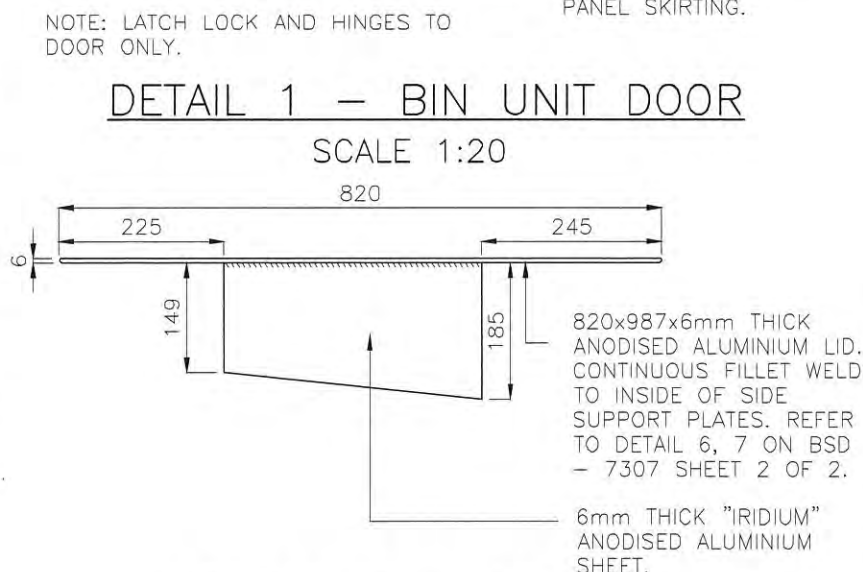
**FRAME - FRONT DETAIL**  
SCALE 1:20



**FRAME - SIDE DETAIL**  
SCALE 1:20



**FRAME PLAN**  
SCALE 1:20



**DETAIL 2 - LID AND SUPPORT PLATE**  
SCALE 1:10

**DISCLAIMER:**  
MANUFACTURED UNDER AUSTRALIAN PATENT NO. 2011100749 WITH PERMISSION OF THE INVENTOR.

**NOTES**  
REFER TO BSD - 7307 SHEET 2 OF 2 FOR FINISHES & COLOUR SCHEDULE AND DETAILS.

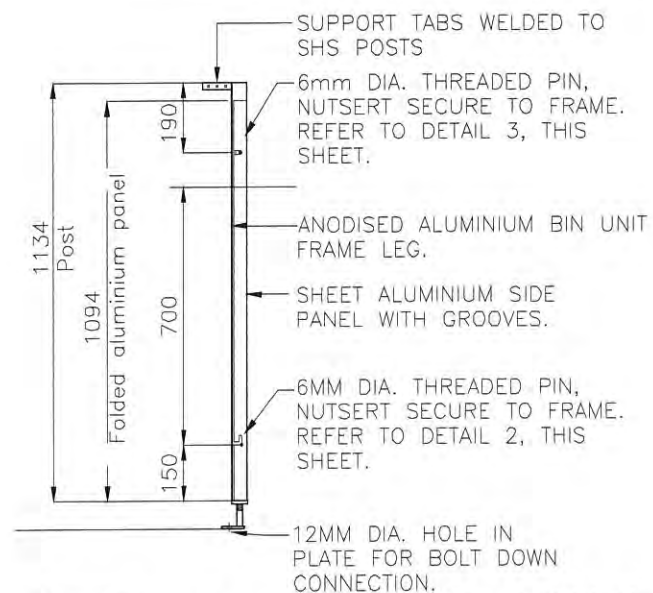
ISSUE	AMENDMENT	DRAWN DATE	CHK'D DATE	APPR'D DATE
A	Drawing Converted From UMS Series May 2014	MAY '14	MAY '14	MAY '14

DRAWING AUTHORISED FOR PUBLICATION			
DESIGN	Std Dwgs WG	DATE	MAY '14
DRAWN	CP0 - P&D	DATE	MAY '14
CHECKED	BI - FSG - WS	DATE	MAY '14
DRAWING FILENAME	BSD-7307_1of2.dwg		
ASSOCIATED PLANS			

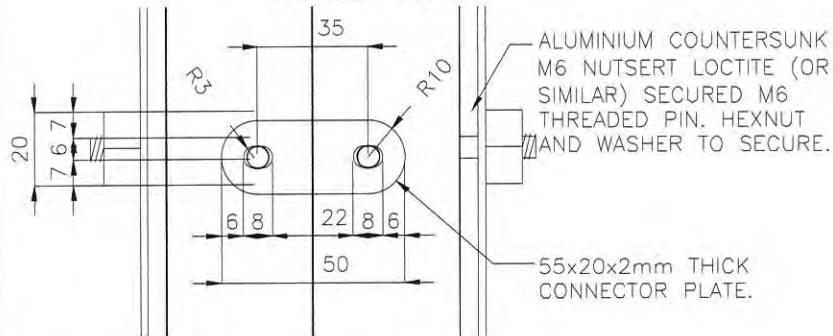


**BRISBANE CITY COUNCIL STANDARD DRAWING**

ANODISED 340L BIN UNIT SHEET 1 OF 2		SCALE	AS SHOWN
		DWG NO.	<b>BSD-7307</b>
ORIGINAL SIZE	A3	REVISION	A



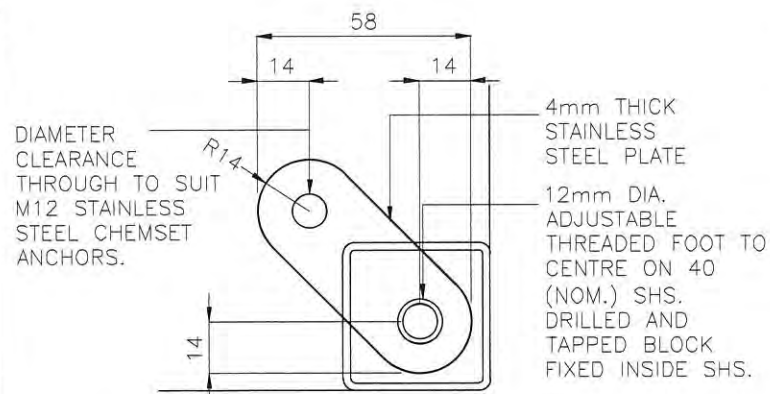
**DETAIL 1 - LEG TO PANEL CONNECTION**  
SCALE 1:20



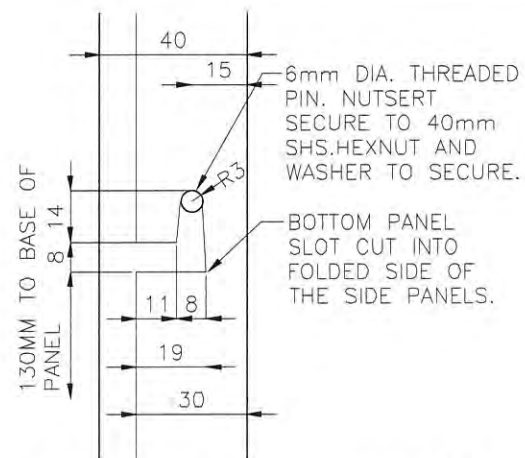
NOTE: POSITION CONNECTOR PLATE OVER THREADED PINS. SECURE WITH BOLT AND WASHERS WHEN IN POSITION.

**DETAIL 5 - CONNECTOR PLATE**  
SCALE 1:2

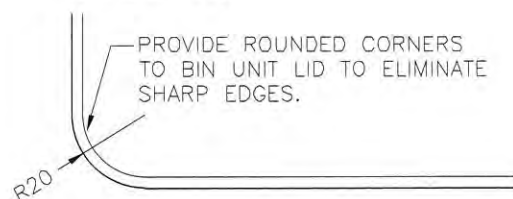
FINISHES & COLOUR SCHEDULE	
ELEMENT	COLOUR/FINISH
FRONT AND SIDE PANELS	APPLIED TREATMENT 'DULUX' METROPOLIS 'STORM PEARL' OR APPROVED EQUIVALENT
LID, FRAME, APRON	APPLIED CHEMICAL TREATMENT 'IRIDIUM' OR APPROVED EQUIVALENT
ALL OTHER COMPONENTS	ALUMINIUM UNLESS OTHERWISE NOTED



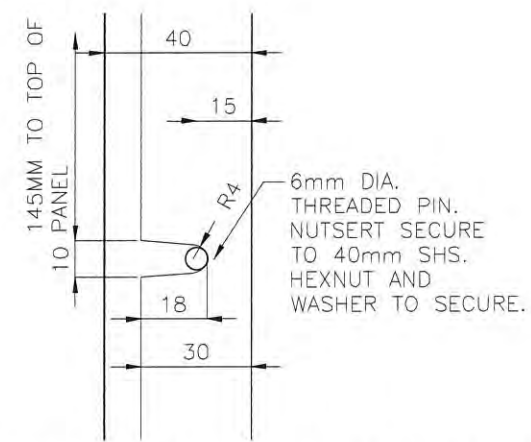
**DETAIL 9 - PLAN DETAIL**  
SCALE 1:2



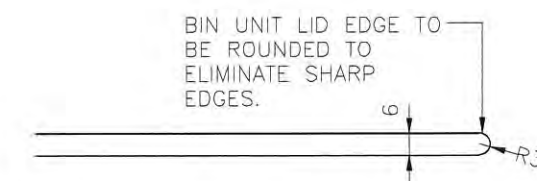
**DETAIL 2 - BOTTOM PANEL GROOVE**  
SCALE 1:2



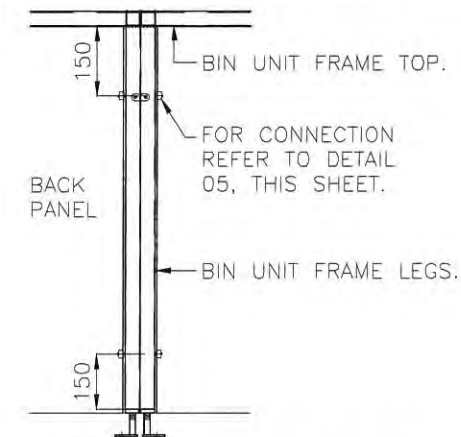
**DETAIL 6 - BIN UNIT LID ROUNDED CORNER**  
SCALE 1:2



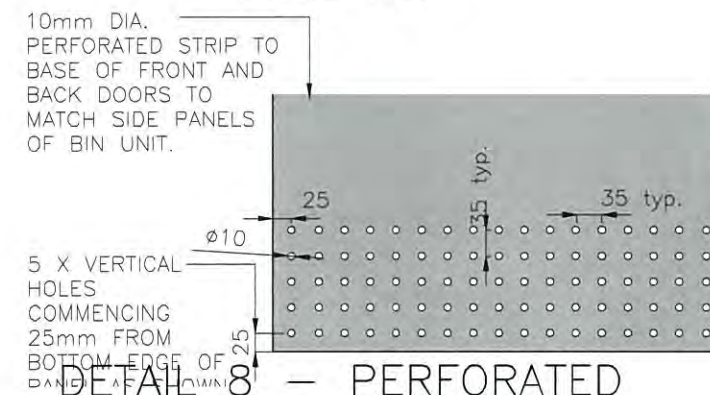
**DETAIL 3 - TOP PANEL GROOVE**  
SCALE 1:2



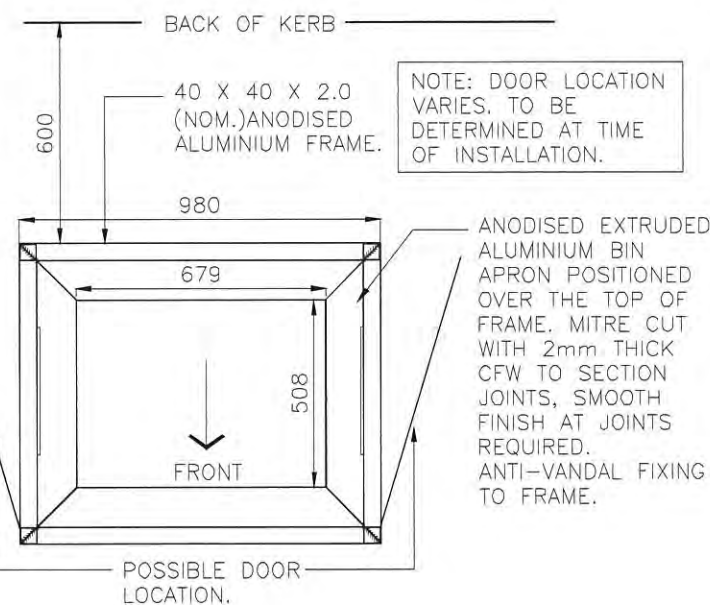
**DETAIL 7 - BIN UNIT LID ROUNDED EDGE**  
SCALE 1:2



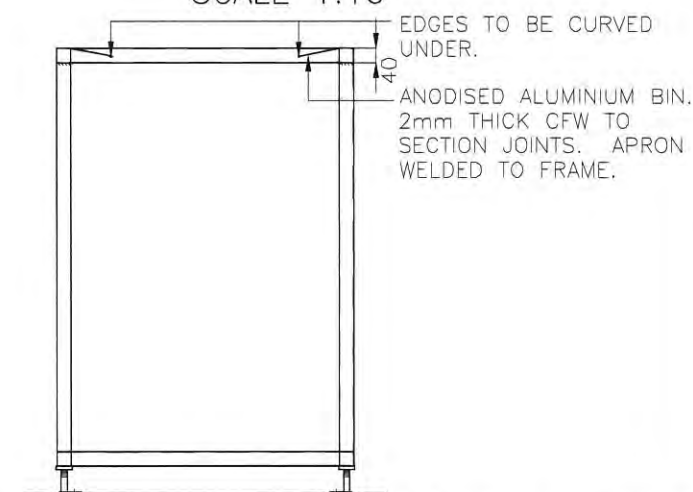
**DETAIL 4 - BIN UNIT TO BIN UNIT**  
SCALE 1:20



**DETAIL 8 - PERFORATED STRIP**  
SCALE 1:10



**DETAIL 10 - BIN APRON (TOP)**  
SCALE 1:20



**DETAIL 11 - BIN APRON (SIDE)**  
SCALE 1:20

DISCLAIMER:  
MANUFACTURED UNDER AUSTRALIAN PATENT NO. 2011100749 WITH PERMISSION OF THE INVENTOR.

ISSUE	AMENDMENT	DRAWN DATE	CHK'D DATE	APPR'D DATE
A	Drawing Converted From UMS Series May 2014	MAY '14	MAY '14	MAY '14

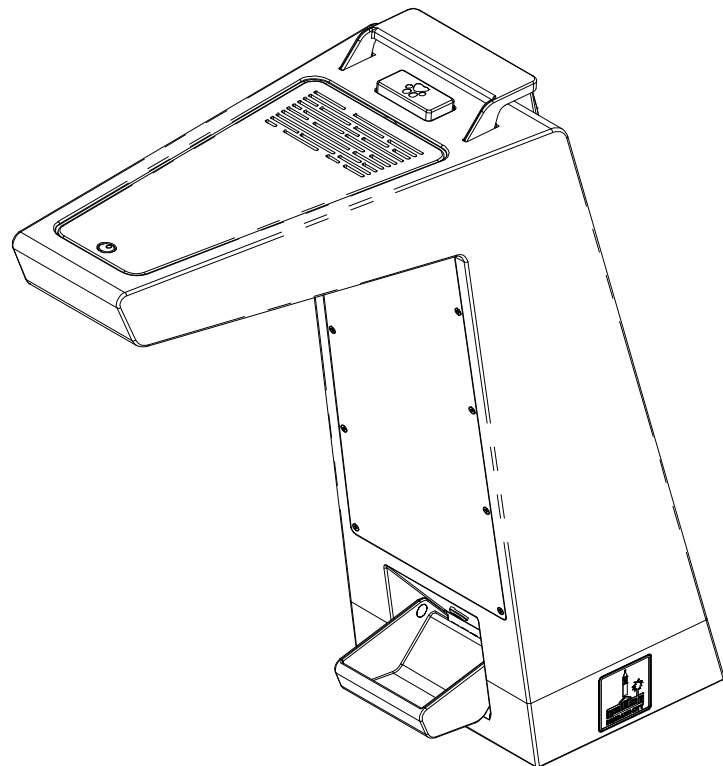
DRAWING AUTHORISED FOR PUBLICATION			
DESIGN	Std Dwgs WG	DATE	MAY '14
DRAWN	CPO - P&D	DATE	MAY '14
CHECKED	BI - FSG - WS	DATE	MAY '14
DRAWING FILENAME	BSD-7307_2of2.dwg		
ASSOCIATED PLANS			



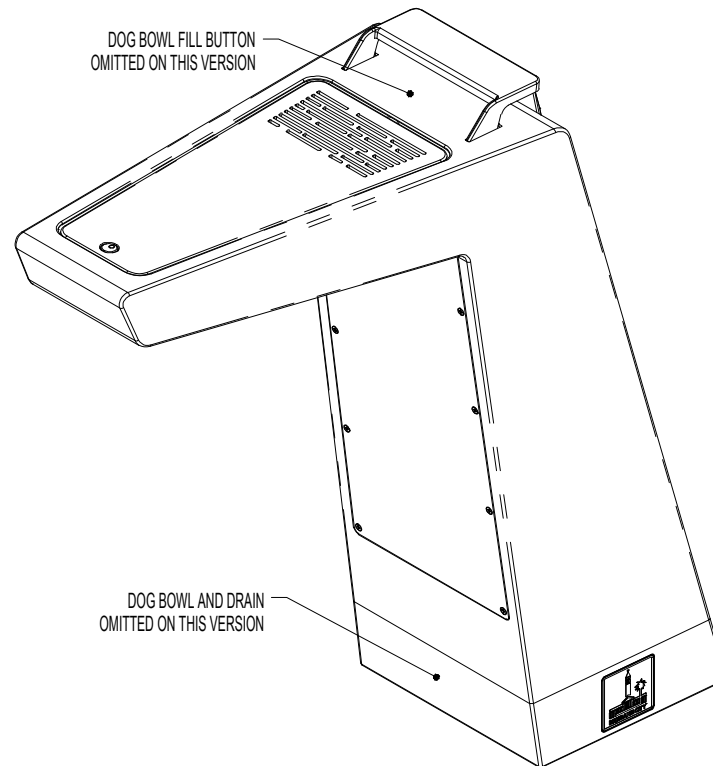
**BRISBANE CITY COUNCIL STANDARD DRAWING**

ANODISED 340L  
BIN UNIT  
SHEET 2 OF 2 - DETAILS

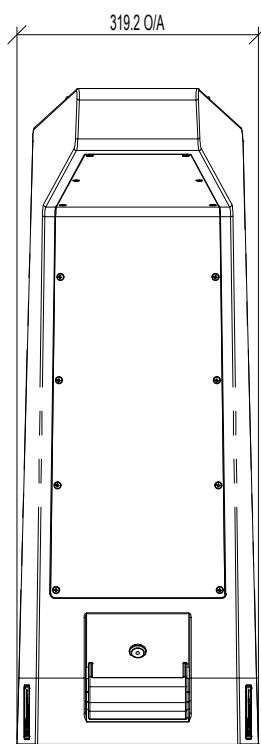
SCALE	AS SHOWN
DWG No	<b>BSD-7307</b>
ORIGINAL SIZE	A3
REVISION	A



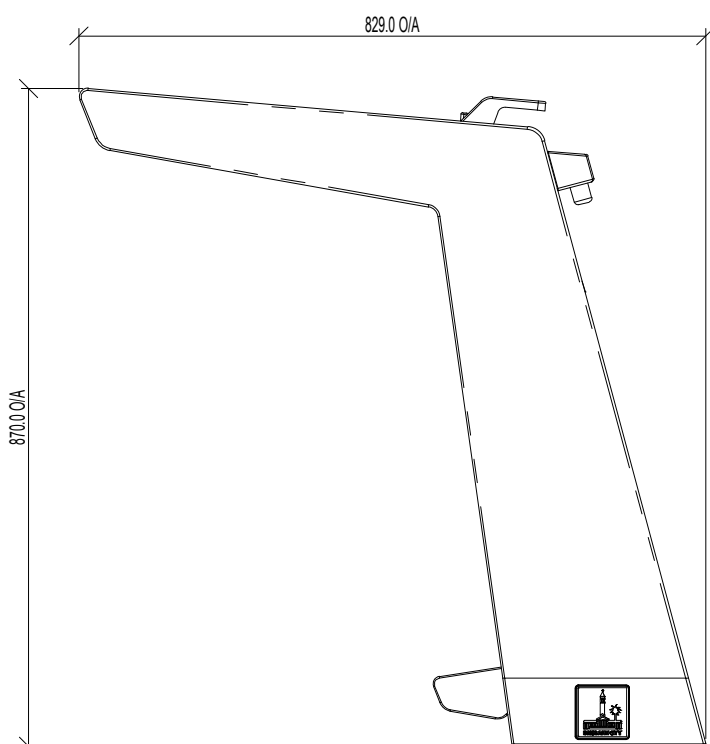
FOUNTAIN WITH DOG BOWL FEATURE



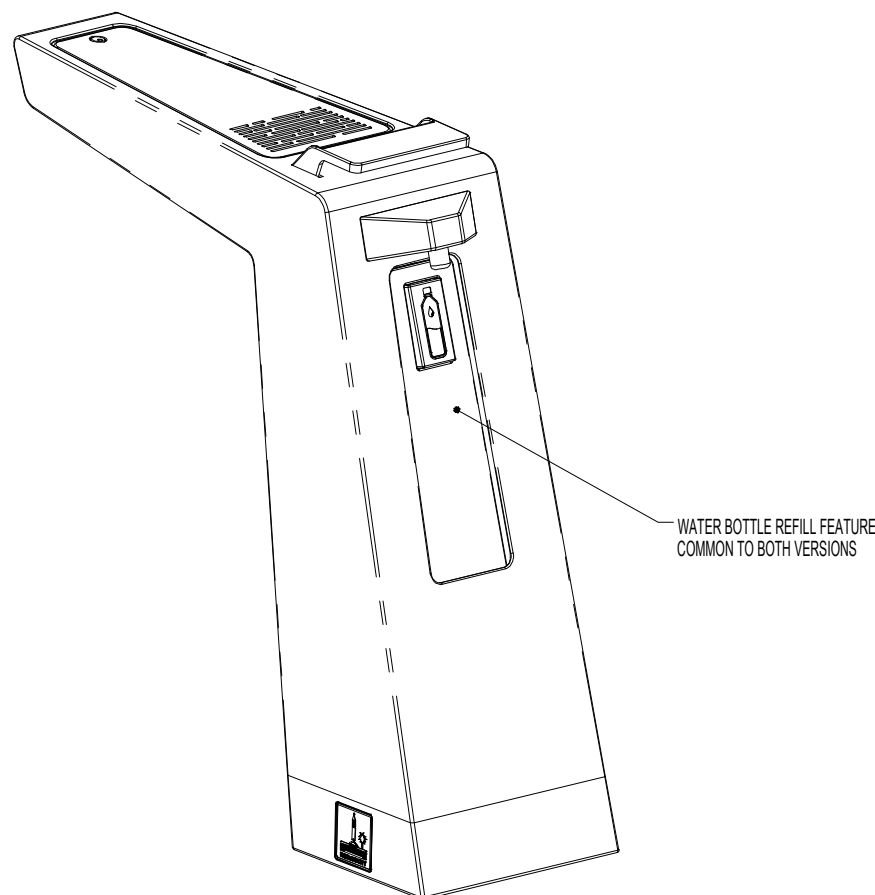
STANDARD FOUNTAIN



FRONT VIEW



SIDE VIEW



## STANDARDS

DESIGNED IN ACCORDANCE WITH, AND FABRICATION TO MEET THE FOLLOWING STANDARDS:

1. AS1428.4.1:2009, TACTILE GROUND SURFACE INDICATORS FOR THE ORIENTATION OF PEOPLE WITH VISION IMPAIRMENT.
2. AS1627.4 METAL FINISHING -PREPARATION AND PRE-TREATMENT OF SURFACES - ABRASIVE BLAST CLEANING OF STEEL.
3. AS2312:2002/AMDT 1:2004, GUIDE TO PROTECTION OF IRON AND STEEL AGAINST EXTERIOR ATMOSPHERIC CORROSION, 1994.
4. GUIDE TO ENGINEERING PRACTICE, 'PEDESTRIANS', PART 13, AUSTRROADS.
5. AUSTRALIAN ROAD RULES , 1999, WWW.NRTC.GOV.AU
6. AS4506 -2005, METAL FINISHING-THERMOSET POWDER COATINGS.
7. AS4680:2006, HOT DIP GALVANISING.

## NOTES

1. WELDING TO BE ACCORDANCE TO AS1554.1 CAT GP WELDING, ALL SHARP EDGES & BURRS REMOVED.
2. PART SHOULD BE SUPPLIED CLEAN AND FREE FROM MARKS, BURRS, SCUFFS, DISTORTION AND WARPAGE.
3. ENSURE ANTI-SEIZE IS ON ALL NUTS AND BOLTS PRIOR TO ASSEMBLY.
4. DRAWING TO AS1100 DRAWING STANDARDS.
5. 316 S.S AND 316 S.S FASTENERS TO BE USED THROUGHOUT FOR COASTAL INSTALLATIONS OR ANY ENVIRONMENT WITH HIGH CORROSION.
6. ALL TOLERANCES  $\pm 1.5\text{mm}$  UNLESS OTHERWISE SPECIFIED.


## MATERIAL

1. MATERIAL: SEE COMPONENT DRAWING
2. COLOUR: SEE COMPONENT DRAWING
3. FINISH: SEE COMPONENT DRAWING

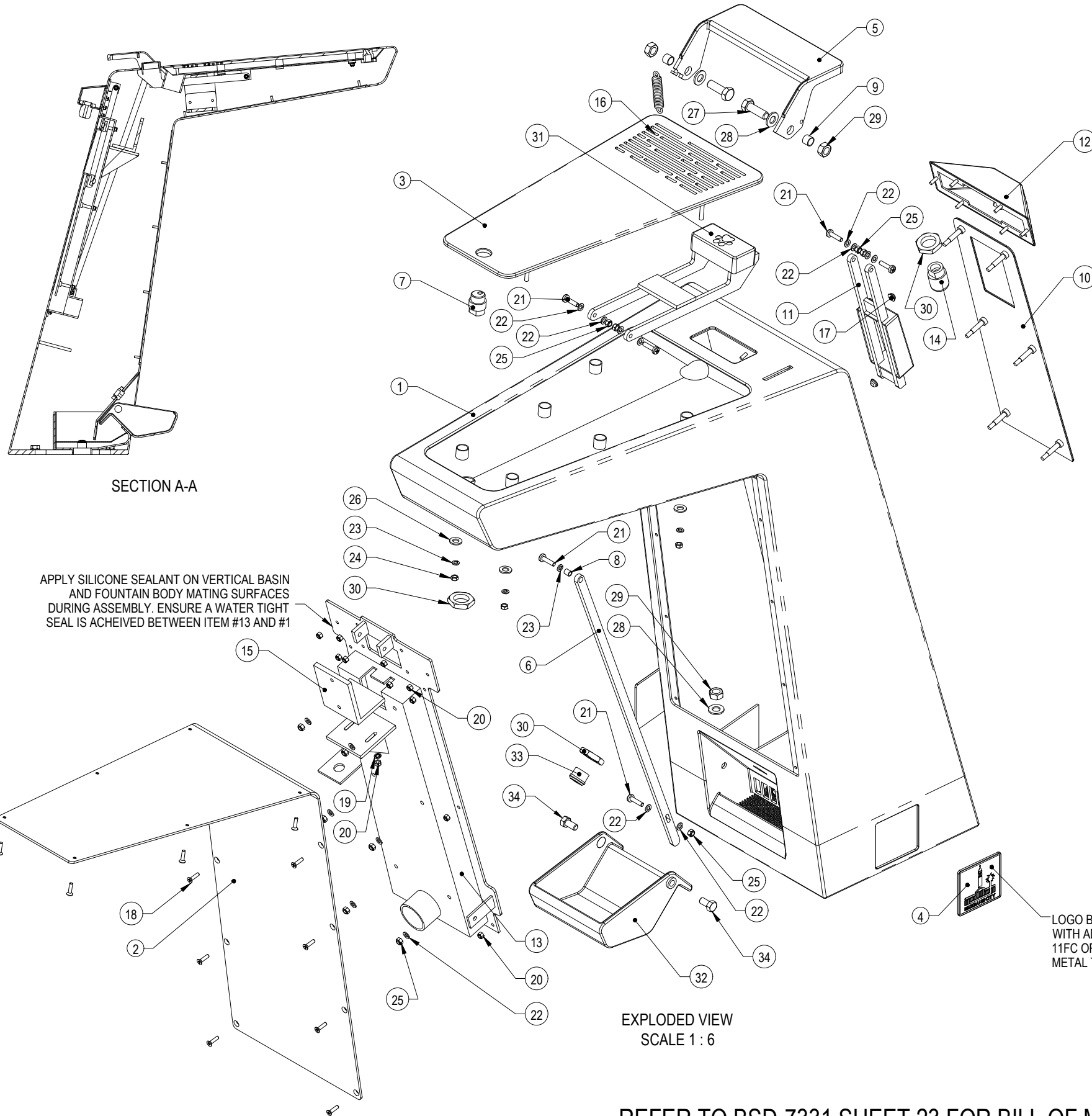
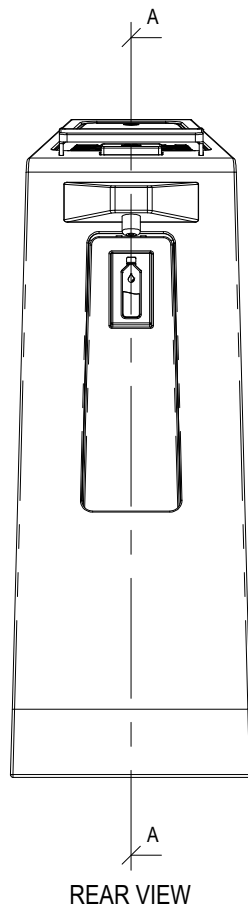
<b>STRUCTURAL DESIGN REVIEWED AND CERTIFIED FOR ISSUE</b>			
NAME:	B.C. PLANT	RPEQ:	8807
SIGNATURE:	ON ORIGINAL	DATE:	10 / 05 / 18

ISSUE	AMENDMENT	DRAWN DATE	CHK'D DATE	APPR'D DATE
C	Dog Bowl Addition	MAY '18	JUN '18	NOV '18
B	Water bottle refill addition	JAN '15	JAN '15	JAN '15
A	Drawing Converted from UMS Series April 2014	APR '14	APR '14	APR '14

<b>DRAWING AUTHORISED FOR PUBLICATION</b> INGA CONDRC AUTHORIZED 15/04/2014			
DESIGN	FORMZOO DESIGN	DATE	JUN '12
DRAWN	AB	DATE	JUN '12
CHECKED	VM	DATE	APR '13
DRAWING FILENAME	BSD-7331 (C) Drinking fountain - Sheet 1 of 27		
ASSOCIATED PLANS	SUPERSEDES UMS-569		
<b>DESIGN APPROVED</b> VICKI MARTIN SIGNATURE ON ORIGINAL PRINCIPAL PLANNING OFFICER URBAN DESIGN			



<b>BRISBANE CITY COUNCIL STANDARD DRAWING</b>	
DRINKING FOUNTAIN SHEET 1 OF 27	
SCALE	1:10
DWG No.	BSD-7331
ORIGINAL SIZE	A3
REVISION	C



APPLY SILICONE SEALANT ON VERTICAL BASIN AND FOUNTAIN BODY MATING SURFACES DURING ASSEMBLY. ENSURE A WATER TIGHT SEAL IS ACHIEVED BETWEEN ITEM #13 AND #1

EXPLODED VIEW  
SCALE 1 : 6

## STANDARDS

DESIGNED IN ACCORDANCE WITH, AND FABRICATION TO MEET THE FOLLOWING STANDARDS:

1. AS1428.4.1:2009, TACTILE GROUND SURFACE INDICATORS FOR THE ORIENTATION OF PEOPLE WITH VISION IMPAIRMENT.
2. AS1627.4 METAL FINISHING -PREPARATION AND PRE-TREATMENT OF SURFACES - ABRASIVE BLAST CLEANING OF STEEL.
3. AS2312:2002/AMDT 1:2004, GUIDE TO PROTECTION OF IRON AND STEEL AGAINST EXTERIOR ATMOSPHERIC CORROSION, 1994.
4. GUIDE TO ENGINEERING PRACTICE, 'PEDESTRIANS', PART 13, AUSTRROADS.
5. AUSTRALIAN ROAD RULES , 1999, WWW.NRTC.GOV.AU
6. AS4506 -2005, METAL FINISHING-THERMOSET POWDER COATINGS.
7. AS4680:2006, HOT DIP GALVANISING.

## NOTES

1. WELDING TO BE ACCORDANCE TO AS1554.1 CAT GP WELDING, ALL SHARP EDGES & BURRS REMOVED.
2. PART SHOULD BE SUPPLIED CLEAN AND FREE FROM MARKS, BURRS, SCUFFS, DISTORTION AND WARPAGE.
3. ENSURE ANTI-SEIZE IS ON ALL NUTS AND BOLTS PRIOR TO ASSEMBLY.
4. DRAWING TO AS1100 DRAWING STANDARDS.
5. 316 S.S AND 316 S.S FASTENERS TO BE USED THROUGHOUT FOR COASTAL INSTALLATIONS OR ANY ENVIRONMENT WITH HIGH CORROSION.
6. ALL TOLERANCES  $\pm 1.5\text{mm}$  UNLESS OTHERWISE SPECIFIED.

## MATERIAL


1. MATERIAL: SEE COMPONENT DRAWING
2. COLOUR: SEE COMPONENT DRAWING
3. FINISH: SEE COMPONENT DRAWING

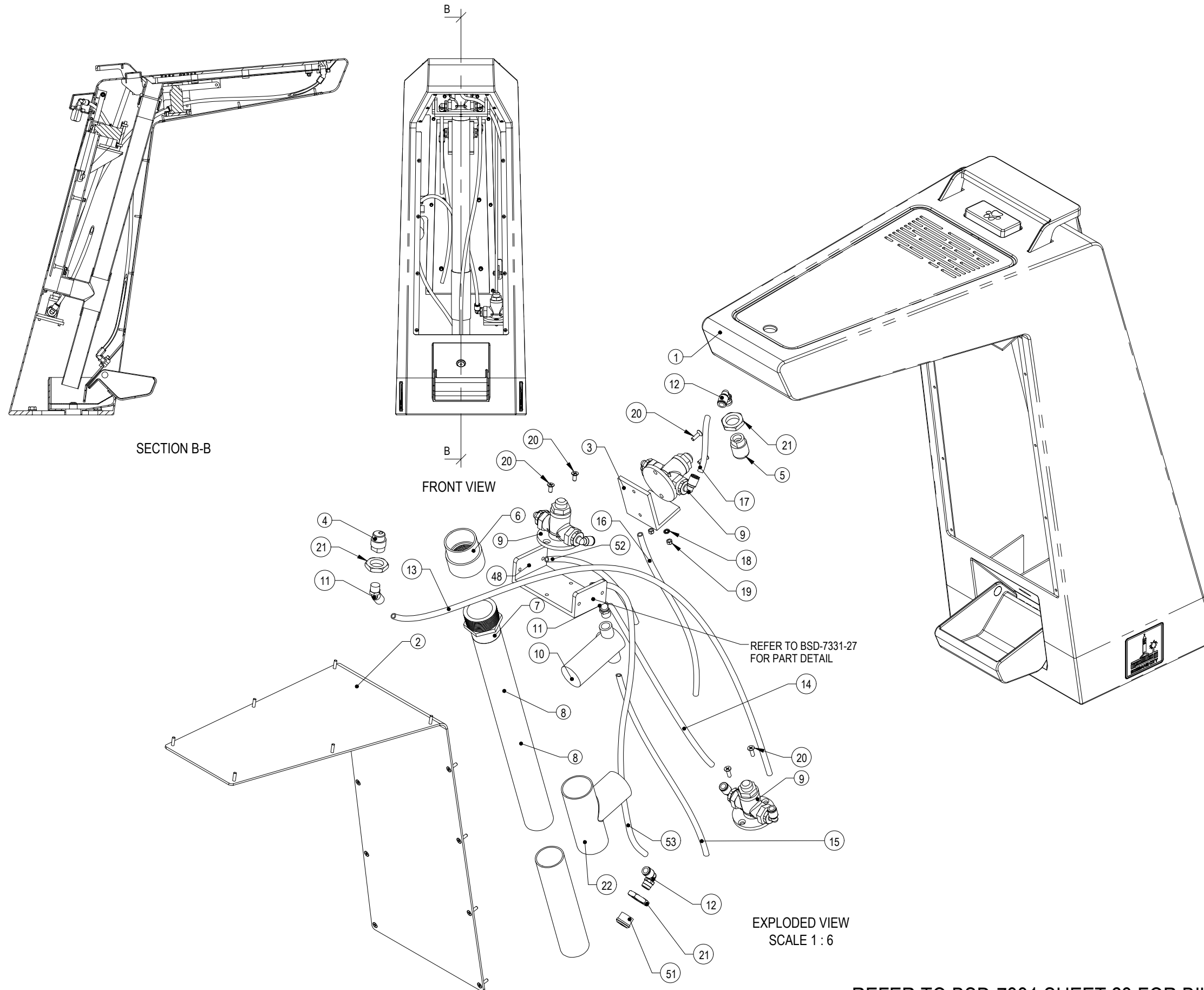
STRUCTURAL DESIGN REVIEWED AND  
CERTIFIED FOR ISSUE

NAME: B.C. PLANT \_\_\_\_\_ RPEQ: 8807 \_\_\_\_\_  
SIGNATURE: ON ORIGINAL \_\_\_\_\_ DATE: 10/ 05/ 18

4. LOGO BADGE TO BE SECURED WITH ADHESIVE - SIKAFLEX 11FC OR EQUIVALENT FOR METAL TO METAL BOND

REFER TO BSD-7331 SHEET 23 FOR BILL OF MATERIALS

ISSUE	AMENDMENT	DRAWN DATE	CHK'D DATE	APPR'D DATE	DRAWING AUTHORIZED FOR PUBLICATION	DESIGN	FORMZOO DESIGN	DATE	JUN '12		BRISBANE CITY COUNCIL STANDARD DRAWING		
D	Dog Bowl Addition	MAY '18	JUN '18	NOV '18	INGA CONDRC AUTHORIZED 15/04/2014	DRAWN	AB	DATE	JUN '12		SCALE	1:10	
C	Drawing Title Updated	FEB '16	JUL '18	JUL '16	ASSET ENGINEERING MANAGER STRATEGIC ASSET MANAGEMENT	CHECKED	VM	DATE	APR '13		DWG No.	BSD-7331	
B	Water bottle refill addition	JAN '15	JAN '15	JAN '15	DESIGN APPROVED	DRAWING FILENAME	BSD-7331 (D) Drinking fountain - Assembly - Sheet 2 of 27				ORIGINAL SIZE	A3	
A	Drawing Converted from UMS Series April 2014	APR '14	APR '14	APR '14	VICKI MARTIN SIGNATURE ON ORIGINAL	ASSOCIATED PLANS	SUPERSEDES UMS-569				REVISION	D	
					PRINCIPAL PLANNING OFFICER URBAN DESIGN						DRINKING FOUNTAIN ASSEMBLY SHEET 2 OF 27		



## STANDARDS

DESIGNED IN ACCORDANCE WITH, AND FABRICATION TO MEET THE FOLLOWING STANDARDS:

- AS1428.4.1:2009, TACTILE GROUND SURFACE INDICATORS FOR THE ORIENTATION OF PEOPLE WITH VISION IMPAIRMENT.
- AS1627.4 METAL FINISHING -PREPARATION AND PRE-TREATMENT OF SURFACES - ABRASIVE BLAST CLEANING OF STEEL.
- AS2312:2002/AMDT 1:2004, GUIDE TO PROTECTION OF IRON AND STEEL AGAINST EXTERIOR ATMOSPHERIC CORROSION, 1994.
- GUIDE TO ENGINEERING PRACTICE, 'PEDESTRIANS', PART 13, AUSTRROADS.
- AUSTRALIAN ROAD RULES , 1999, WWW.NRTC.GOV.AU
- AS4506 -2005, METAL FINISHING-THERMOSET POWDER COATINGS.
- AS4680:2006, HOT DIP GALVANISING.

## NOTES

- WELDING TO BE ACCORDANCE TO AS1554.1 CAT GP WELDING, ALL SHARP EDGES & BURRS REMOVED.
- PART SHOULD BE SUPPLIED CLEAN AND FREE FROM MARKS, BURRS, SCUFFS, DISTORTION AND WARPAGE.
- ENSURE ANTI-SEIZE IS ON ALL NUTS AND BOLTS PRIOR TO ASSEMBLY.
- DRAWING TO AS1100 DRAWING STANDARDS.
- 316 S.S AND 316 S.S FASTENERS TO BE USED THROUGHOUT FOR COASTAL INSTALLATIONS OR ANY ENVIRONMENT WITH HIGH CORROSION.
- ALL TOLERANCES  $\pm 1.5\text{mm}$  UNLESS OTHERWISE SPECIFIED.
- FULLY WELD ALL JOINING MATERIAL - 3mm FILLET.


## MATERIAL

- MATERIAL: 316 STAINLESS STEEL
- COLOUR: NATURAL
- FINISH: 600 GRIT POLISHED / GARNET BLASTING.

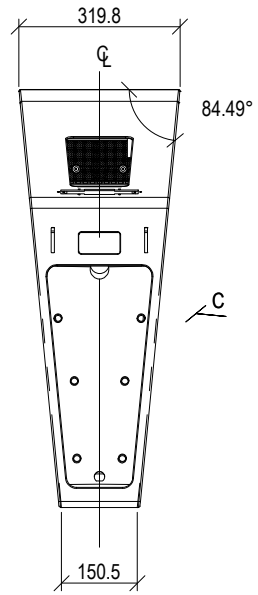
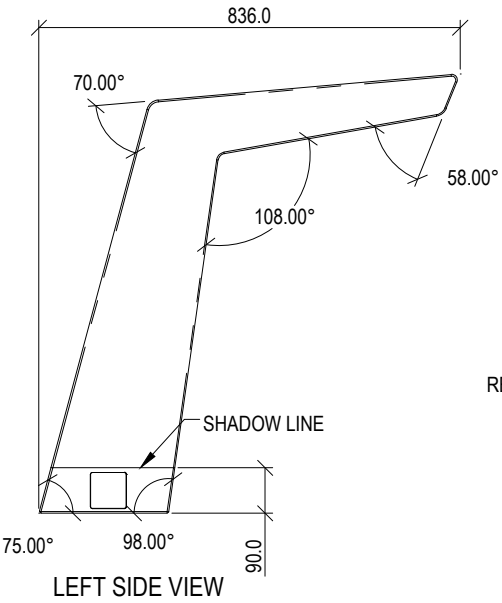
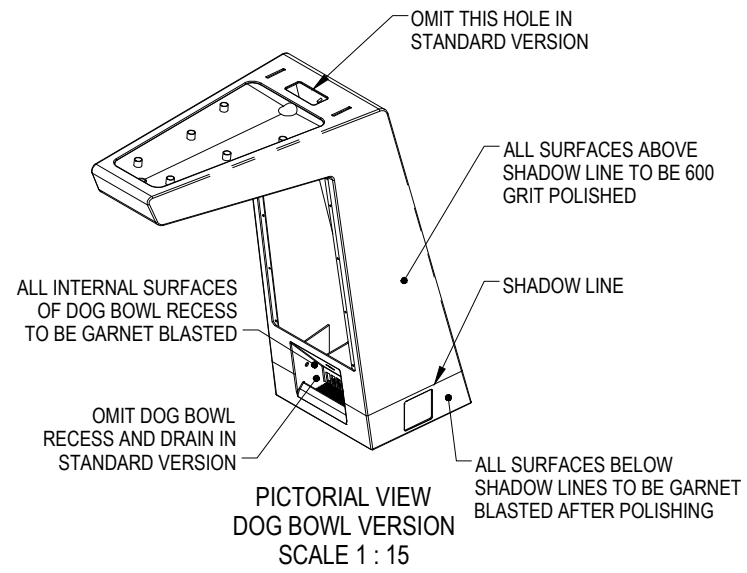
STRUCTURAL DESIGN REVIEWED AND CERTIFIED FOR ISSUE

NAME: B.C. PLANT \_\_\_\_\_ RPEQ: 8807 \_\_\_\_\_  
SIGNATURE: ON ORIGINAL \_\_\_\_\_ DATE: 10/ 05/ 18

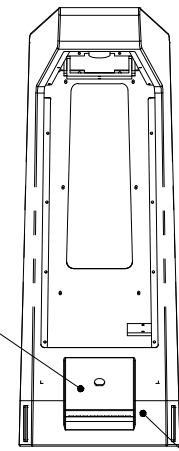
REFER TO BSD-7331 SHEET 23 FOR BILL OF MATERIALS

ISSUE	AMENDMENT	DRAWN DATE	CHK'D DATE	APPR'D DATE	DRAWING AUTHORIZED FOR PUBLICATION INGA CONDRIK AUTHORIZED 15/04/2014	DESIGN	FORMZOO DESIGN	DATE	JUN '12		BRISBANE CITY COUNCIL STANDARD DRAWING		
D	Dog Bowl Addition	MAY '18	JUN '18	AUG '18	ASSET ENGINEERING MANAGER STRATEGIC ASSET MANAGEMENT	DRAWN	AB	DATE	JUN '12		SCALE	1:10	
C	Drawing Title Amended	FEB '16	JUL '18	JUL '16	DESIGN APPROVED	CHECKED	VM	DATE	APR '13		DWG No.	BSD-7331	
B	Water bottle refill addition	JAN '15	JAN '15	JAN '15	VICKI MARTIN SIGNATURE ON ORIGINAL	DRAWING FILENAME	BSD-7331 (D) Drinking fountain - Plumbing - Sheet 3 of 27				ORIGINAL SIZE	A3	
A	Drawing Converted from UMS Series April 2014	APR '14	APR '14	APR '14	PRINCIPAL PLANNING OFFICER URBAN DESIGN	ASSOCIATED PLANS	SUPERSEDES UMS-569			REVISION	D		

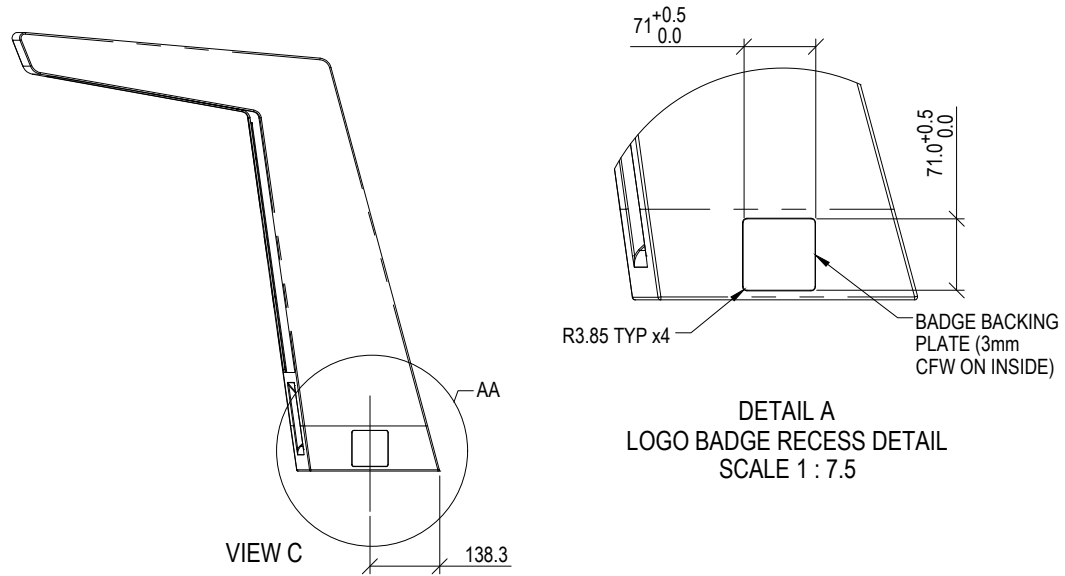
DRINKING FOUNTAIN  
PLUMBING  
SHEET 3 OF 27



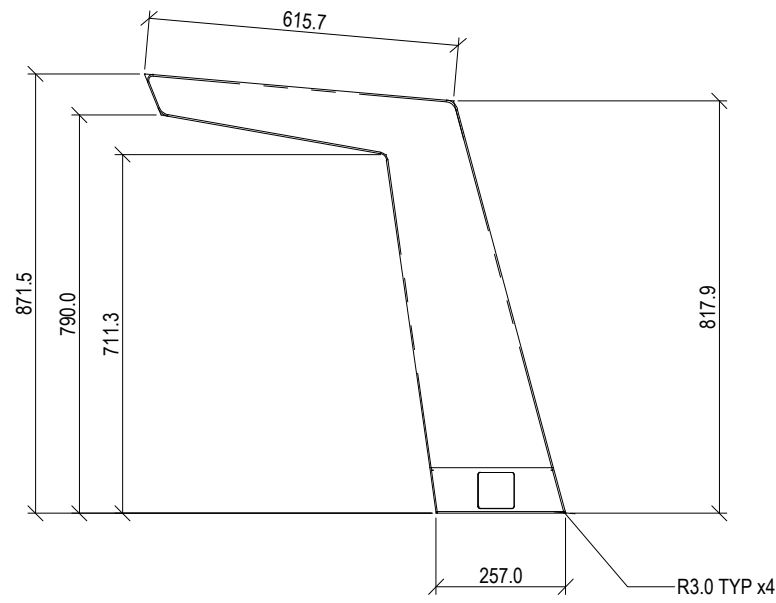
TOP VIEW



FRONT VIEW

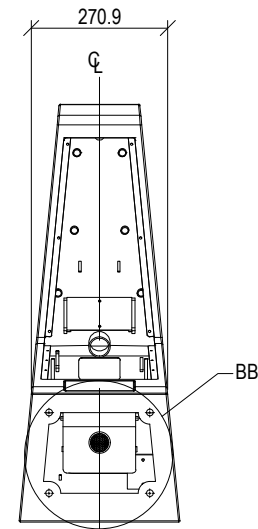


DETAIL A  
LOGO BADGE RECESS DETAIL  
SCALE 1 : 7.5

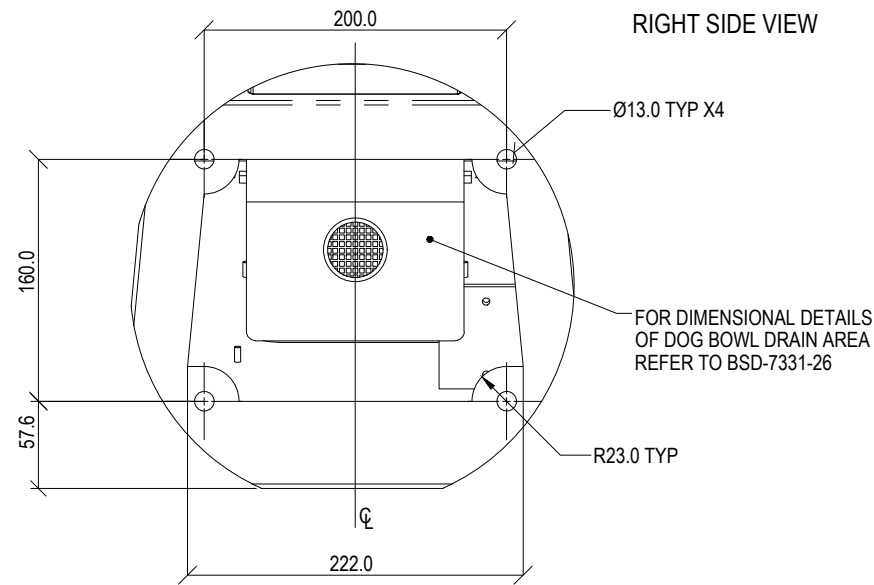


RIGHT SIDE VIEW

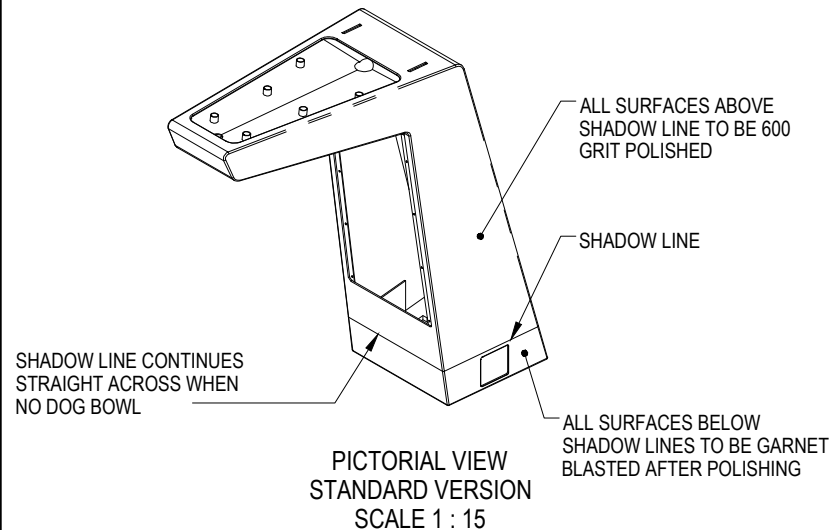
FOR DIMENSIONAL DETAILS OF DOG BOWL DRAIN AREA REFER TO BSD-7331 SHEET 26



BOTTOM VIEW



DETAIL BB  
BASE DETAIL  
SCALE 1 : 5



PICTORIAL VIEW  
STANDARD VERSION  
SCALE 1 : 15

## STANDARDS

DESIGNED IN ACCORDANCE WITH, AND FABRICATION TO MEET THE FOLLOWING STANDARDS:

- AS1428.4.1:2009, TACTILE GROUND SURFACE INDICATORS FOR THE ORIENTATION OF PEOPLE WITH VISION IMPAIRMENT.
- AS1627.4 METAL FINISHING -PREPARATION AND PRE-TREATMENT OF SURFACES - ABRASIVE BLAST CLEANING OF STEEL.
- AS2312:2002/AMDT 1:2004, GUIDE TO PROTECTION OF IRON AND STEEL AGAINST EXTERIOR ATMOSPHERIC CORROSION, 1994.
- GUIDE TO ENGINEERING PRACTICE, 'PEDESTRIANS', PART 13, AUSTRROADS.
- AUSTRALIAN ROAD RULES , 1999, WWW.NRTC.GOV.AU
- AS4506 -2005, METAL FINISHING-THERMOSET POWDER COATINGS.
- AS4680:2006, HOT DIP GALVANISING.

## NOTES

- WELDING TO BE ACCORDANCE TO AS1554.1 CAT GP WELDING, ALL SHARP EDGES & BURRS REMOVED.
- PART SHOULD BE SUPPLIED CLEAN AND FREE FROM MARKS, BURRS, SCUFFS, DISTORTION AND WARPAGE.
- ENSURE ANTI-SEIZE IS ON ALL NUTS AND BOLTS PRIOR TO ASSEMBLY.
- DRAWING TO AS1100 DRAWING STANDARDS.
- 316 S.S AND 316 S.S FASTENERS TO BE USED THROUGHOUT FOR COASTAL INSTALLATIONS OR ANY ENVIRONMENT WITH HIGH CORROSION.
- ALL TOLERANCES  $\pm 1.5\text{mm}$  UNLESS OTHERWISE SPECIFIED.
- FULLY WELD ALL JOINING MATERIAL- 3mm FILLET.

## MATERIAL

- MATERIAL: 316 STAINLESS STEEL
- COLOUR: NATURAL
- FINISH: 600 GRIT POLISHED / GARNET BLASTED

STRUCTURAL DESIGN REVIEWED AND  
CERTIFIED FOR ISSUE

NAME: B.C. PLANT RPEQ: 8807  
SIGNATURE: ON ORIGINAL DATE: 10/ 05/ 18

ISSUE	AMENDMENT	DRAWN DATE	CHK'D DATE	APPR'D DATE
D	Dog Bowl Addition	MAY '18	JUN '18	NOV '18
C	Drawing Title Amended	FEB '16	JUL '18	JUL '16
B	Water bottle refill addition	JAN '15	JAN '15	JAN '15
A	Drawing Converted from UMS Series April 2014	APR '14	APR '14	APR '14


**DRAWING AUTHORISED FOR PUBLICATION**  
INGA CONDRIK AUTHORISED 15/04/2014

ASSET ENGINEERING MANAGER  
STRATEGIC ASSET MANAGEMENT

**DESIGN APPROVED**  
VICKI MARTIN SIGNATURE ON ORIGINAL

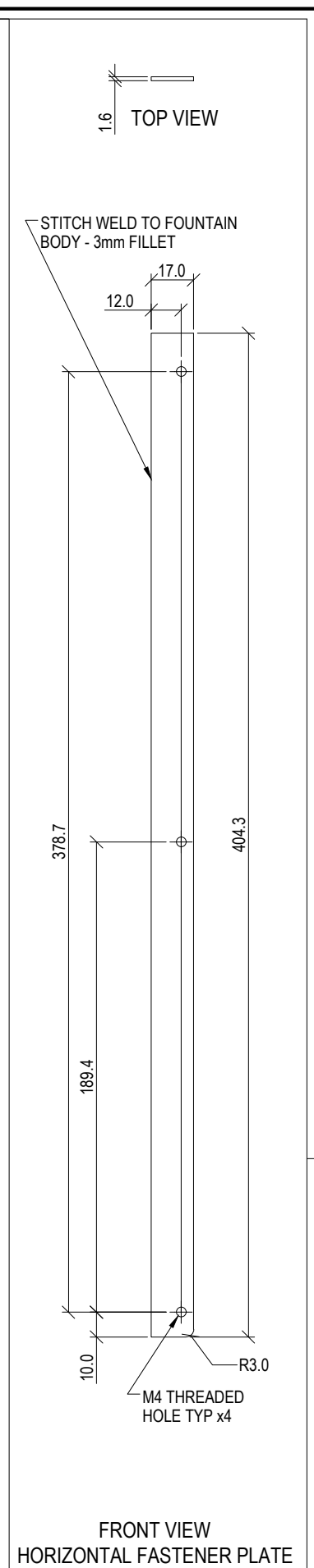
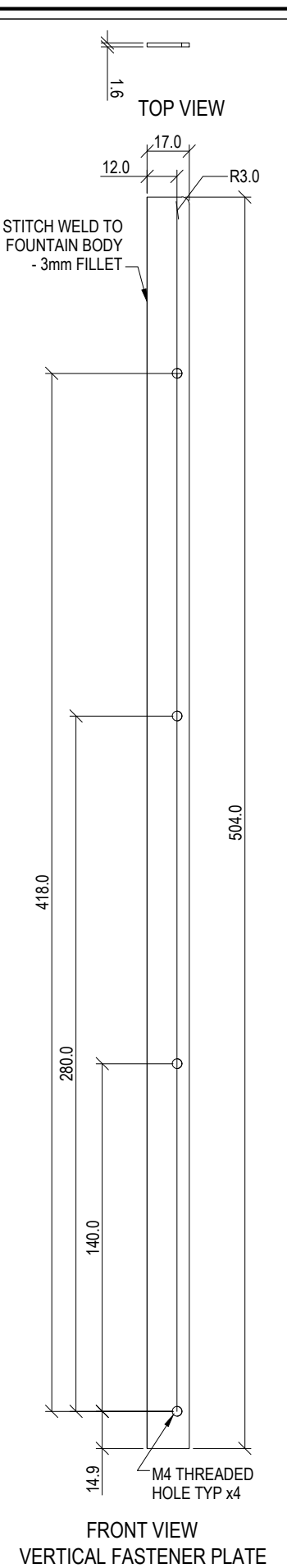
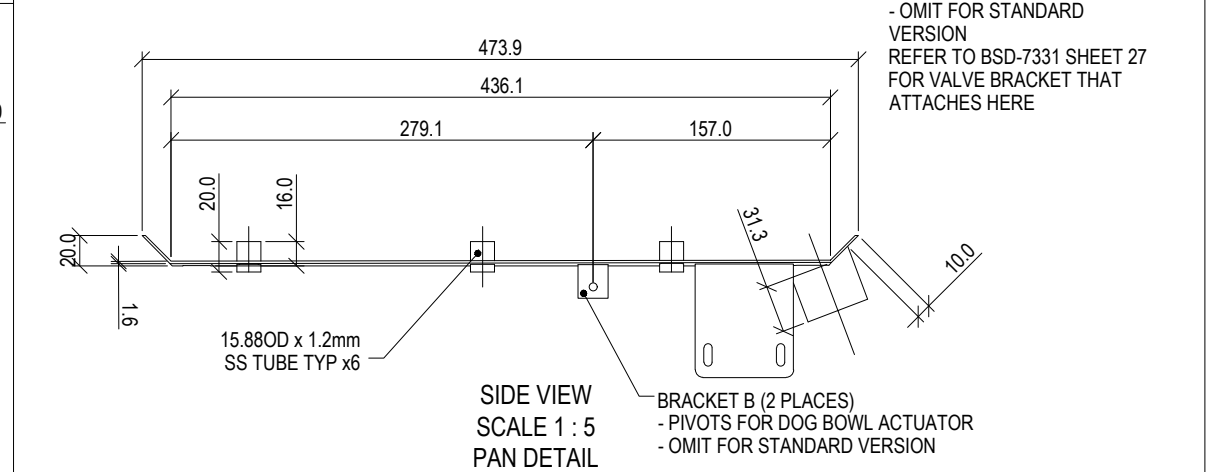
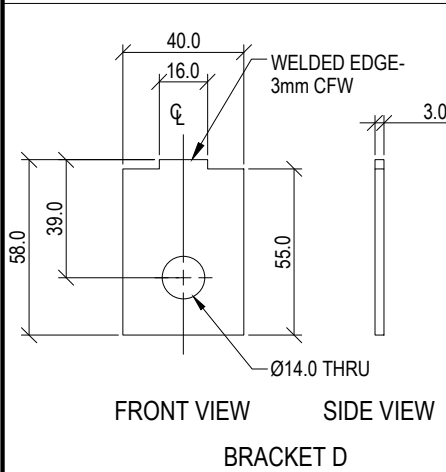
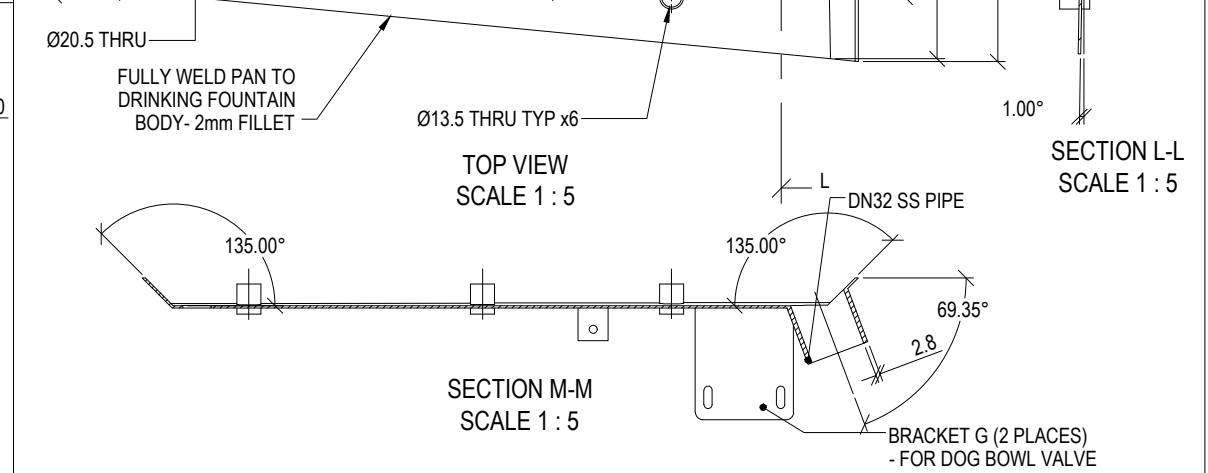
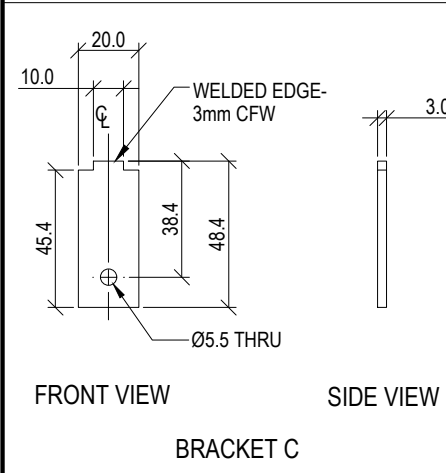
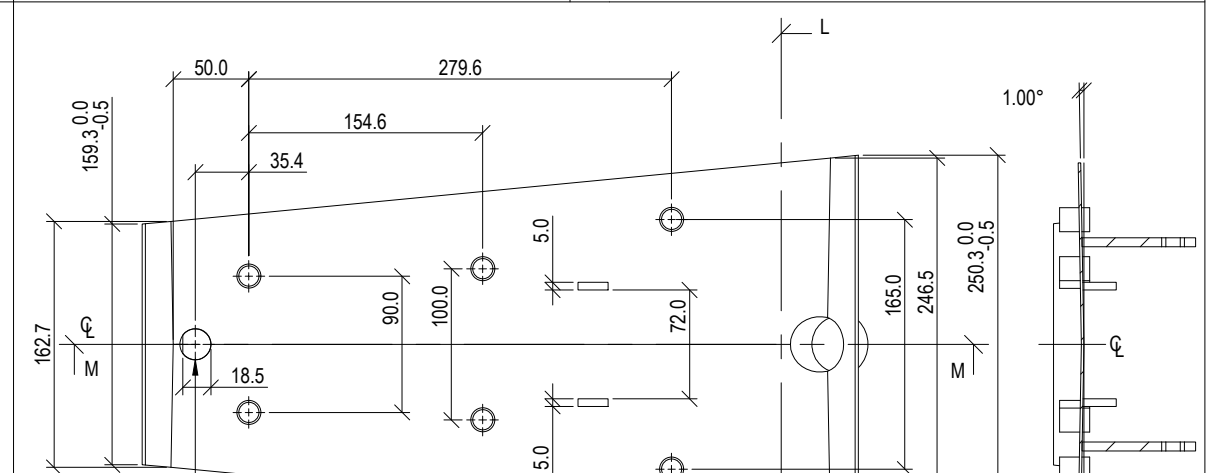
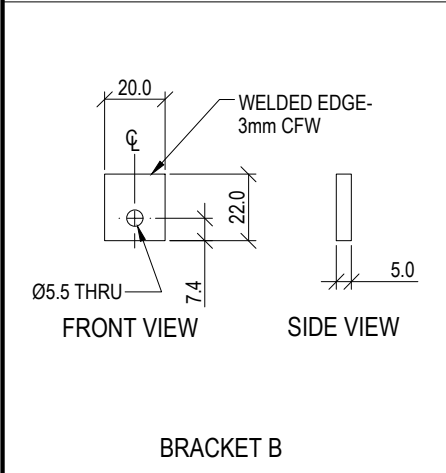
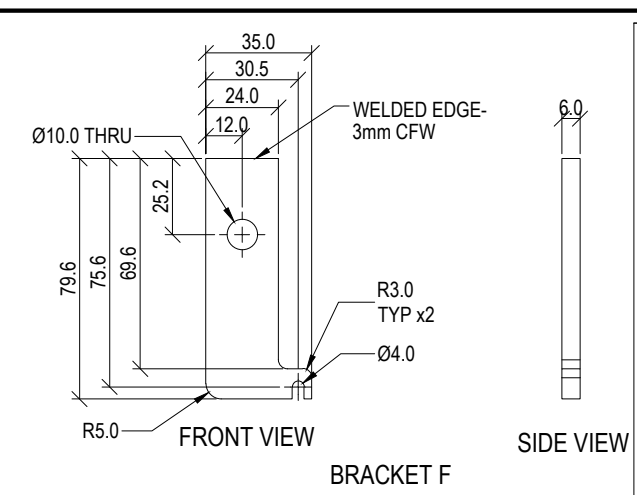
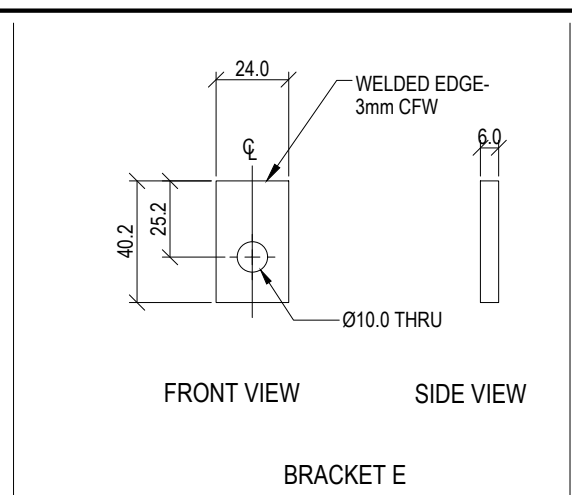
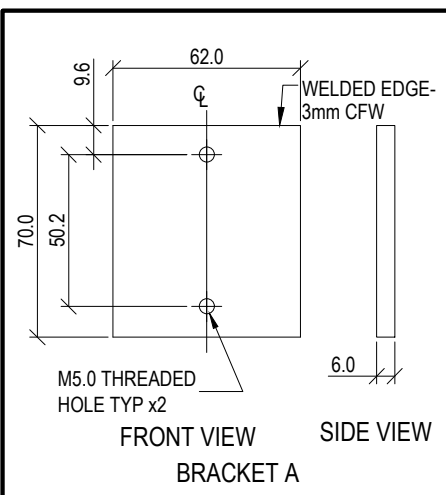
PRINCIPAL PLANNING OFFICER  
URBAN DESIGN

DESIGN	FORMZ00 DESIGN	DATE	JUN '12
DRAWN	AB	DATE	JUN '12
CHECKED	VM	DATE	APR '13
DRAWING FILENAME	BSD-7331 (D) Drinking fountain - Body - Sheet 4 of 27		
ASSOCIATED PLANS	SUPERSEDES UMS-569		



BRISBANE CITY COUNCIL STANDARD DRAWING	
DRINKING FOUNTAIN BODY SHEET 4 OF 27	
SCALE	1:15
DWG No.	BSD-7331
ORIGINAL SIZE	A3
REVISION	D





### STANDARDS

- DESIGNED IN ACCORDANCE WITH, AND FABRICATION TO MEET THE FOLLOWING STANDARDS:
- AS1428.4.1:2009, TACTILE GROUND SURFACE INDICATORS FOR THE ORIENTATION OF PEOPLE WITH VISION IMPAIRMENT.
  - AS1627.4 METAL FINISHING -PREPARATION AND PRE-TREATMENT OF SURFACES - ABRASIVE BLAST CLEANING OF STEEL.
  - AS2312:2002/AMDT 1:2004, GUIDE TO PROTECTION OF IRON AND STEEL AGAINST EXTERIOR ATMOSPHERIC CORROSION, 1994.
  - GUIDE TO ENGINEERING PRACTICE, 'PEDESTRIANS', PART 13, AUSTRROADS.
  - AUSTRALIAN ROAD RULES , 1999, WWW.NRTC.GOV.AU
  - AS4506 -2005, METAL FINISHING-THERMOSET POWDER COATINGS.
  - AS4680:2006, HOT DIP GALVANISING.

### NOTES

- WELDING TO BE ACCORDANCE TO AS1554.1 CAT GP WELDING, ALL SHARP EDGES & BURRS REMOVED.
- PART SHOULD BE SUPPLIED CLEAN AND FREE FROM MARKS, BURRS, SCUFFS, DISTORTION AND WARPAGE.
- ENSURE ANTI-SEIZE IS ON ALL NUTS AND BOLTS PRIOR TO ASSEMBLY.
- DRAWING TO AS1100 DRAWING STANDARDS.
- 316 S.S AND 316 S.S FASTENERS TO BE USED THROUGHOUT FOR COASTAL INSTALLATIONS OR ANY ENVIRONMENT WITH HIGH CORROSION.
- ALL TOLERANCES ± 0.5mm UNLESS OTHERWISE SPECIFIED.

### MATERIAL

- MATERIAL: 316 STAINLESS STEEL
- COLOUR: NATURAL
- FINISH: 600 GRIT POLISHED / GARNET BLASTED


**STRUCTURAL DESIGN REVIEWED AND CERTIFIED FOR ISSUE**

NAME: B.C. PLANT RPEQ: 8807

SIGNATURE: ON ORIGINAL DATE: 10/ 05/ 18

ISSUE	AMENDMENT	DRAWN DATE	CHK'D DATE	APPR'D DATE
D	Dog Bowl Addition	MAY '18	JUN '18	NOV '18
C	Drawing Title Amended	FEB '16	JUL '16	JUL '16
B	Water bottle refill addition	JAN '15	JAN '15	JAN '15
A	Drawing Converted from UMS Series April 2014	APR '14	APR '14	APR '14

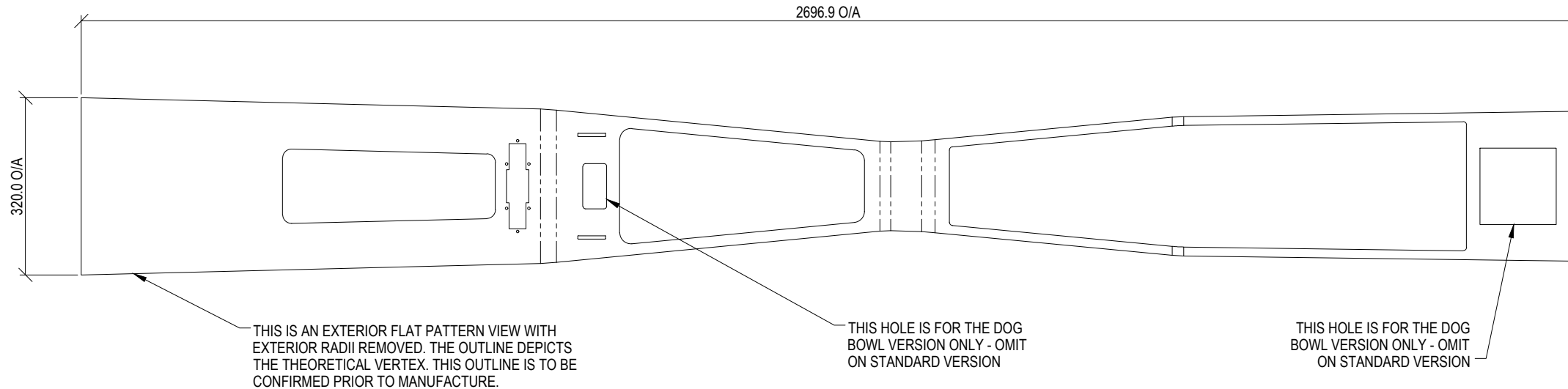
DRAWING AUTHORISED FOR PUBLICATION			
DESIGN	FORMZ00 DESIGN	DATE	JUN '12
DRAWN	AB	DATE	JUN '12
CHECKED	VM	DATE	APR '13
DRAWING FILENAME	BSD-7331 (D) Drinking fountain - Body details - Sheet 5 of 27		
ASSOCIATED PLANS	SUPERSEDES UMS-569		



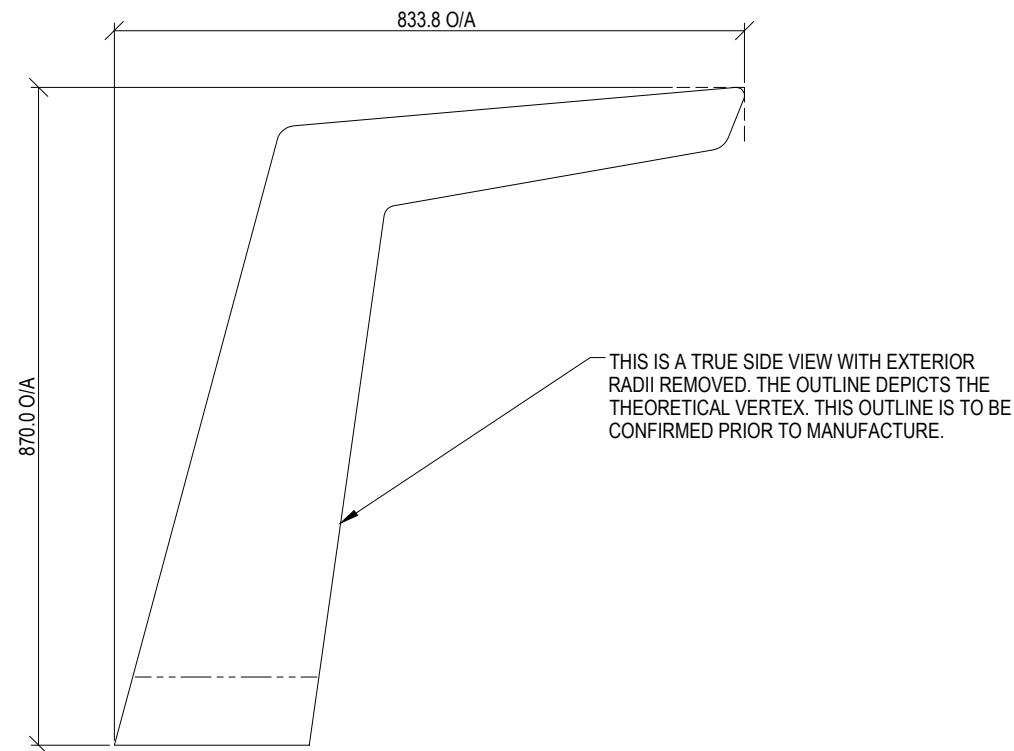
**BRISBANE CITY COUNCIL STANDARD DRAWING**

**DRINKING FOUNTAIN BODY DETAILS SHEET 5 OF 27**

SCALE: 1:2.5  
DWG No. **BSD-7331**  
ORIGINAL SIZE: **A3** REVISION: **D**



TRUE SIDE VIEW  
(1:10) - NOT FULL SCALE  
FABRICATOR TO REVIEW SCALE BEFORE USING FLAT PATTERN



TRUE SIDE VIEW  
(1:10) - NOT FULL SCALE  
FABRICATOR TO REVIEW SCALE BEFORE USING FLAT PATTERN

## STANDARDS

DESIGNED IN ACCORDANCE WITH, AND FABRICATION TO MEET THE FOLLOWING STANDARDS:

- AS1428.4.1:2009, TACTILE GROUND SURFACE INDICATORS FOR THE ORIENTATION OF PEOPLE WITH VISION IMPAIRMENT.
- AS1627.4 METAL FINISHING -PREPARATION AND PRE-TREATMENT OF SURFACES - ABRASIVE BLAST CLEANING OF STEEL.
- AS2312:2002/AMDT 1:2004, GUIDE TO PROTECTION OF IRON AND STEEL AGAINST EXTERIOR ATMOSPHERIC CORROSION, 1994.
- GUIDE TO ENGINEERING PRACTICE, 'PEDESTRIANS', PART 13, AUSTRROADS.
- AUSTRALIAN ROAD RULES , 1999, WWW.NRTC.GOV.AU
- AS4506 -2005, METAL FINISHING-THERMOSET POWDER COATINGS.
- AS4680:2006, HOT DIP GALVANISING.

## NOTES

- WELDING TO BE ACCORDANCE TO AS1554.1 CAT GP WELDING, ALL SHARP EDGES & BURRS REMOVED.
- PART SHOULD BE SUPPLIED CLEAN AND FREE FROM MARKS, BURRS, SCUFFS, DISTORTION AND WARPAGE.
- ENSURE ANTI-SEIZE IS ON ALL NUTS AND BOLTS PRIOR TO ASSEMBLY.
- DRAWING TO AS1100 DRAWING STANDARDS.
- 316 S.S AND 316 S.S FASTENERS TO BE USED THROUGHOUT FOR COASTAL INSTALLATIONS OR ANY ENVIRONMENT WITH HIGH CORROSION.
- ALL TOLERANCES  $\pm 1.5\text{mm}$  UNLESS OTHERWISE SPECIFIED.

## MATERIAL

- MATERIAL: 316 STAINLESS STEEL
- COLOUR: NATURAL
- FINISH: 600 GRIT POLISHED / GARNET BLASTED

STRUCTURAL DESIGN REVIEWED AND  
CERTIFIED FOR ISSUE

NAME: B.C. PLANT RPEQ: 8807

SIGNATURE: ON ORIGINAL DATE: 10/ 05/ 18

ISSUE	AMENDMENT	DRAWN DATE	CHK'D DATE	APPR'D DATE
D	Dog Bowl Addition	MAY '18	JUN '18	NOV '18
C	Drawing Title Amended	FEB '16	JUL '16	JUL '16
B	Water bottle refill addition	JAN '15	JAN '15	JAN '15
A	Drawing Converted from UMS Series April 2014	APR '14	APR '14	APR '14


**DRAWING AUTHORISED FOR PUBLICATION**  
INGA CONDRIK AUTHORISED 15/04/2014

ASSET ENGINEERING MANAGER  
STRATEGIC ASSET MANAGEMENT

**DESIGN APPROVED**  
VICKI MARTIN SIGNATURE ON ORIGINAL

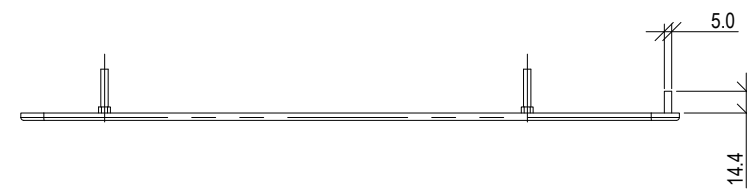
PRINCIPAL PLANNING OFFICER  
URBAN DESIGN

DESIGN	FORMZOO DESIGN	DATE	JUN '12
DRAWN	AB	DATE	JUN '12
CHECKED	VM	DATE	APR '13
DRAWING FILENAME	BSD-7331 (D) Drinking fountain - Body flat pattern - Sheet 6 of 27		
ASSOCIATED PLANS	SUPERSEDES UMS-569		

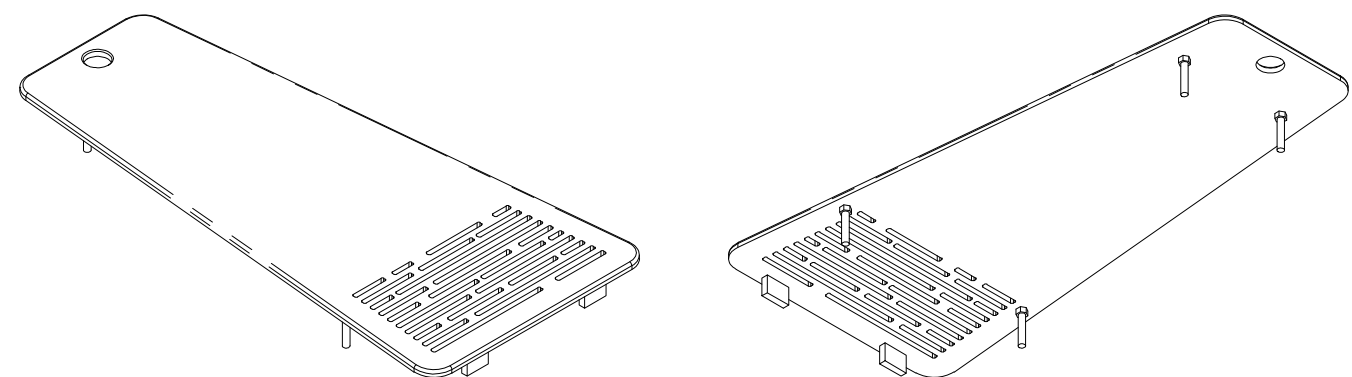


BRISBANE CITY COUNCIL STANDARD DRAWING	
SCALE	1:10
DWG No.	BSD-7331
ORIGINAL SIZE	A3
REVISION	D

DRINKING FOUNTAIN  
BODY - FLAT PATTERN  
SHEET 6 OF 27



RIGHT SIDE VIEW



PICTORIAL VIEWS

### STANDARDS

DESIGNED IN ACCORDANCE WITH, AND FABRICATION TO MEET THE FOLLOWING STANDARDS:

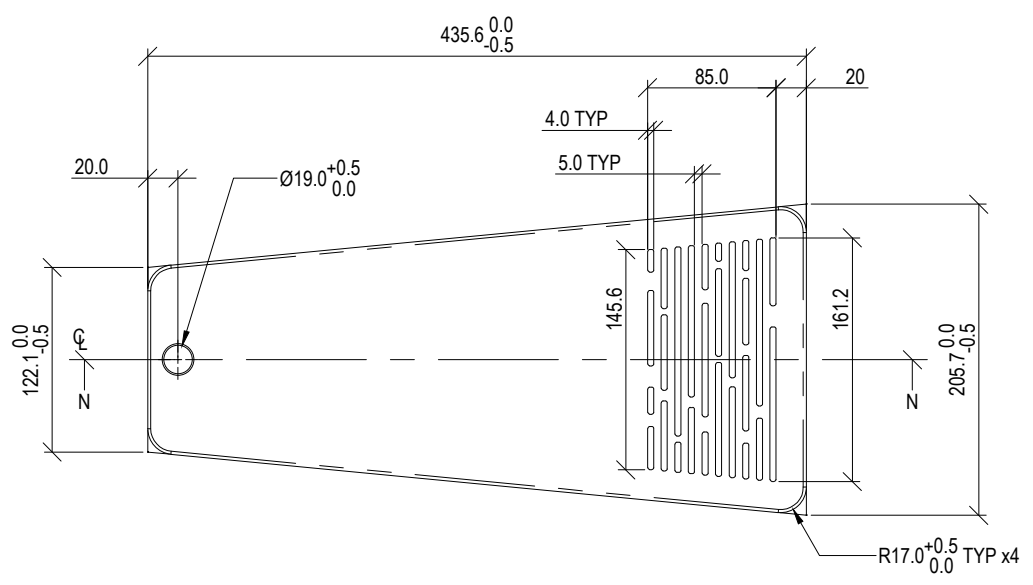
- AS1428.4.1:2009, TACTILE GROUND SURFACE INDICATORS FOR THE ORIENTATION OF PEOPLE WITH VISION IMPAIRMENT.
- AS1627.4 METAL FINISHING -PREPARATION AND PRE-TREATMENT OF SURFACES - ABRASIVE BLAST CLEANING OF STEEL.
- AS2312:2002/AMDT 1:2004, GUIDE TO PROTECTION OF IRON AND STEEL AGAINST EXTERIOR ATMOSPHERIC CORROSION, 1994.
- GUIDE TO ENGINEERING PRACTICE, 'PEDESTRIANS', PART 13, AUSTRROADS.
- AUSTRALIAN ROAD RULES , 1999, WWW.NRTC.GOV.AU
- AS4506 -2005, METAL FINISHING-THERMOSET POWDER COATINGS.
- AS4680:2006, HOT DIP GALVANISING.

### NOTES

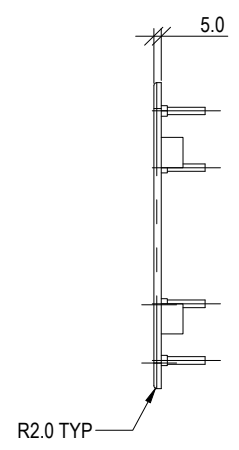
- WELDING TO BE ACCORDANCE TO AS1554.1 CAT GP WELDING, ALL SHARP EDGES & BURRS REMOVED.
- PART SHOULD BE SUPPLIED CLEAN AND FREE FROM MARKS, BURRS, SCUFFS, DISTORTION AND WARPAGE.
- ENSURE ANTI-SEIZE IS ON ALL NUTS AND BOLTS PRIOR TO ASSEMBLY.
- DRAWING TO AS1100 DRAWING STANDARDS.
- 316 S.S AND 316 S.S FASTENERS TO BE USED THROUGHOUT FOR COASTAL INSTALLATIONS OR ANY ENVIRONMENT WITH HIGH CORROSION.
- ALL TOLERANCES  $\pm 1.5\text{mm}$  UNLESS OTHERWISE SPECIFIED.

### MATERIAL

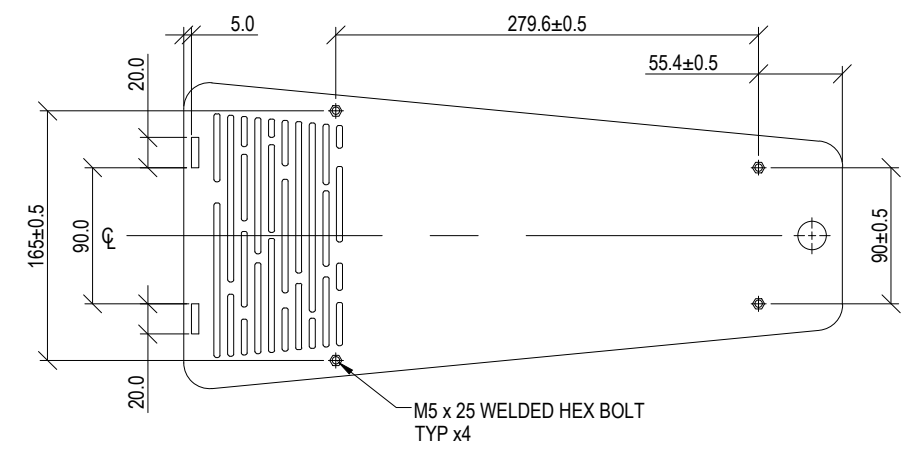
- MATERIAL: 316 STAINLESS STEEL
- COLOUR: NATURAL
- FINISH: HIGHLY POLISHED



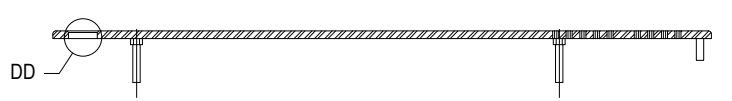
TOP VIEW



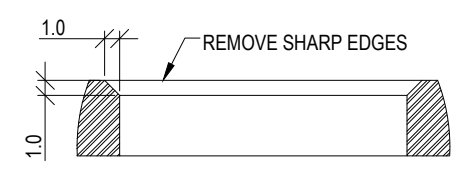
END VIEW



BOTTOM VIEW



SECTION N-N



DETAIL DD  
MOUTH PIECE HOLE DETAIL  
SCALE 2 : 1

STRUCTURAL DESIGN REVIEWED AND CERTIFIED FOR ISSUE	
NAME: <u>B.C. PLANT</u>	RPEQ: <u>8807</u>
SIGNATURE: <u>ON ORIGINAL</u>	DATE: <u>10/ 05/ 18</u>

ISSUE	AMENDMENT	DRAWN DATE	CHK'D DATE	APPR'D DATE
D	Dog Bowl Addition	MAY '18	JUN '18	NOV '18
C	Drawing Title Amended	FEB '16	JUL '16	JUL '16
B	Water bottle refill addition	JAN '15	JAN '15	JAN '15
A	Drawing Converted from UMS Series April 2014	APR '14	APR '14	APR '14

**DRAWING AUTHORISED FOR PUBLICATION**  
INGA CONDRC AUTHORIZED 15/04/2014

ASSET ENGINEERING MANAGER  
STRATEGIC ASSET MANAGEMENT

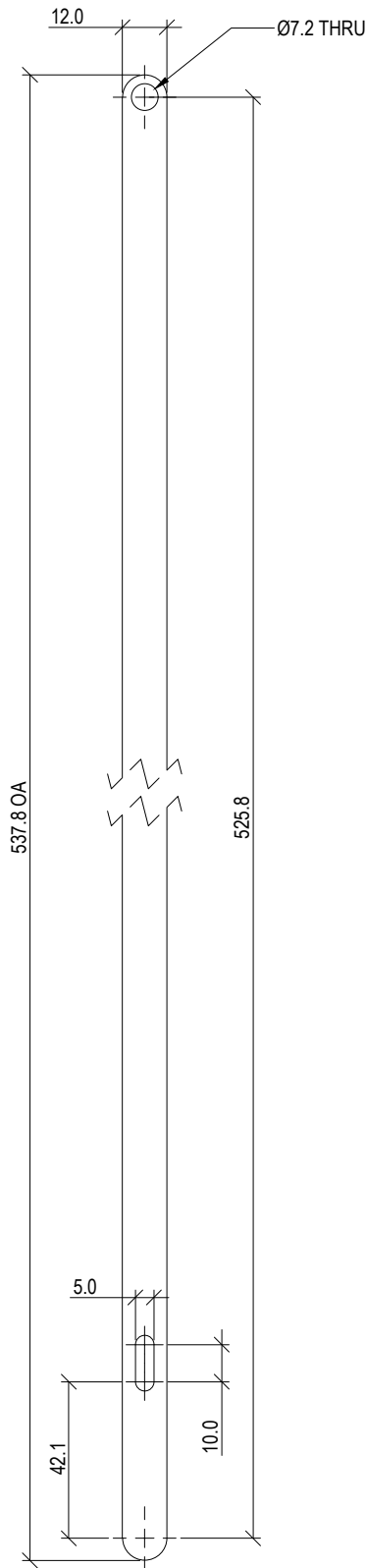
**DESIGN APPROVED**  
VICKI MARTIN SIGNATURE ON ORIGINAL

PRINCIPAL PLANNING OFFICER  
URBAN DESIGN

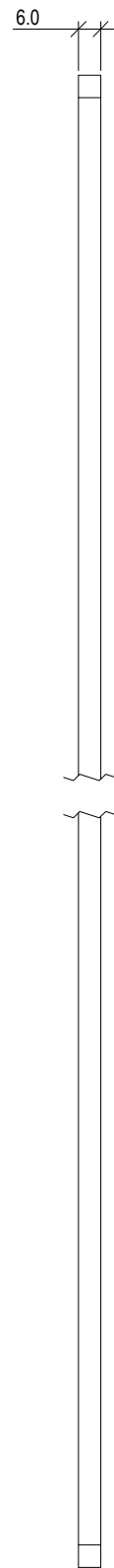
DESIGN	FORMZ00 DESIGN	DATE	JUN '12
DRAWN	AB	DATE	JUN '12
CHECKED	VM	DATE	APR '13
DRAWING FILENAME	BSD-7331 (D) Drinking fountain - Top plate - Sheet 7 of 27		
ASSOCIATED PLANS	SUPERSEDES UMS 569		




<b>BRISBANE CITY COUNCIL STANDARD DRAWING</b>	
DRINKING FOUNTAIN TOP PLATE SHEET 7 OF 27	
SCALE 1:5	DWG No. BSD-7331
ORIGINAL SIZE A3	REVISION D



FRONT VIEW



SIDE VIEW



PICTORIAL VIEW

## STANDARDS

DESIGNED IN ACCORDANCE WITH, AND FABRICATION TO MEET THE FOLLOWING STANDARDS:

- AS1428.4.1:2009, TACTILE GROUND SURFACE INDICATORS FOR THE ORIENTATION OF PEOPLE WITH VISION IMPAIRMENT.
- AS1627.4 METAL FINISHING -PREPARATION AND PRE-TREATMENT OF SURFACES - ABRASIVE BLAST CLEANING OF STEEL.
- AS2312:2002/AMDT 1:2004, GUIDE TO PROTECTION OF IRON AND STEEL AGAINST EXTERIOR ATMOSPHERIC CORROSION, 1994.
- GUIDE TO ENGINEERING PRACTICE, 'PEDESTRIANS', PART 13, AUSTRROADS.
- AUSTRALIAN ROAD RULES , 1999, WWW.NRTC.GOV.AU
- AS4506 -2005, METAL FINISHING-THERMOSET POWDER COATINGS.
- AS4680:2006, HOT DIP GALVANISING.

## NOTES

- WELDING TO BE ACCORDANCE TO AS1554.1 CAT GP WELDING, ALL SHARP EDGES & BURRS REMOVED.
- PART SHOULD BE SUPPLIED CLEAN AND FREE FROM MARKS, BURRS, SCUFFS, DISTORTION AND WARPAGE.
- ENSURE ANTI-SEIZE IS ON ALL NUTS AND BOLTS PRIOR TO ASSEMBLY.
- DRAWING TO AS1100 DRAWING STANDARDS.
- 316 S.S AND 316 S.S FASTENERS TO BE USED THROUGHOUT FOR COASTAL INSTALLATIONS OR ANY ENVIRONMENT WITH HIGH CORROSION.
- ALL TOLERANCES  $\pm 1.5\text{mm}$  UNLESS OTHERWISE SPECIFIED.

## MATERIAL

- MATERIAL: 316 STAINLESS STEEL
- COLOUR: NATURAL
- FINISH: DEBURRED

STRUCTURAL DESIGN REVIEWED AND CERTIFIED FOR ISSUE

NAME: B.C. PLANT RPEQ: 8807

SIGNATURE: ON ORIGINAL DATE: 10/ 05/ 18

ISSUE	AMENDMENT	DRAWN DATE	CHK'D DATE	APPR'D DATE
D	Dog Bowl Addition	MAY '18	JUN '18	NOV '18
C	Drawing Title Amended	FEB '16	JUL '16	JUL '16
B	Water bottle refill addition	JAN '15	JAN '15	JAN '15
A	Drawing Converted from UMS Series April 2014	APR '14	APR '14	APR '14

**DRAWING AUTHORISED FOR PUBLICATION**  
INGA CONDRIK AUTHORISED 15/04/2014

ASSET ENGINEERING MANAGER  
STRATEGIC ASSET MANAGEMENT

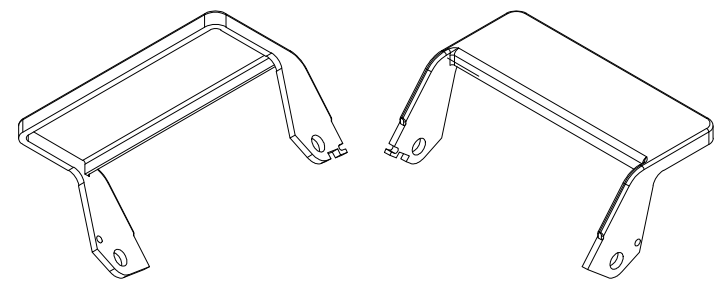
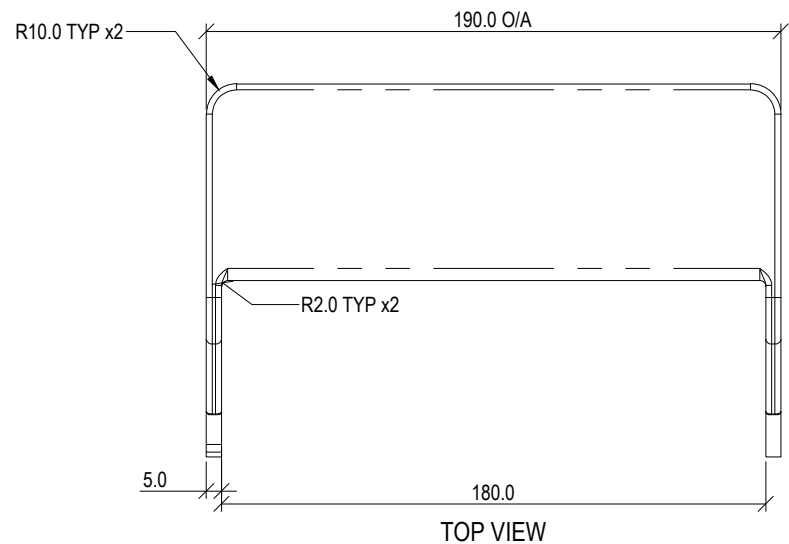
**DESIGN APPROVED**  
VICKI MARTIN SIGNATURE ON ORIGINAL

PRINCIPAL PLANNING OFFICER  
URBAN DESIGN

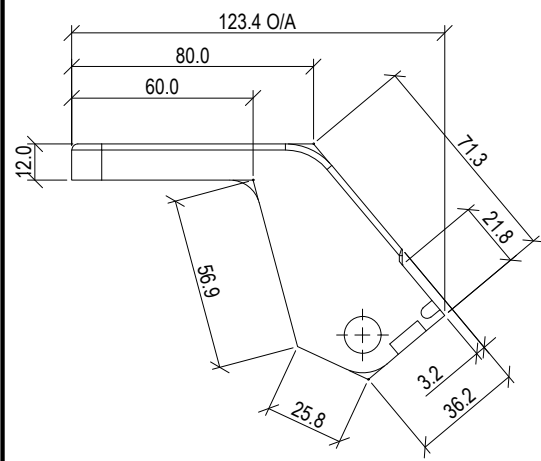
DESIGN	FORMZOO DESIGN	DATE	JUN '12
DRAWN	AB	DATE	JUN '12
CHECKED	VM	DATE	APR '13
DRAWING FILENAME	BSD-7331 (D) Drinking fountain - Actuator arm - Sheet 8 of 27		
ASSOCIATED PLANS	SUPERSEDES UMS-569		



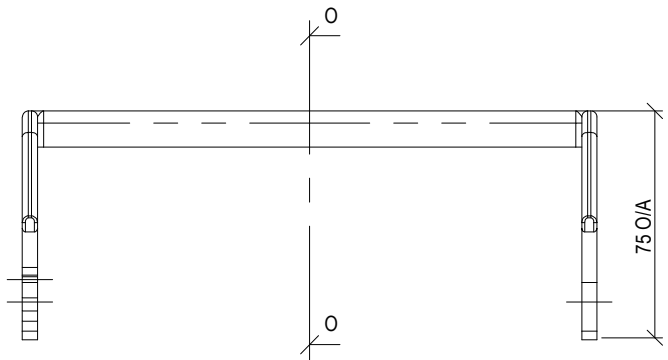
BRISBANE CITY COUNCIL STANDARD DRAWING	
DRINKING FOUNTAIN ACTUATOR ARM SHEET 8 OF 27	SCALE 1:2
	DWG No. BSD-7331
ORIGINAL SIZE A3	REVISION D



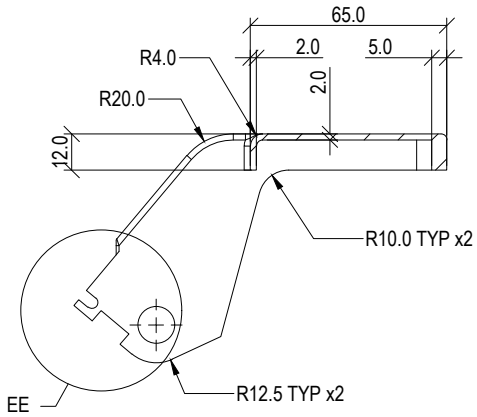
PICTORIAL VIEWS  
SCALE 1 : 5



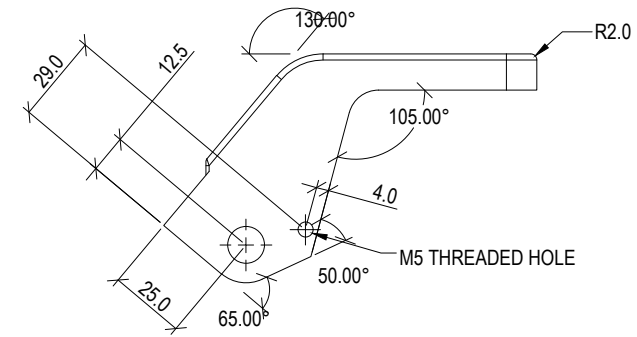
LEFT SIDE VIEW



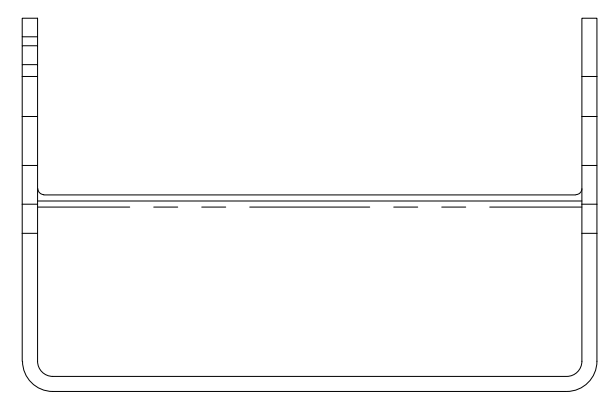
FRONT VIEW



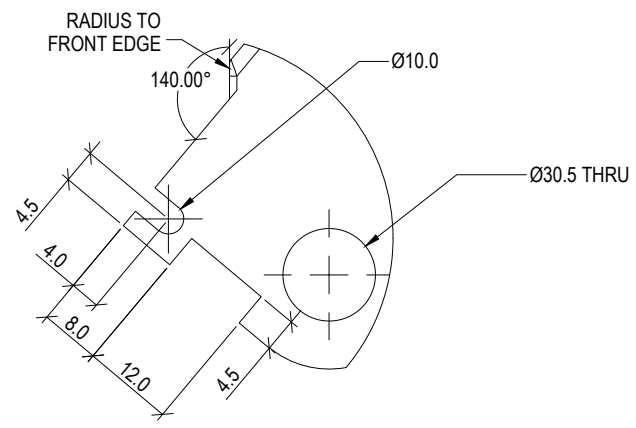
SECTION O-O



RIGHT SIDE VIEW



BOTTOM VIEW



DETAIL EE  
ACTUATOR ATTACHMENT DETAIL  
SCALE 1 : 1

**STANDARDS**

DESIGNED IN ACCORDANCE WITH, AND FABRICATION TO MEET THE FOLLOWING STANDARDS:

- AS1428.4.1:2009, TACTILE GROUND SURFACE INDICATORS FOR THE ORIENTATION OF PEOPLE WITH VISION IMPAIRMENT.
- AS1627.4 METAL FINISHING -PREPARATION AND PRE-TREATMENT OF SURFACES - ABRASIVE BLAST CLEANING OF STEEL.
- AS2312:2002/AMDT 1:2004, GUIDE TO PROTECTION OF IRON AND STEEL AGAINST EXTERIOR ATMOSPHERIC CORROSION, 1994.
- GUIDE TO ENGINEERING PRACTICE, 'PEDESTRIANS', PART 13, AUSTRROADS.
- AUSTRALIAN ROAD RULES , 1999, WWW.NRTC.GOV.AU
- AS4506 -2005, METAL FINISHING-THERMOSET POWDER COATINGS.
- AS4680:2006, HOT DIP GALVANISING.

**NOTES**

- WELDING TO BE ACCORDANCE TO AS1554.1 CAT GP WELDING, ALL SHARP EDGES & BURRS REMOVED.
- PART SHOULD BE SUPPLIED CLEAN AND FREE FROM MARKS, BURRS, SCUFFS, DISTORTION AND WARPAGE.
- ENSURE ANTI-SEIZE IS ON ALL NUTS AND BOLTS PRIOR TO ASSEMBLY.
- DRAWING TO AS1100 DRAWING STANDARDS.
- 316 S.S AND 316 S.S FASTENERS TO BE USED THROUGHOUT FOR COASTAL INSTALLATIONS OR ANY ENVIRONMENT WITH HIGH CORROSION.
- ALL TOLERANCES ± 0.5mm UNLESS OTHERWISE SPECIFIED.

**MATERIAL**

- MATERIAL: 316 STAINLESS STEEL
- COLOUR: NATURAL
- FINISH: HIGHLY POLISHED

STRUCTURAL DESIGN REVIEWED AND CERTIFIED FOR ISSUE	
NAME: B.C. PLANT	RPEQ: 8807
SIGNATURE: ON ORIGINAL	DATE: 10/ 05/ 18

ISSUE	AMENDMENT	DRAWN DATE	CHK'D DATE	APPR'D DATE
D	Dog Bowl Addition	MAY '18	JUN '18	NOV '18
C	Drawing Title Amended	FEB '16	JUL '16	JUL '16
B	Water bottle refill addition	JAN '15	JAN '15	JAN '15
A	Drawing Converted from UMS Series April 2014	APR '14	APR '14	APR '14

<b>DRAWING AUTHORISED FOR PUBLICATION</b> INGA CONDRC AUTHORIZED 15/04/2014			
DESIGN	FORMZOO DESIGN	DATE	JUN '12
DRAWN	AB	DATE	JUN '12
CHECKED	VM	DATE	APR '13
DRAWING FILENAME	BSD-7331 (D) Drinking fountain - Actuator - Sheet 9 of 27		
ASSOCIATED PLANS	SUPERSEDES UMS-569		



BRISBANE CITY COUNCIL STANDARD DRAWING	
DRINKING FOUNTAIN ACTUATOR SHEET 9 OF 27	
SCALE 1:2.5	DWG No. BSD-7331
ORIGINAL SIZE A3	REVISION D

## STANDARDS

DESIGNED IN ACCORDANCE WITH, AND FABRICATION TO MEET THE FOLLOWING STANDARDS:

- AS1428.4.1:2009, TACTILE GROUND SURFACE INDICATORS FOR THE ORIENTATION OF PEOPLE WITH VISION IMPAIRMENT.
- AS1627.4 METAL FINISHING -PREPARATION AND PRE-TREATMENT OF SURFACES - ABRASIVE BLAST CLEANING OF STEEL.
- AS2312:2002/AMDT 1:2004, GUIDE TO PROTECTION OF IRON AND STEEL AGAINST EXTERIOR ATMOSPHERIC CORROSION, 1994.
- GUIDE TO ENGINEERING PRACTICE, 'PEDESTRIANS', PART 13, AUSTRROADS.
- AUSTRALIAN ROAD RULES , 1999, WWW.NRTC.GOV.AU
- AS4506 -2005, METAL FINISHING-THERMOSET POWDER COATINGS.
- AS4680:2006, HOT DIP GALVANISING.

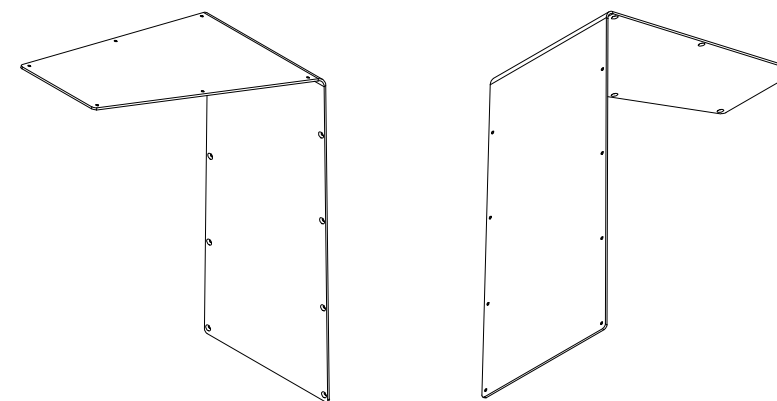
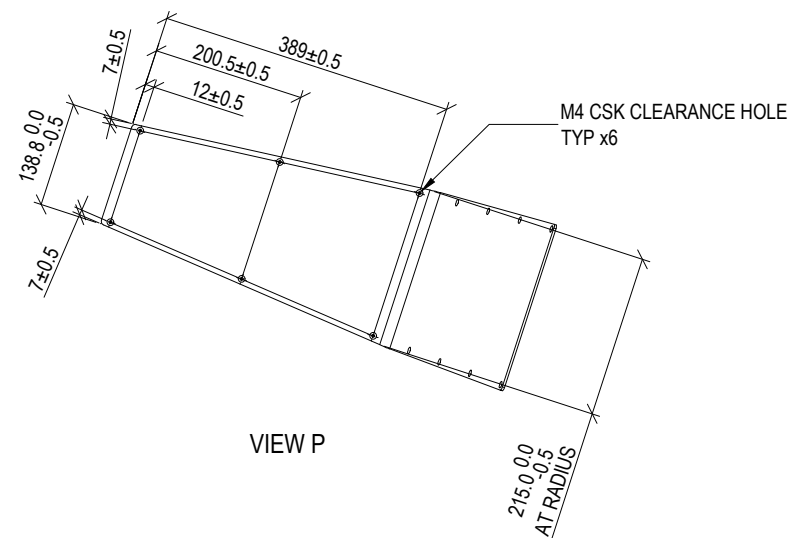
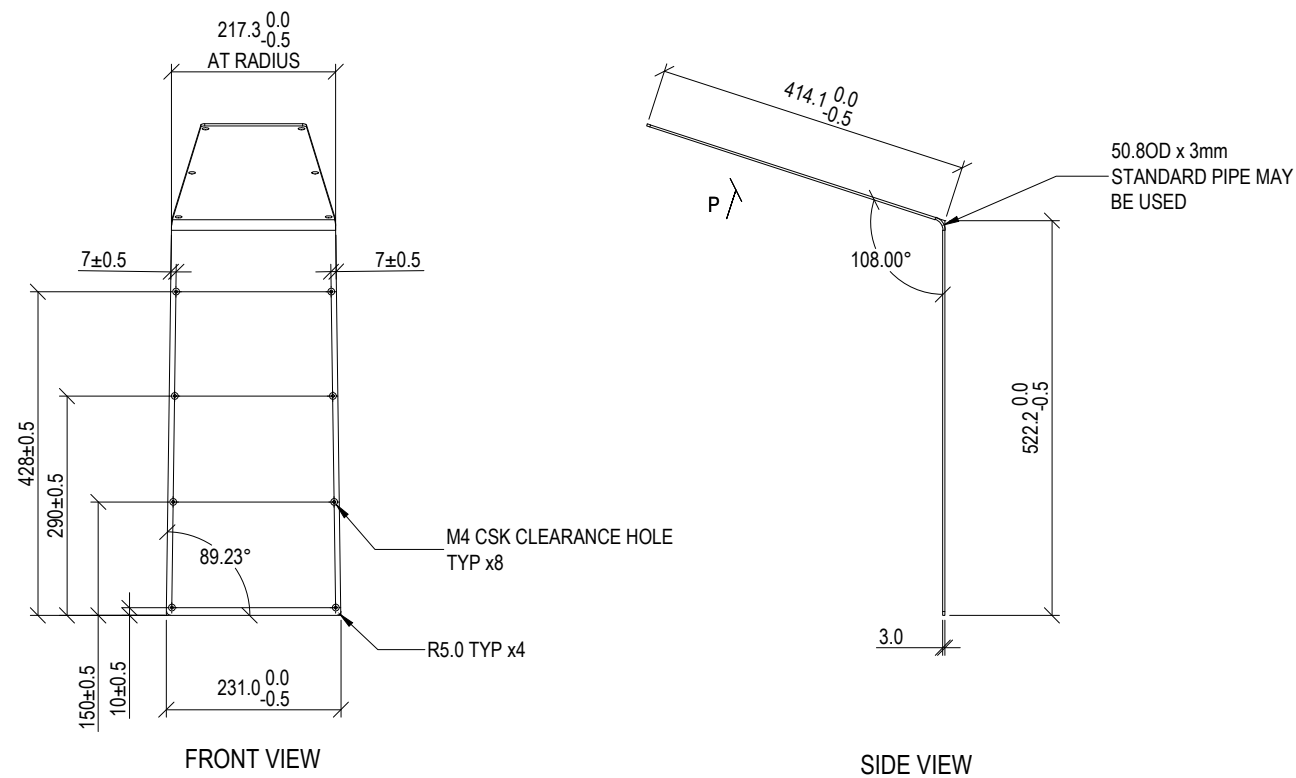
## NOTES

- WELDING TO BE ACCORDANCE TO AS1554.1 CAT GP WELDING, ALL SHARP EDGES & BURRS REMOVED.
- PART SHOULD BE SUPPLIED CLEAN AND FREE FROM MARKS, BURRS, SCUFFS, DISTORTION AND WARPAGE.
- ENSURE ANTI-SEIZE IS ON ALL NUTS AND BOLTS PRIOR TO ASSEMBLY.
- DRAWING TO AS1100 DRAWING STANDARDS.
- 316 S.S AND 316 S.S FASTENERS TO BE USED THROUGHOUT FOR COASTAL INSTALLATIONS OR ANY ENVIRONMENT WITH HIGH CORROSION.
- ALL TOLERANCES  $\pm 1.5\text{mm}$  UNLESS OTHERWISE SPECIFIED.

## MATERIAL

- MATERIAL: 316 STAINLESS STEEL
- COLOUR: NATURAL
- FINISH: 600 GRIT POLISH

STRUCTURAL DESIGN REVIEWED AND CERTIFIED FOR ISSUE			
NAME: <u>B.C. PLANT</u>	_____	RPEQ: <u>8807</u>	_____
SIGNATURE: <u>ON ORIGINAL</u>	_____	DATE: <u>10/ 05/ 18</u>	_____



ISSUE	AMENDMENT	DRAWN DATE	CHK'D DATE	APPR'D DATE
D	Dog Bowl Addition	MAY '18	JUN '18	NOV '18
C	Drawing Title Amended	FEB '16	JUL '16	JUL '16
B	Water bottle refill addition	JAN '15	JAN '15	JAN '15
A	Drawing Converted from UMS Series April 2014	APR '14	APR '14	APR '14

**DRAWING AUTHORISED FOR PUBLICATION**  
 INGA CONDRIK AUTHORISED 15/04/2014


ASSET ENGINEERING MANAGER  
 STRATEGIC ASSET MANAGEMENT

**DESIGN APPROVED**

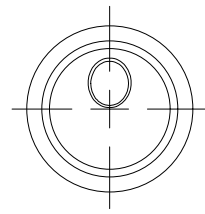
VICKI MARTIN SIGNATURE ON ORIGINAL

PRINCIPAL PLANNING OFFICER  
 URBAN DESIGN

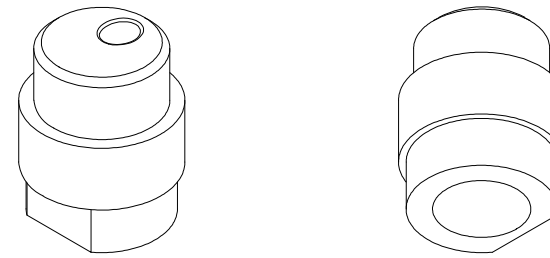
DESIGN	FORMZOO DESIGN	DATE	JUN '12
DRAWN	AB	DATE	JUN '12
CHECKED	VM	DATE	APR '13
DRAWING FILENAME	BSD-7331 (D) Drinking fountain - Access panel - Sheet 10 of 27.dwg		
ASSOCIATED PLANS	SUPERSEDES UMS-569		



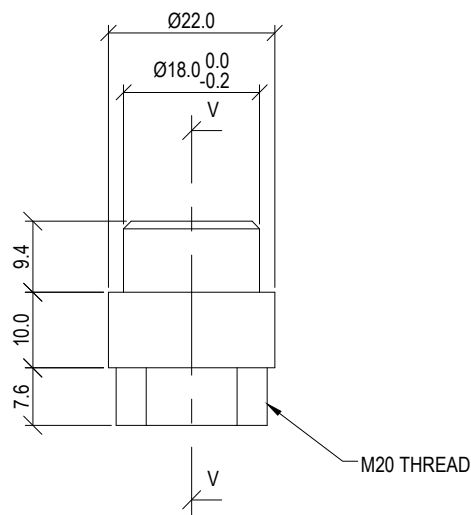
BRISBANE CITY COUNCIL STANDARD DRAWING	
DRINKING FOUNTAIN ACCESS PANEL SHEET 10 OF 27	SCALE: 1:10
	DWG No. BSD-7331
ORIGINAL SIZE: A3	REVISION: D



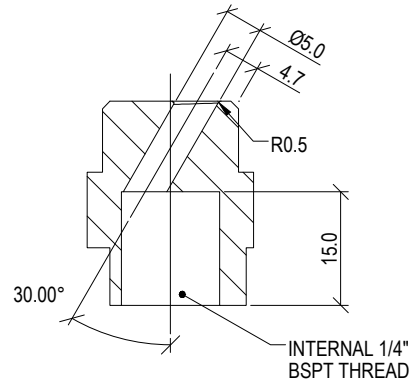
TOP VIEW



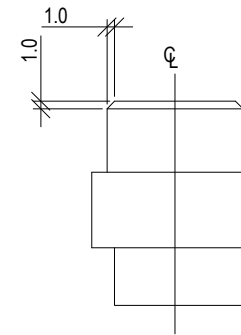
PICTORIAL VIEW



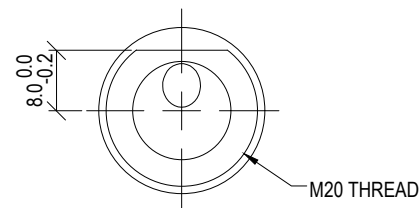
FRONT VIEW



SECTION V-V



SIDE VIEW



BOTTOM VIEW

## STANDARDS

DESIGNED IN ACCORDANCE WITH, AND FABRICATION TO MEET THE FOLLOWING STANDARDS:

- AS1428.4.1:2009, TACTILE GROUND SURFACE INDICATORS FOR THE ORIENTATION OF PEOPLE WITH VISION IMPAIRMENT.
- AS1627.4 METAL FINISHING -PREPARATION AND PRE-TREATMENT OF SURFACES - ABRASIVE BLAST CLEANING OF STEEL.
- AS2312:2002/AMDT 1:2004, GUIDE TO PROTECTION OF IRON AND STEEL AGAINST EXTERIOR ATMOSPHERIC CORROSION, 1994.
- GUIDE TO ENGINEERING PRACTICE, 'PEDESTRIANS', PART 13, AUSTRROADS.
- AUSTRALIAN ROAD RULES , 1999, WWW.NRTC.GOV.AU
- AS4506 -2005, METAL FINISHING-THERMOSET POWDER COATINGS.
- AS4680:2006, HOT DIP GALVANISING.

## NOTES

- WELDING TO BE ACCORDANCE TO AS1554.1 CAT GP WELDING, ALL SHARP EDGES & BURRS REMOVED.
- PART SHOULD BE SUPPLIED CLEAN AND FREE FROM MARKS, BURRS, SCUFFS, DISTORTION AND WARPAGE.
- ENSURE ANTI-SEIZE IS ON ALL NUTS AND BOLTS PRIOR TO ASSEMBLY.
- DRAWING TO AS1100 DRAWING STANDARDS.
- 316 S.S AND 316 S.S FASTENERS TO BE USED THROUGHOUT FOR COASTAL INSTALLATIONS OR ANY ENVIRONMENT WITH HIGH CORROSION.
- ALL TOLERANCES  $\pm 0.5\text{mm}$  UNLESS OTHERWISE SPECIFIED.

## MATERIAL

- MATERIAL: 316 STAINLESS STEEL
- COLOUR: NATURAL
- FINISH: 600 GRIT POLISHED

STRUCTURAL DESIGN REVIEWED AND CERTIFIED FOR ISSUE

NAME: B.C. PLANT \_\_\_\_\_ RPEQ: 8807 \_\_\_\_\_  
SIGNATURE: ON ORIGINAL \_\_\_\_\_ DATE: 10/ 05/ 18

ISSUE	AMENDMENT	DRAWN DATE	CHK'D DATE	APPR'D DATE
D	Dog Bowl Addition	MAY '18	JUN '18	NOV '18
C	Drawing Title Amended	FEB '16	JUL '16	JUL '16
B	Water bottle refill addition	JAN '15	JAN '15	JAN '15
A	Drawing Converted from UMS Series April 2014	APR '14	APR '14	APR '14

**DRAWING AUTHORISED FOR PUBLICATION**  
INGA CONDRIK AUTHORISED 15/04/2014

ASSET ENGINEERING MANAGER  
STRATEGIC ASSET MANAGEMENT

**DESIGN APPROVED**


VICKI MARTIN SIGNATURE ON ORIGINAL

PRINCIPAL PLANNING OFFICER  
URBAN DESIGN

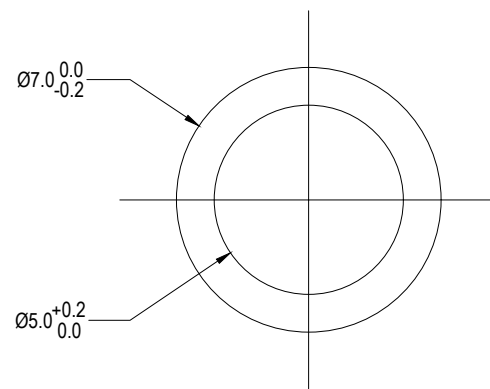
DESIGN	FORMZOO DESIGN	DATE	JUN '12
DRAWN	AB	DATE	JUN '12
CHECKED	VM	DATE	APR '13
DRAWING FILENAME	BSD-7331 (D) Drinking fountain - Mouth piece - Sheet 11 of 27		
ASSOCIATED PLANS	SUPERSEDES UMS-569		



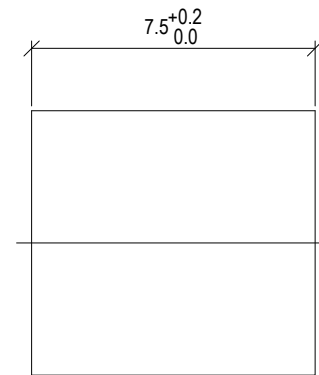
BRISBANE CITY COUNCIL STANDARD DRAWING	
DRINKING FOUNTAIN MOUTH PIECE SHEET 11 OF 27	SCALE 1:1 DWG No. BSD-7331 ORIGINAL SIZE A3 REVISION D



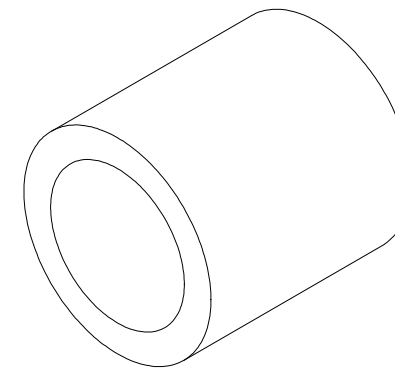
ACTUAL SIZE  
SCALE 1:1



FRONT VIEW



SIDE VIEW



PICTORIAL VIEW

## STANDARDS

DESIGNED IN ACCORDANCE WITH, AND FABRICATION TO MEET THE FOLLOWING STANDARDS:

- AS1428.4.1:2009, TACTILE GROUND SURFACE INDICATORS FOR THE ORIENTATION OF PEOPLE WITH VISION IMPAIRMENT.
- AS1627.4 METAL FINISHING -PREPARATION AND PRE-TREATMENT OF SURFACES - ABRASIVE BLAST CLEANING OF STEEL.
- AS2312:2002/AMDT 1:2004, GUIDE TO PROTECTION OF IRON AND STEEL AGAINST EXTERIOR ATMOSPHERIC CORROSION, 1994.
- GUIDE TO ENGINEERING PRACTICE, 'PEDESTRIANS', PART 13, AUSTRROADS.
- AUSTRALIAN ROAD RULES , 1999, WWW.NRTC.GOV.AU
- AS4506 -2005, METAL FINISHING-THERMOSET POWDER COATINGS.
- AS4680:2006, HOT DIP GALVANISING.

## NOTES

- WELDING TO BE ACCORDANCE TO AS1554.1 CAT GP WELDING, ALL SHARP EDGES & BURRS REMOVED.
- PART SHOULD BE SUPPLIED CLEAN AND FREE FROM MARKS, BURRS, SCUFFS, DISTORTION AND WARPAGE.
- ENSURE ANTI-SEIZE IS ON ALL NUTS AND BOLTS PRIOR TO ASSEMBLY.
- DRAWING TO AS1100 DRAWING STANDARDS.
- 316 S.S AND 316 S.S FASTENERS TO BE USED THROUGHOUT FOR COASTAL INSTALLATIONS OR ANY ENVIRONMENT WITH HIGH CORROSION.
- ALL TOLERANCES  $\pm 0.5\text{mm}$  UNLESS OTHERWISE SPECIFIED.

## MATERIAL

- MATERIAL: 316 STAINLESS STEEL
- COLOUR: NATURAL
- FINISH: DEBURRED

STRUCTURAL DESIGN REVIEWED AND  
CERTIFIED FOR ISSUE

NAME: B.C. PLANT RPEQ: 8807  
SIGNATURE: ON ORIGINAL DATE: 10/ 05/ 18

ISSUE	AMENDMENT	DRAWN DATE	CHK'D DATE	APPR'D DATE
D	Dog Bowl Addition	MAY '18	JUN '18	NOV '18
C	Drawing Title Amended	FEB '16	JUL '16	JUL '16
B	Water bottle refill addition	JAN '15	JAN '15	JAN '15
A	Drawing Converted from UMS Series April 2014	APR '14	APR '14	APR '14

### DRAWING AUTHORISED FOR PUBLICATION

INGA CONDRIK AUTHORISED 15/04/2014

ASSET ENGINEERING MANAGER  
STRATEGIC ASSET MANAGEMENT

### DESIGN APPROVED

VICKI MARTIN SIGNATURE ON ORIGINAL

PRINCIPAL PLANNING OFFICER  
URBAN DESIGN

DESIGN	FORMZOO DESIGN	DATE	JUN '12
DRAWN	AB	DATE	JUN '12
CHECKED	VM	DATE	APR '13
DRAWING FILENAME	BSD-7331 (D) Drinking fountain - Actuator arm bush - Sheet 12 of 27		
ASSOCIATED PLANS	SUPERSEDES UMS-569		



## BRISBANE CITY COUNCIL STANDARD DRAWING

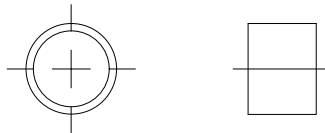
DRINKING FOUNTAIN  
ACTUATOR ARM BUSH  
SHEET 12 OF 27

SCALE 5:1

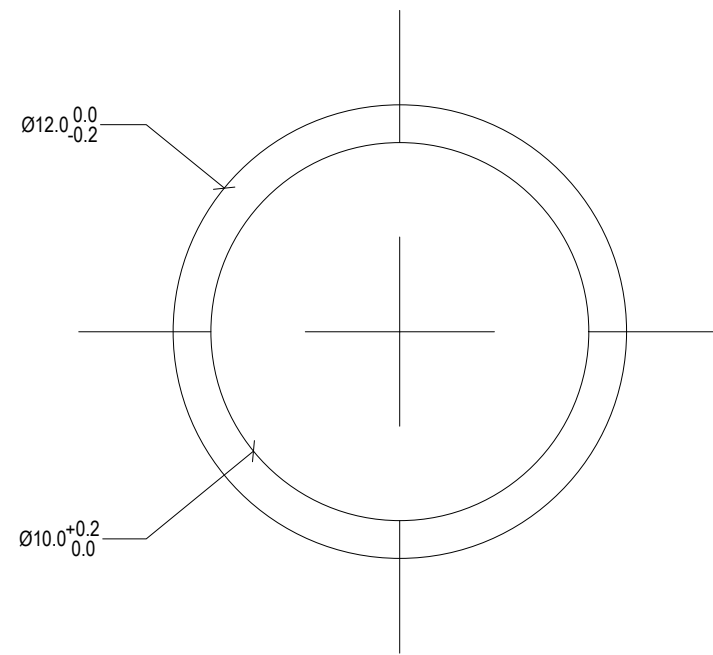
DWG No. **BSD-7331**

ORIGINAL SIZE **A3** REVISION **D**






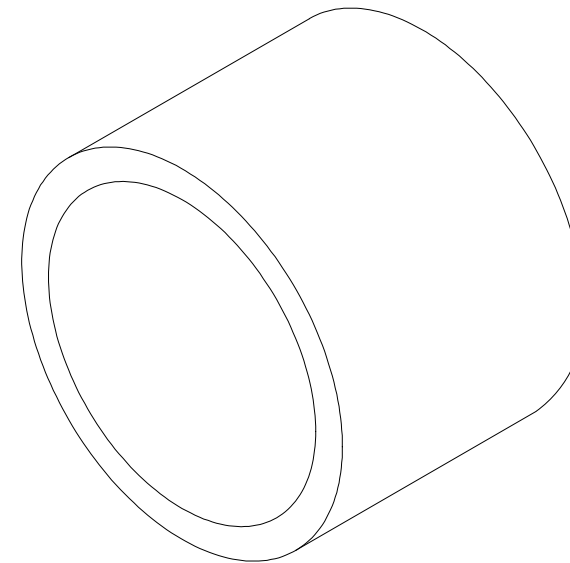
ACTUAL SIZE  
SCALE 1:1



FRONT VIEW



SIDE VIEW



PICTORIAL VIEW

## STANDARDS

DESIGNED IN ACCORDANCE WITH, AND FABRICATION TO MEET THE FOLLOWING STANDARDS:

- AS1428.4.1:2009, TACTILE GROUND SURFACE INDICATORS FOR THE ORIENTATION OF PEOPLE WITH VISION IMPAIRMENT.
- AS1627.4 METAL FINISHING -PREPARATION AND PRE-TREATMENT OF SURFACES - ABRASIVE BLAST CLEANING OF STEEL.
- AS2312:2002/AMDT 1:2004, GUIDE TO PROTECTION OF IRON AND STEEL AGAINST EXTERIOR ATMOSPHERIC CORROSION, 1994.
- GUIDE TO ENGINEERING PRACTICE, 'PEDESTRIANS', PART 13, AUSTRROADS.
- AUSTRALIAN ROAD RULES , 1999, WWW.NRTC.GOV.AU
- AS4506 -2005, METAL FINISHING-THERMOSET POWDER COATINGS.
- AS4680:2006, HOT DIP GALVANISING.

## NOTES

- WELDING TO BE ACCORDANCE TO AS1554.1 CAT GP WELDING, ALL SHARP EDGES & BURRS REMOVED.
- PART SHOULD BE SUPPLIED CLEAN AND FREE FROM MARKS, BURRS, SCUFFS, DISTORTION AND WARPAGE.
- ENSURE ANTI-SEIZE IS ON ALL NUTS AND BOLTS PRIOR TO ASSEMBLY.
- DRAWING TO AS1100 DRAWING STANDARDS.
- 316 S.S AND 316 S.S FASTENERS TO BE USED THROUGHOUT FOR COASTAL INSTALLATIONS OR ANY ENVIRONMENT WITH HIGH CORROSION.
- ALL TOLERANCES  $\pm 0.5\text{mm}$  UNLESS OTHERWISE SPECIFIED.

## MATERIAL

- MATERIAL: 316 STAINLESS STEEL
- COLOUR: NATURAL
- FINISH: DEBURRED

STRUCTURAL DESIGN REVIEWED AND  
CERTIFIED FOR ISSUE

NAME: B.C. PLANT \_\_\_\_\_ RPEQ: 8807  
SIGNATURE: ON ORIGINAL \_\_\_\_\_ DATE: 10/ 05/ 18

ISSUE	AMENDMENT	DRAWN DATE	CHK'D DATE	APPR'D DATE
D	Dog Bowl Addition	MAY '18	JUN '18	NOV '18
C	Drawing Title Amended	FEB '16	JUL '16	JUL '16
B	Water bottle refill addition	JAN '15	JAN '15	JAN '15
A	Drawing Converted from UMS Series April 2014	APR '14	APR '14	APR '14

### DRAWING AUTHORISED FOR PUBLICATION

INGA CONDRIK AUTHORISED 15/04/2014

ASSET ENGINEERING MANAGER  
STRATEGIC ASSET MANAGEMENT

### DESIGN APPROVED

VICKI MARTIN SIGNATURE ON ORIGINAL

PRINCIPAL PLANNING OFFICER  
URBAN DESIGN

DESIGN	FORMZOO DESIGN	DATE	JUN '12
DRAWN	AB	DATE	JUN '12
CHECKED	VM	DATE	APR '13
DRAWING FILENAME	BSD-7331 (C) Drinking fountain - Actuator bush - Sheet 13 of 23		
ASSOCIATED PLANS	SUPERSEDES UMS-569		



## BRISBANE CITY COUNCIL STANDARD DRAWING

DRINKING FOUNTAIN  
ACTUATOR BUSH  
SHEET 13 OF 27

SCALE 5:1

DWG No. BSD-7331

ORIGINAL SIZE A3 REVISION D

## STANDARDS

DESIGNED IN ACCORDANCE WITH, AND FABRICATION TO MEET THE FOLLOWING STANDARDS:

- AS1428.4.1:2009, TACTILE GROUND SURFACE INDICATORS FOR THE ORIENTATION OF PEOPLE WITH VISION IMPAIRMENT.
- AS1627.4 METAL FINISHING -PREPARATION AND PRE-TREATMENT OF SURFACES - ABRASIVE BLAST CLEANING OF STEEL.
- AS2312:2002/AMDT 1:2004, GUIDE TO PROTECTION OF IRON AND STEEL AGAINST EXTERIOR ATMOSPHERIC CORROSION, 1994.
- GUIDE TO ENGINEERING PRACTICE, 'PEDESTRIANS', PART 13, AUSTRROADS.
- AUSTRALIAN ROAD RULES , 1999, WWW.NRTC.GOV.AU
- AS4506 -2005, METAL FINISHING-THERMOSET POWDER COATINGS.
- AS4680:2006, HOT DIP GALVANISING.

## NOTES

- WELDING TO BE ACCORDANCE TO AS1554.1 CAT GP WELDING, ALL SHARP EDGES & BURRS REMOVED.
- PART SHOULD BE SUPPLIED CLEAN AND FREE FROM MARKS, BURRS, SCUFFS, DISTORTION AND WARPAGE.
- ENSURE ANTI-SEIZE IS ON ALL NUTS AND BOLTS PRIOR TO ASSEMBLY.
- DRAWING TO AS1100 DRAWING STANDARDS.
- 316 S.S AND 316 S.S FASTENERS TO BE USED THROUGHOUT FOR COASTAL INSTALLATIONS OR ANY ENVIRONMENT WITH HIGH CORROSION.
- ALL TOLERANCES  $\pm 1.5\text{mm}$  UNLESS OTHERWISE SPECIFIED.
- INSTALLATION MUST COMPLY WITH ALL LOCAL AND STATE GOVERNMENT PLUMBING CODES AND BE PERFORMED BY A QUALIFIED PLUMBER.

## MATERIAL

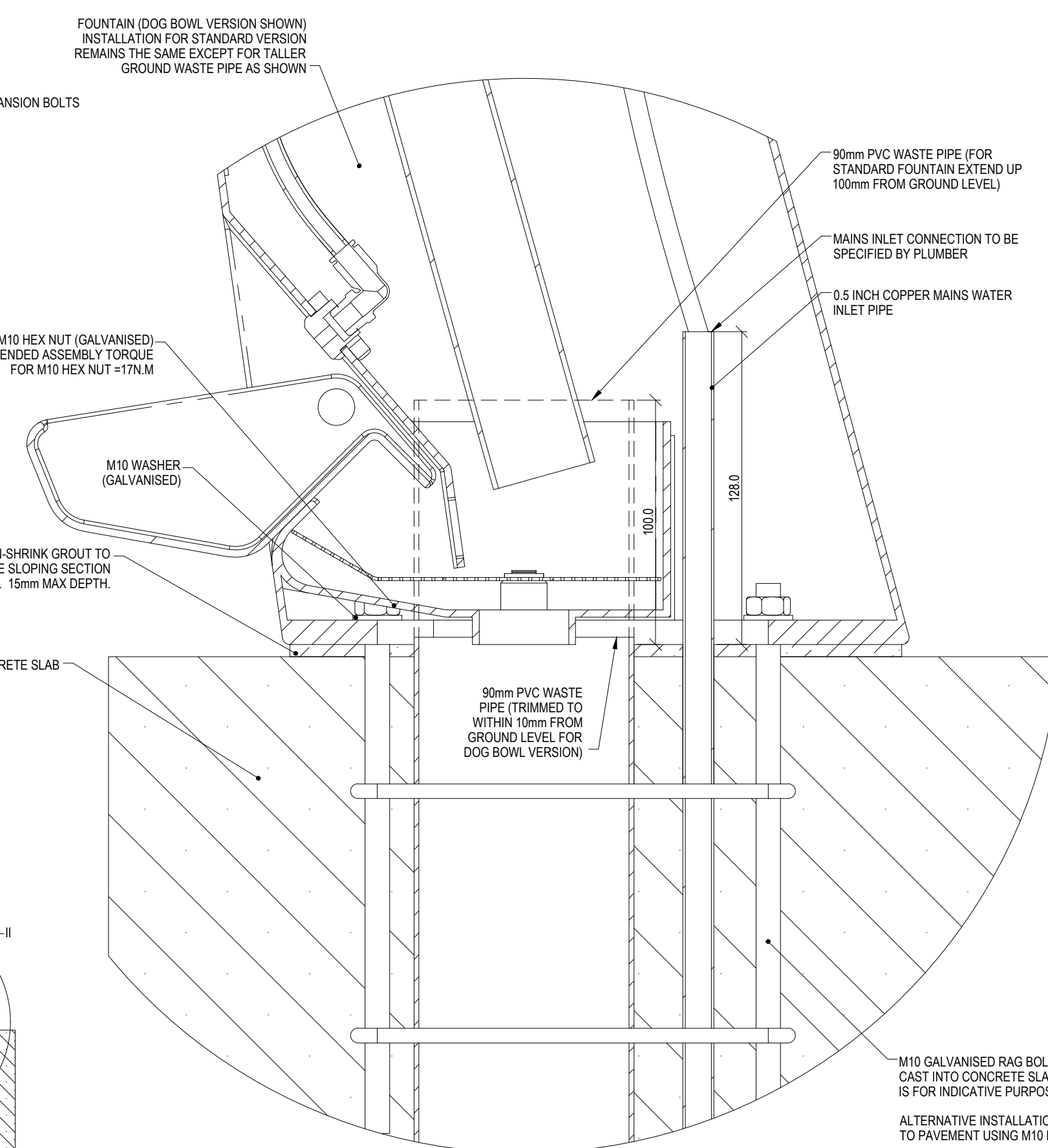
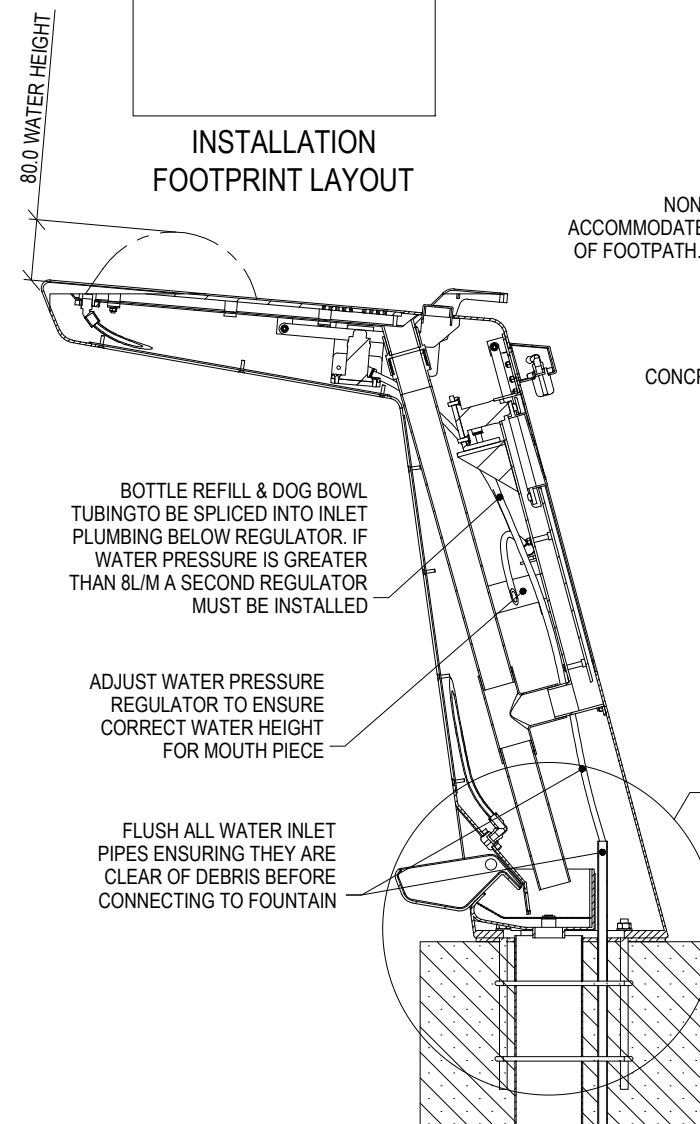
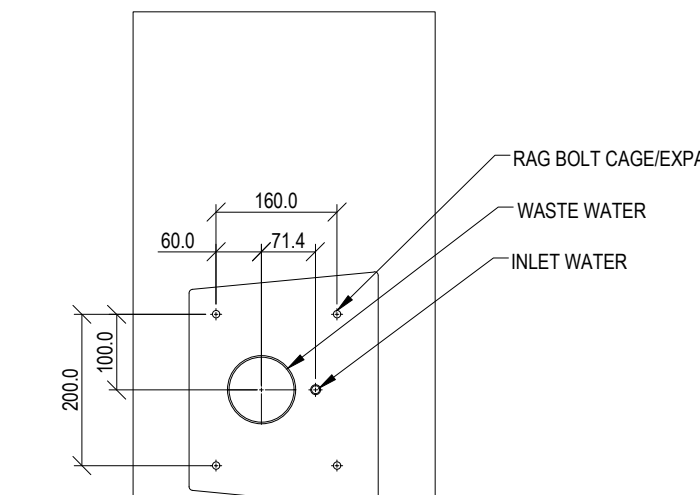
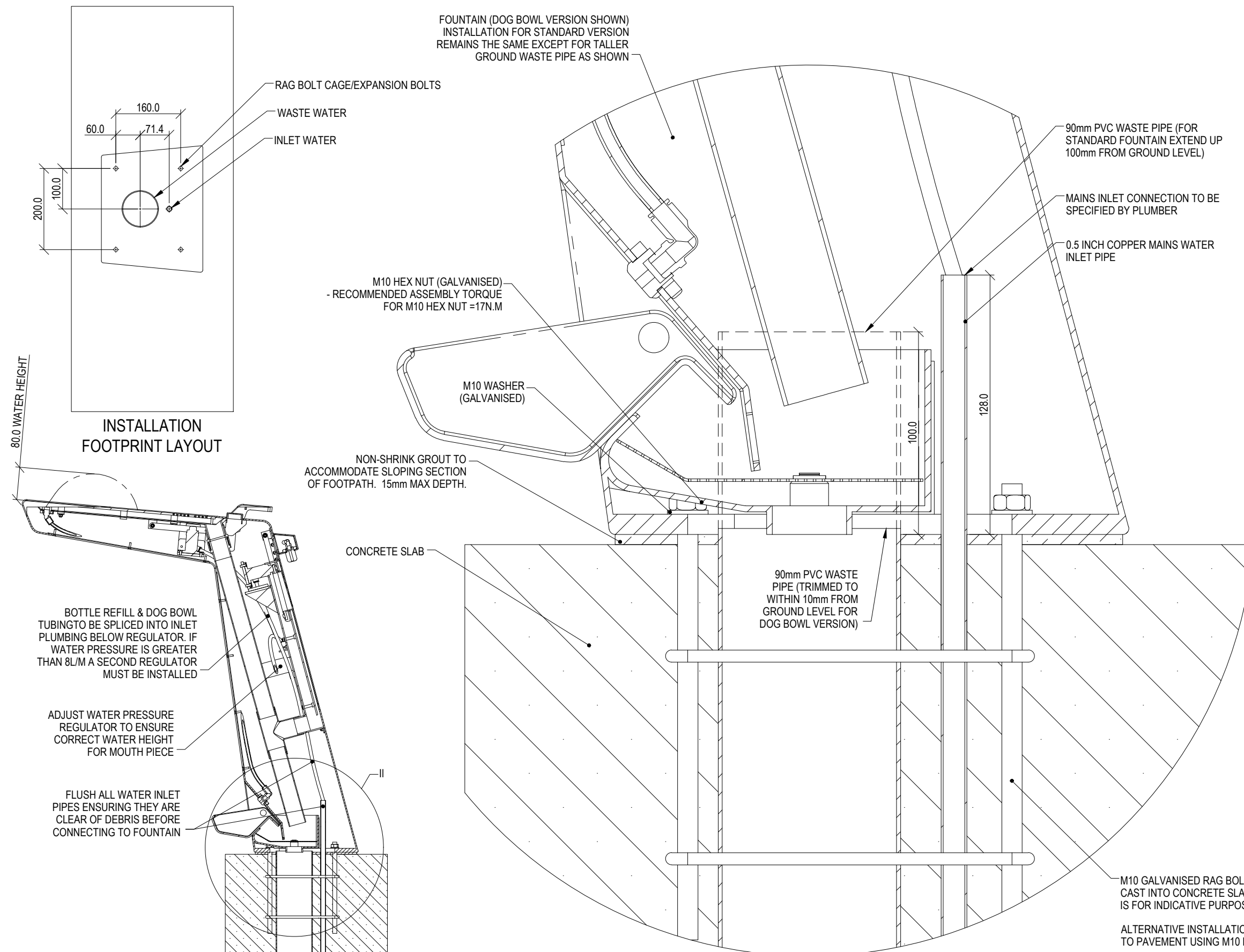
- MATERIAL: SEE COMPONENT DRAWING
- COLOUR: SEE COMPONENT DRAWING
- FINISH: SEE COMPONENT DRAWING

STRUCTURAL DESIGN REVIEWED AND CERTIFIED FOR ISSUE

NAME: B.C. PLANT RPEQ: 8807

SIGNATURE: ON ORIGINAL DATE: 10/ 05/ 18

FOUNTAIN (DOG BOWL VERSION SHOWN)  
INSTALLATION FOR STANDARD VERSION  
REMAINS THE SAME EXCEPT FOR TALLER  
GROUND WASTE PIPE AS SHOWN



M10 GALVANISED RAG BOLT CAGE (MIN DEPTH 300mm)  
CAST INTO CONCRETE SLAB. RAG BOLT CAGE SHOWN IN DRAWINGS  
IS FOR INDICATIVE PURPOSES ONLY.

ALTERNATIVE INSTALLATION WHERE APPROPRIATE- SURFACE MOUNT  
TO PAVEMENT USING M10 EXPANSION BOLTS (150mm DEPTH.)

ISSUE	AMENDMENT	DRAWN DATE	CHK'D DATE	APPR'D DATE
D	Dog Bowl Addition	MAY '18	JUN '18	NOV '18
C	Drawing Title Amended	FEB '16	JUL '16	JUL '16
B	Water bottle refill addition	JAN '15	JAN '15	JAN '15
A	Drawing Converted from UMS Series April 2014	APR '14	APR '14	APR '14

**DRAWING AUTHORISED FOR PUBLICATION**  
INGA CONDRIK AUTHORISED 15/04/2014

ASSET ENGINEERING MANAGER  
STRATEGIC ASSET MANAGEMENT

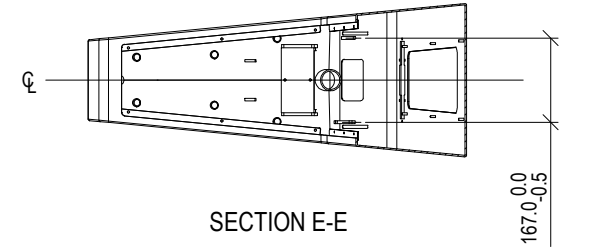
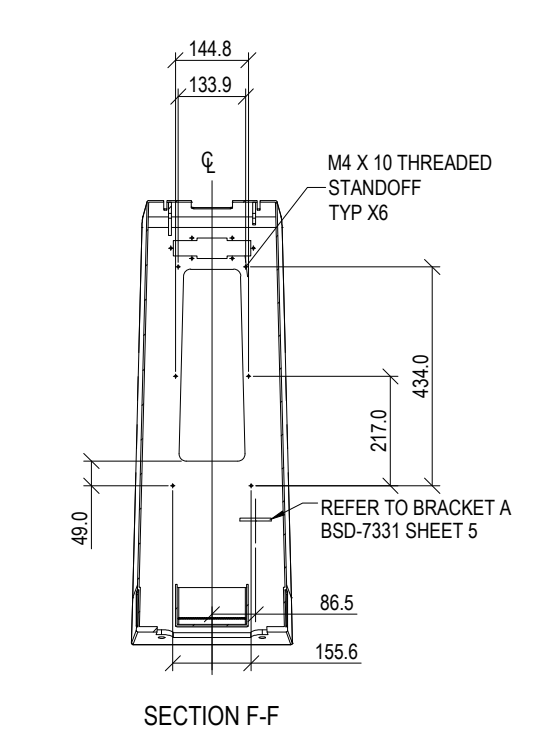
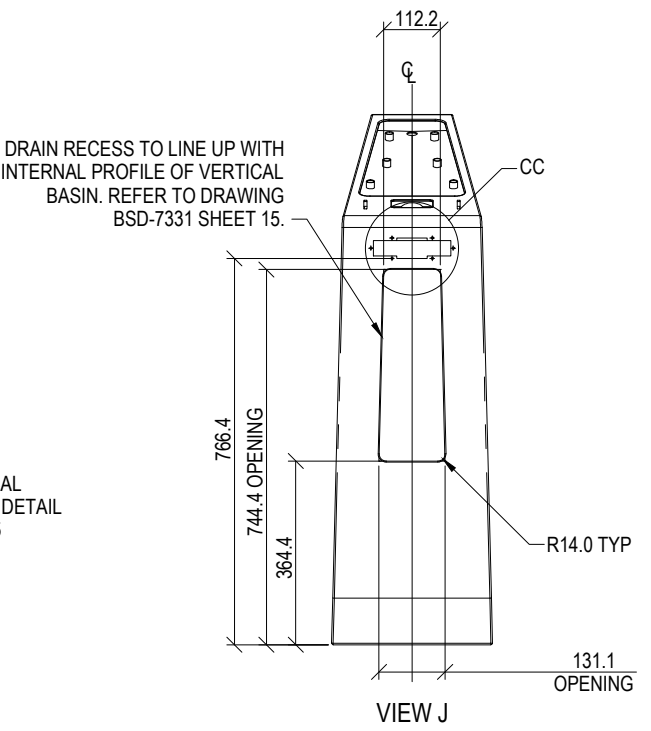
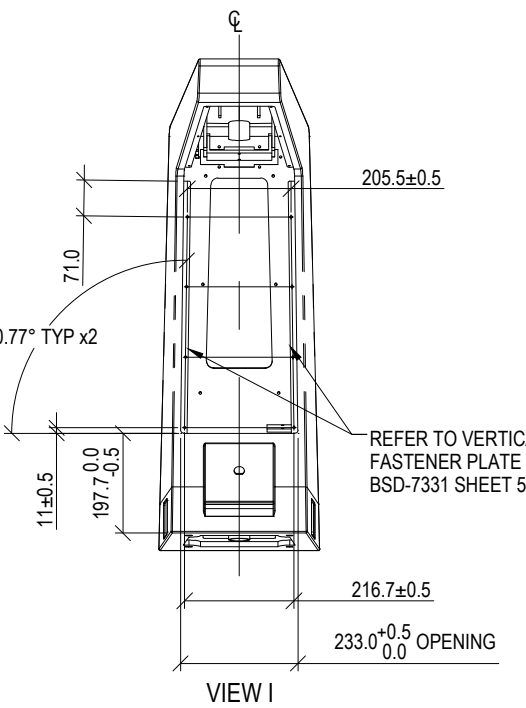
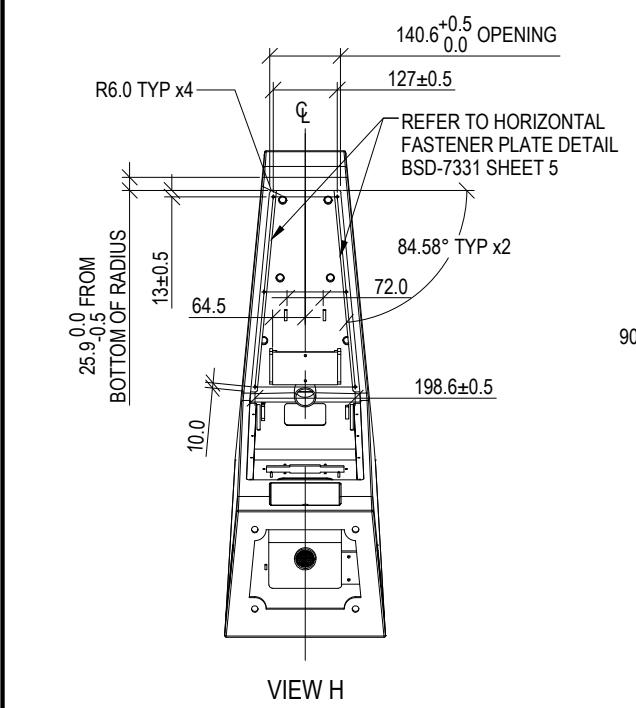
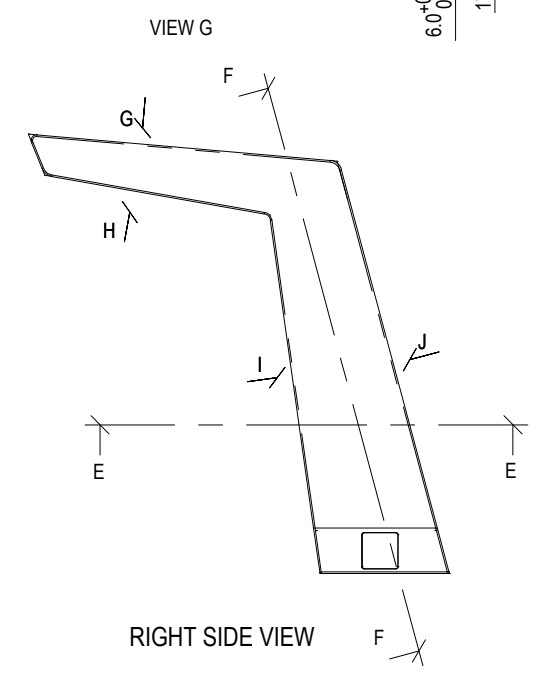
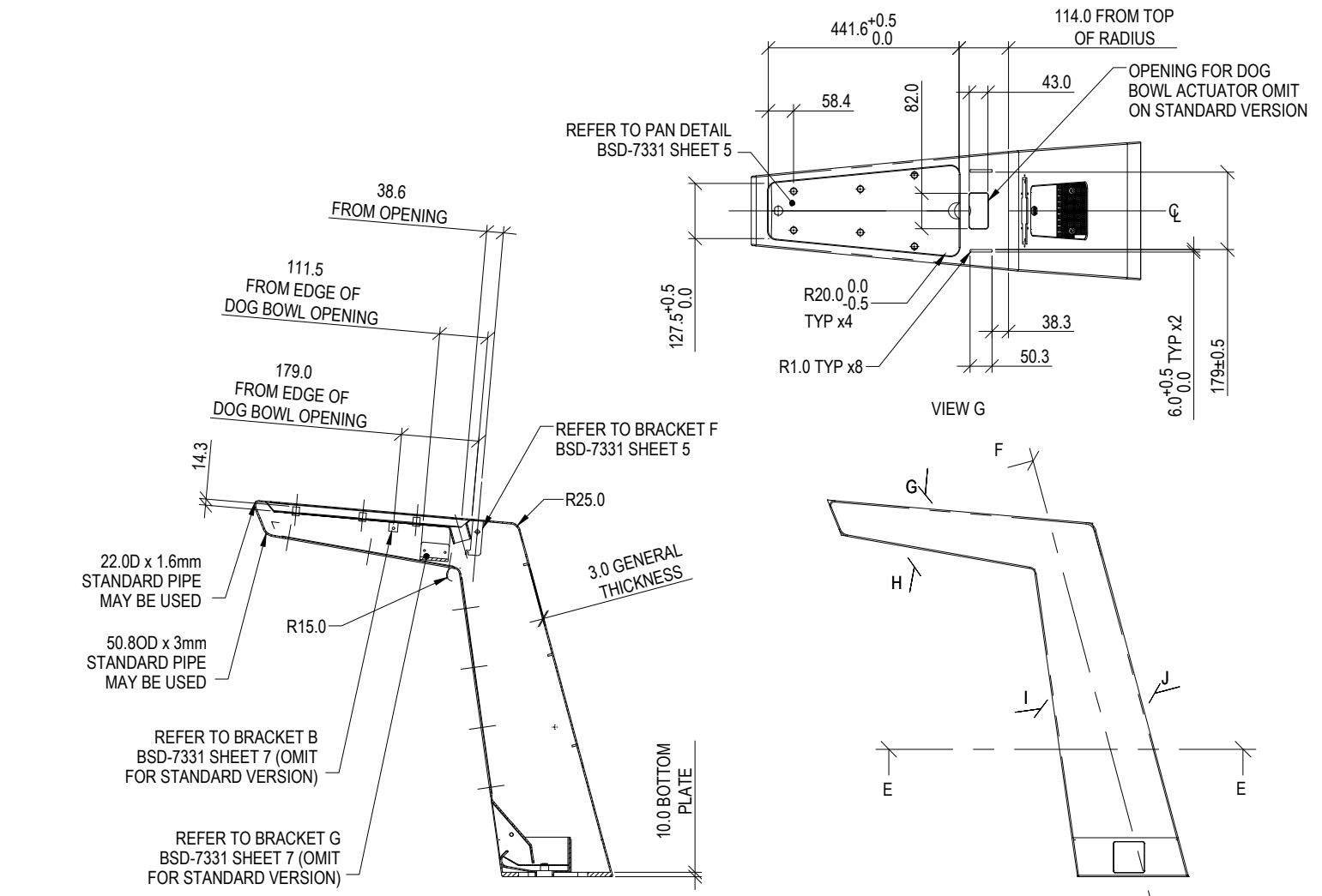
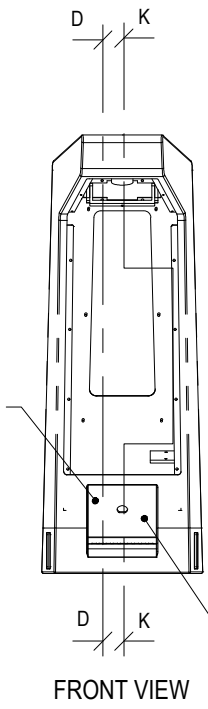
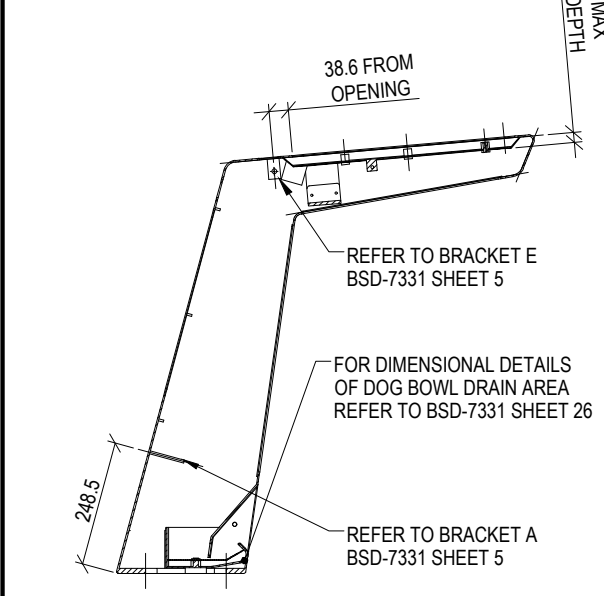
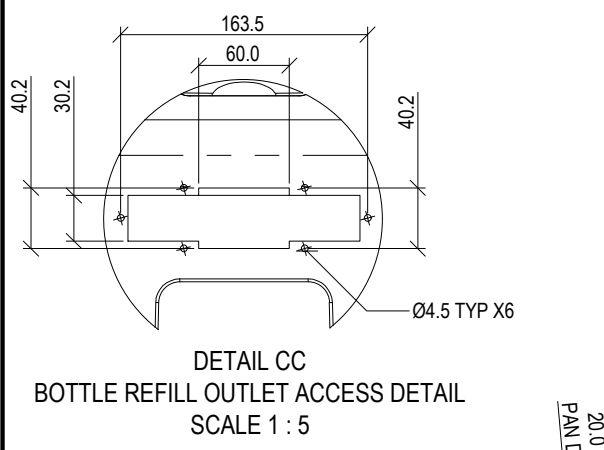
**DESIGN APPROVED**  
VICKI MARTIN SIGNATURE ON ORIGINAL

PRINCIPAL PLANNING OFFICER  
URBAN DESIGN

DESIGN	FORMZOO DESIGN	DATE	JUN '12
DRAWN	AB	DATE	JUN '12
CHECKED	VM	DATE	APR '13
DRAWING FILENAME	BSD-7331 (D) Drinking fountain - Installation - Sheet 14 of 27		
ASSOCIATED PLANS	SUPERSEDES UMS-569		



BRISBANE CITY COUNCIL STANDARD DRAWING	
DRINKING FOUNTAIN INSTALLATION SHEET 14 OF 27	
SCALE 1:10	DWG No. BSD-7331
ORIGINAL SIZE A3	REVISION D



### STANDARDS

DESIGNED IN ACCORDANCE WITH, AND FABRICATION TO MEET THE FOLLOWING STANDARDS:

- AS1428.4.1:2009, TACTILE GROUND SURFACE INDICATORS FOR THE ORIENTATION OF PEOPLE WITH VISION IMPAIRMENT.
- AS1627.4 METAL FINISHING -PREPARATION AND PRE-TREATMENT OF SURFACES - ABRASIVE BLAST CLEANING OF STEEL.
- AS2312:2002/AMDT 1:2004, GUIDE TO PROTECTION OF IRON AND STEEL AGAINST EXTERIOR ATMOSPHERIC CORROSION, 1994.
- GUIDE TO ENGINEERING PRACTICE, 'PEDESTRIANS', PART 13, AUSTRROADS.
- AUSTRALIAN ROAD RULES , 1999, WWW.NRTC.GOV.AU
- AS4506 -2005, METAL FINISHING-THERMOSET POWDER COATINGS.
- AS4680:2006, HOT DIP GALVANISING.

### NOTES

- WELDING TO BE ACCORDANCE TO AS1554.1 CAT GP WELDING, ALL SHARP EDGES & BURRS REMOVED.
- PART SHOULD BE SUPPLIED CLEAN AND FREE FROM MARKS, BURRS, SCUFFS, DISTORTION AND WARPAGE.
- ENSURE ANTI-SEIZE IS ON ALL NUTS AND BOLTS PRIOR TO ASSEMBLY.
- DRAWING TO AS1100 DRAWING STANDARDS.
- 316 S.S AND 316 S.S FASTENERS TO BE USED THROUGHOUT FOR COASTAL INSTALLATIONS OR ANY ENVIRONMENT WITH HIGH CORROSION.
- ALL TOLERANCES ± 1.5mm UNLESS OTHERWISE SPECIFIED.
- FULLY WELD ALL JOINING MATERIAL- 3mm FILLET.

### MATERIAL

- MATERIAL: SEE COMPONENT DRAWING
- COLOUR: SEE COMPONENT DRAWING
- FINISH: SEE COMPONENT DRAWING

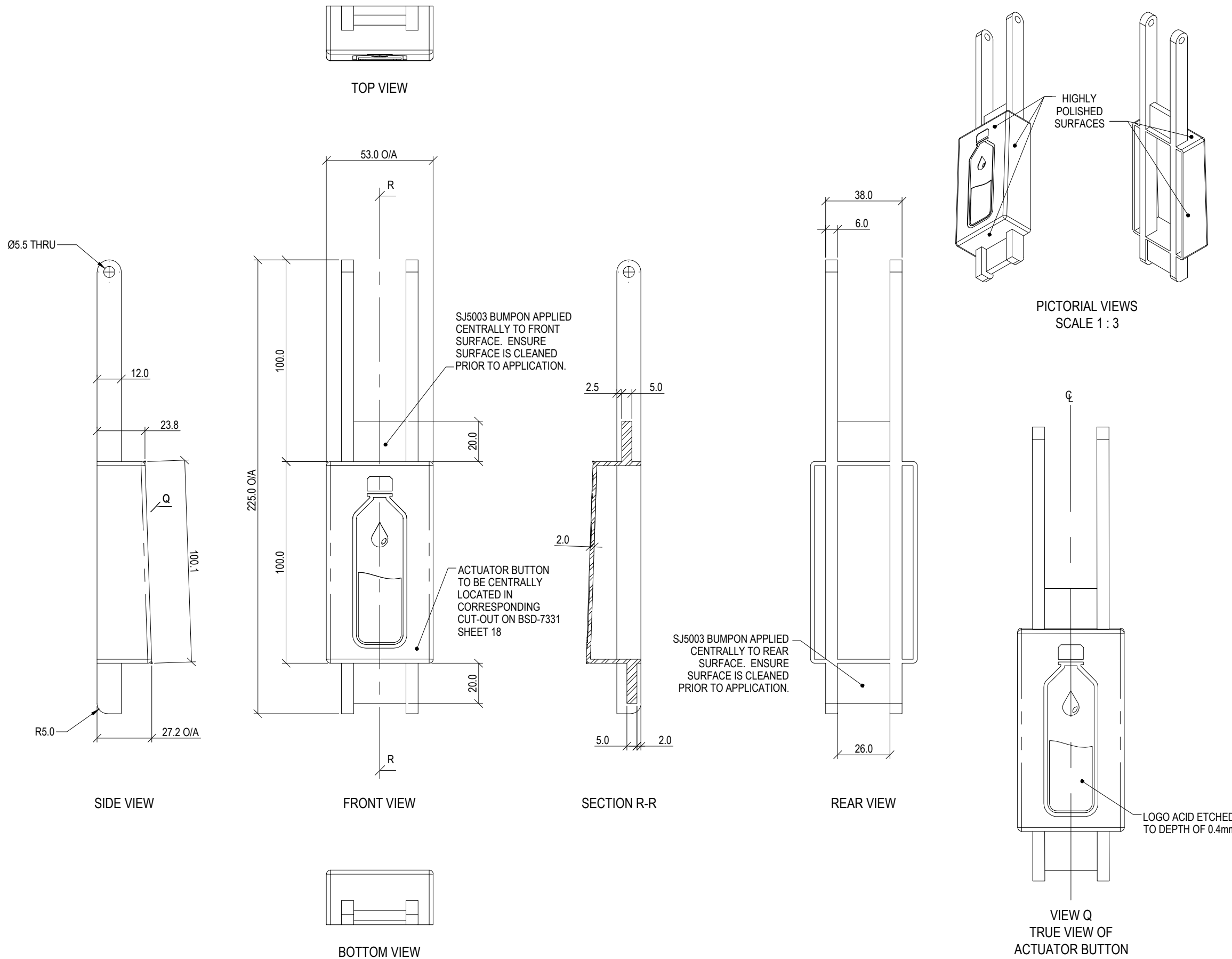
STRUCTURAL DESIGN REVIEWED AND CERTIFIED FOR ISSUE	
NAME: <u>B.C. PLANT</u>	RPEQ: <u>8807</u>
SIGNATURE: <u>ON ORIGINAL</u>	DATE: <u>10/ 05/ 18</u>

ISSUE	AMENDMENT	DRAWN DATE	CHK'D DATE	APPR'D DATE
C	Dog Bowl Addition	MAY '18	JUN '18	NOV '18
B	Drawing Title Amended	FEB '16	JUL '16	JUL '16
A	Drawing Converted from UMS Series April 2014	APR '14	APR '14	APR '14

<b>DRAWING AUTHORISED FOR PUBLICATION</b> INGA CONDRC AUTHORISED 15/04/2014			
DESIGN	FORMZOO DESIGN	DATE	JUN '12
DRAWN	AB	DATE	JUN '12
CHECKED	VM	DATE	APR '13
DRAWING FILENAME	BSD-7331 (C) Drinking fountain - Body auxiliary views - Sheet 15 of 27.dwg		
ASSOCIATED PLANS	SUPERSEDES UMS-569-1		



BRISBANE CITY COUNCIL STANDARD DRAWING	
DRINKING FOUNTAIN BODY - AUXILIARY VIEWS SHEET 15 OF 27	
SCALE	1:15
DWG No.	BSD-7331
ORIGINAL SIZE	A3
REVISION	C



## STANDARDS

DESIGNED IN ACCORDANCE WITH, AND FABRICATION TO MEET THE FOLLOWING STANDARDS:

- AS1428.4.1:2009, TACTILE GROUND SURFACE INDICATORS FOR THE ORIENTATION OF PEOPLE WITH VISION IMPAIRMENT.
- AS1627.4 METAL FINISHING -PREPARATION AND PRE-TREATMENT OF SURFACES - ABRASIVE BLAST CLEANING OF STEEL.
- AS2312:2002/AMDT 1:2004, GUIDE TO PROTECTION OF IRON AND STEEL AGAINST EXTERIOR ATMOSPHERIC CORROSION, 1994.
- GUIDE TO ENGINEERING PRACTICE, 'PEDESTRIANS', PART 13, AUSTRROADS.
- AUSTRALIAN ROAD RULES , 1999, WWW.NRTC.GOV.AU
- AS4506 -2005, METAL FINISHING-THERMOSET POWDER COATINGS.
- AS4680:2006, HOT DIP GALVANISING.

## NOTES

- WELDING TO BE ACCORDANCE TO AS1554.1 CAT GP WELDING, ALL SHARP EDGES & BURRS REMOVED.
- PART SHOULD BE SUPPLIED CLEAN AND FREE FROM MARKS, BURRS, SCUFFS, DISTORTION AND WARPAGE.
- ENSURE ANTI-SEIZE IS ON ALL NUTS AND BOLTS PRIOR TO ASSEMBLY.
- DRAWING TO AS1100 DRAWING STANDARDS.
- 316 S.S AND 316 S.S FASTENERS TO BE USED THROUGHOUT FOR COASTAL INSTALLATIONS OR ANY ENVIRONMENT WITH HIGH CORROSION.
- ALL TOLERANCES  $\pm 0.5\text{mm}$  UNLESS OTHERWISE SPECIFIED.

## MATERIAL

- MATERIAL: 316 STAINLESS STEEL
- COLOUR: NATURAL
- FINISH: HIGHLY POLISHED (BUTTON SURFACE ONLY).

STRUCTURAL DESIGN REVIEWED AND CERTIFIED FOR ISSUE

NAME: B.C. PLANT RPEQ: 8807  
SIGNATURE: ON ORIGINAL DATE: 10/ 05/ 18

ISSUE	AMENDMENT	DRAWN DATE	CHK'D DATE	APPR'D DATE
C	Dog Bowl Addition	MAY '18	JUN '18	NOV '18
B	Drawing Title Amended	FEB '16	JUL '16	JUL '16
A	Drawing Converted from UMS Series April 2014	APR '14	APR '14	APR '14

**DRAWING AUTHORISED FOR PUBLICATION**  
INGA CONDRIK AUTHORISED 15/04/2014

ASSET ENGINEERING MANAGER  
STRATEGIC ASSET MANAGEMENT

**DESIGN APPROVED**

VICKI MARTIN SIGNATURE ON ORIGINAL

PRINCIPAL PLANNING OFFICER  
URBAN DESIGN

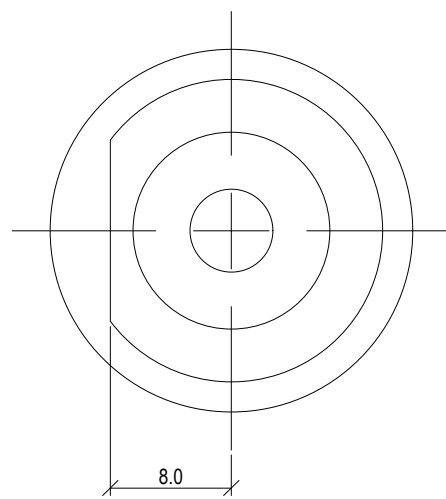
DESIGN	FORMZOO DESIGN	DATE	JUN '12
DRAWN	AB	DATE	JUN '12
CHECKED	VM	DATE	APR '13
DRAWING FILENAME	BSD-7331 (C) Drinking fountain - Bottle refill actuator - Sheet 16 of 27		
ASSOCIATED PLANS	SUPERSEDES UMS-569		



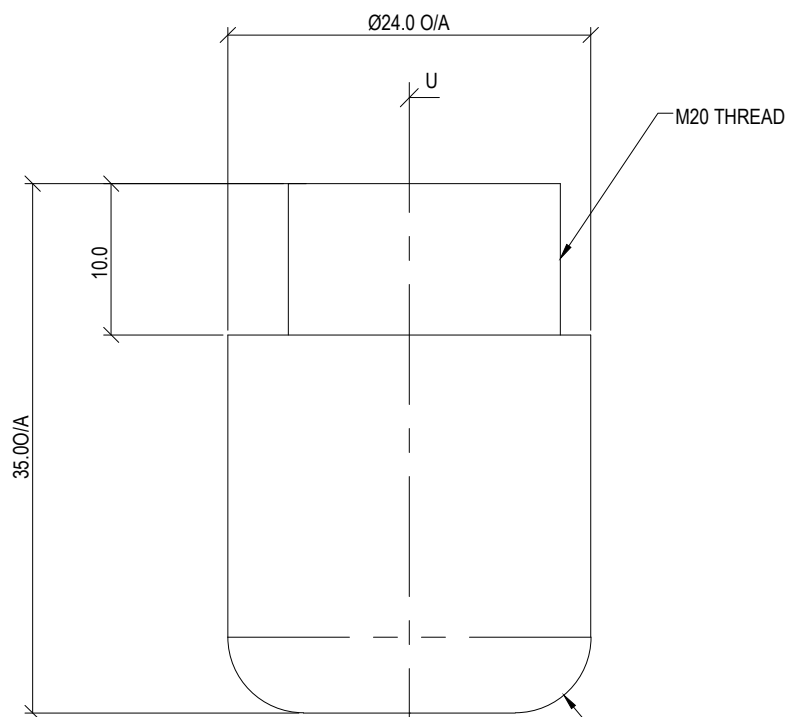
## BRISBANE CITY COUNCIL STANDARD DRAWING

DRINKING FOUNTAIN  
BOTTLE REFILL ACTUATOR  
SHEET 16 OF 27

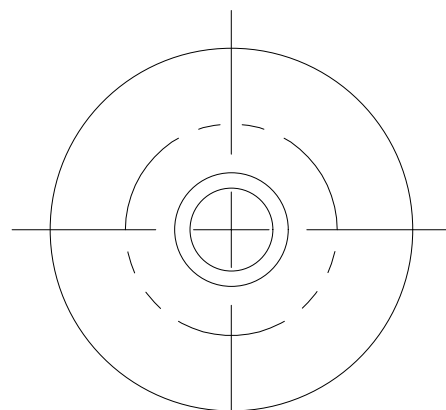
SCALE	
ORIGINAL SIZE	REVISION
A3	C



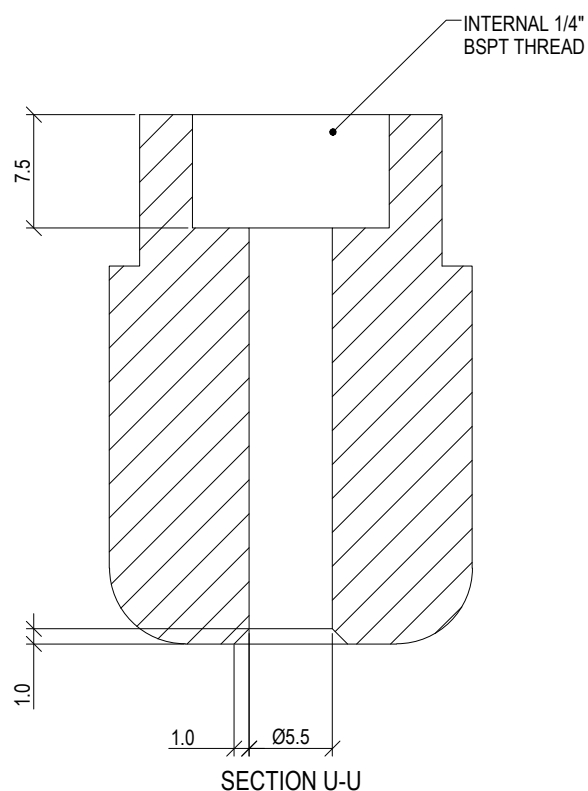
TOP VIEW



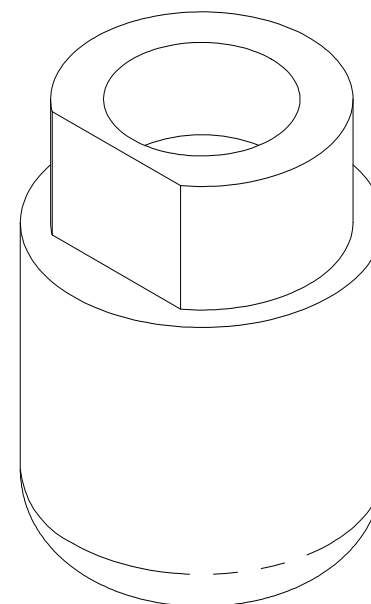
FRONT VIEW



BOTTOM VIEW



SECTION U-U



PICTORIAL VIEW

## STANDARDS

DESIGNED IN ACCORDANCE WITH, AND FABRICATION TO MEET THE FOLLOWING STANDARDS:

1. AS1428.4.1:2009, TACTILE GROUND SURFACE INDICATORS FOR THE ORIENTATION OF PEOPLE WITH VISION IMPAIRMENT.
2. AS1627.4 METAL FINISHING -PREPARATION AND PRE-TREATMENT OF SURFACES - ABRASIVE BLAST CLEANING OF STEEL.
3. AS2312:2002/AMDT 1:2004, GUIDE TO PROTECTION OF IRON AND STEEL AGAINST EXTERIOR ATMOSPHERIC CORROSION, 1994.
4. GUIDE TO ENGINEERING PRACTICE, 'PEDESTRIANS', PART 13, AUSTRROADS.
5. AUSTRALIAN ROAD RULES , 1999, WWW.NRTC.GOV.AU
6. AS4506 -2005, METAL FINISHING-THERMOSET POWDER COATINGS.
7. AS4680:2006, HOT DIP GALVANISING.

## NOTES

1. WELDING TO BE ACCORDANCE TO AS1554.1 CAT GP WELDING, ALL SHARP EDGES & BURRS REMOVED.
2. PART SHOULD BE SUPPLIED CLEAN AND FREE FROM MARKS, BURRS, SCUFFS, DISTORTION AND WARPAGE.
3. ENSURE ANTI-SEIZE IS ON ALL NUTS AND BOLTS PRIOR TO ASSEMBLY.
4. DRAWING TO AS1100 DRAWING STANDARDS.
5. 316 S.S AND 316 S.S FASTENERS TO BE USED THROUGHOUT FOR COASTAL INSTALLATIONS OR ANY ENVIRONMENT WITH HIGH CORROSION.
6. ALL TOLERANCES  $\pm 0.5\text{mm}$  UNLESS OTHERWISE SPECIFIED.

## MATERIAL

1. MATERIAL: 316 STAINLESS STEEL
2. COLOUR: NATURAL
3. FINISH: 600 GRIT POLISHED

STRUCTURAL DESIGN REVIEWED AND CERTIFIED FOR ISSUE

NAME: B.C. PLANT \_\_\_\_\_ RPEQ: 8807 \_\_\_\_\_

SIGNATURE: ON ORIGINAL \_\_\_\_\_ DATE: 10/ 05/ 18

ISSUE	AMENDMENT	DRAWN DATE	CHK'D DATE	APPR'D DATE
C	Dog Bowl Addition	MAY '18	JUN '18	NOV '18
B	Drawing Title Amended	FEB '16	JUL '16	JUL '16
A	Drawing Converted from UMS Series April 2014	APR '14	APR '14	APR '14

**DRAWING AUTHORISED FOR PUBLICATION**  
INGA CONDRIK AUTHORISED 15/04/2014


ASSET ENGINEERING MANAGER  
STRATEGIC ASSET MANAGEMENT

**DESIGN APPROVED**

VICKI MARTIN SIGNATURE ON ORIGINAL

PRINCIPAL PLANNING OFFICER  
URBAN DESIGN

DESIGN	FORMZOO DESIGN	DATE	JUN '12
DRAWN	AB	DATE	JUN '12
CHECKED	VM	DATE	APR '13
DRAWING FILENAME	BSD-7331 (C) Drinking fountain - Bottle refill outlet - Sheet 17 of 27.dwg		
ASSOCIATED PLANS	SUPERSEDES UMS-569-1		



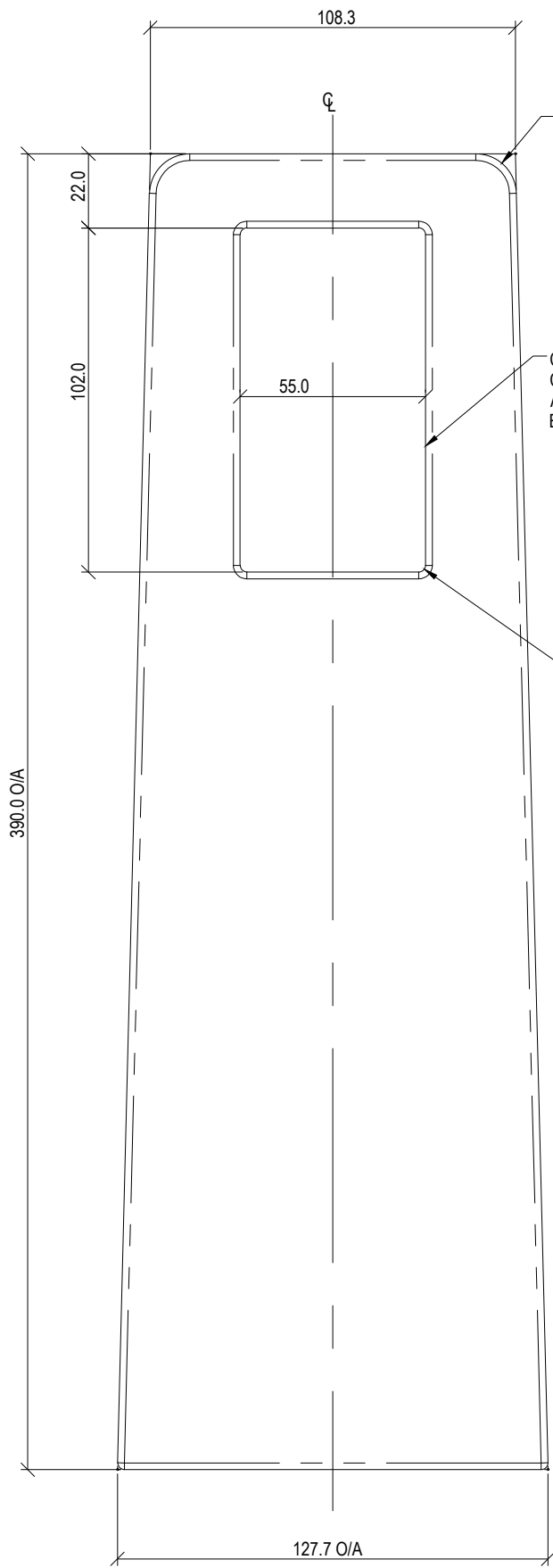
**BRISBANE CITY COUNCIL STANDARD DRAWING**

DRINKING FOUNTAIN  
BOTTLE REFILL OUTLET  
SHEET 17 OF 27

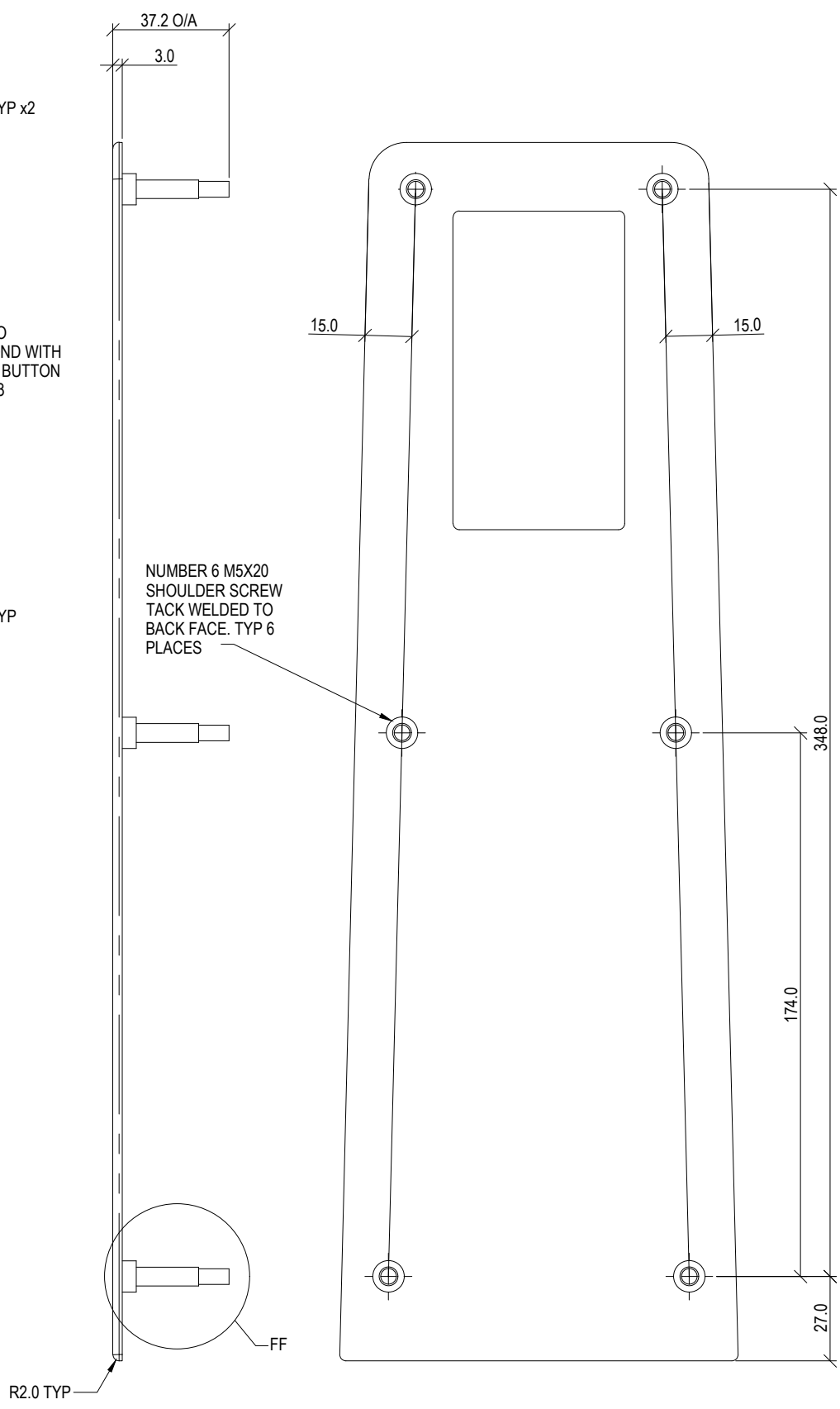
SCALE: 2:1

DWG No. BSD-7331

ORIGINAL SIZE: A3 REVISION: C

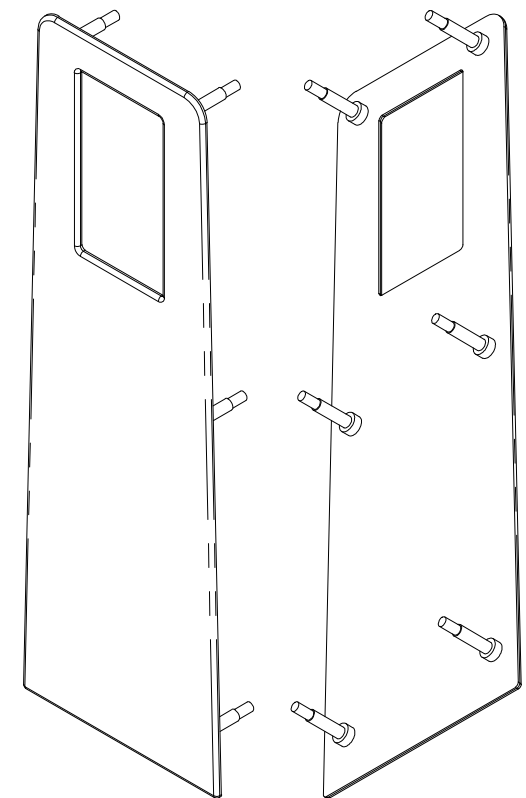


FRONT VIEW



SIDE VIEW

BACK VIEW



PICTORIAL VIEWS

**STANDARDS**

DESIGNED IN ACCORDANCE WITH, AND FABRICATION TO MEET THE FOLLOWING STANDARDS:

1. AS1428.4.1:2009, TACTILE GROUND SURFACE INDICATORS FOR THE ORIENTATION OF PEOPLE WITH VISION IMPAIRMENT.
2. AS1627.4 METAL FINISHING -PREPARATION AND PRE-TREATMENT OF SURFACES - ABRASIVE BLAST CLEANING OF STEEL.
3. AS2312:2002/AMDT 1:2004, GUIDE TO PROTECTION OF IRON AND STEEL AGAINST EXTERIOR ATMOSPHERIC CORROSION, 1994.
4. GUIDE TO ENGINEERING PRACTICE, 'PEDESTRIANS', PART 13, AUSTRROADS.
5. AUSTRALIAN ROAD RULES , 1999, WWW.NRTC.GOV.AU
6. AS4506 -2005, METAL FINISHING-THERMOSET POWDER COATINGS.
7. AS4680:2006, HOT DIP GALVANISING.

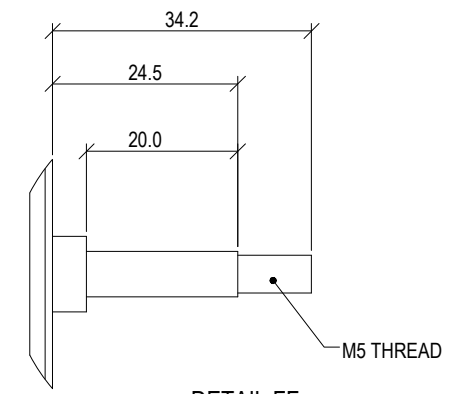
**NOTES**

1. WELDING TO BE ACCORDANCE TO AS1554.1 CAT GP WELDING, ALL SHARP EDGES & BURRS REMOVED.
2. PART SHOULD BE SUPPLIED CLEAN AND FREE FROM MARKS, BURRS, SCUFFS, DISTORTION AND WARPAGE.
3. ENSURE ANTI-SEIZE IS ON ALL NUTS AND BOLTS PRIOR TO ASSEMBLY.
4. DRAWING TO AS1100 DRAWING STANDARDS.
5. 316 S.S AND 316 S.S FASTENERS TO BE USED THROUGHOUT FOR COASTAL INSTALLATIONS OR ANY ENVIRONMENT WITH HIGH CORROSION.
6. ALL TOLERANCES ± 1.5mm UNLESS OTHERWISE SPECIFIED.

**MATERIAL**

1. MATERIAL: 316 STAINLESS STEEL
2. COLOUR: NATURAL
3. FINISH: HIGHLY POLISHED.

<b>STRUCTURAL DESIGN REVIEWED AND CERTIFIED FOR ISSUE</b>	
NAME: <u>B.C. PLANT</u>	RPEQ: <u>8807</u>
SIGNATURE: <u>ON ORIGINAL</u>	DATE: <u>10/ 05/ 18</u>



DETAIL FF SHOULDER SCREW DETAIL SCALE 1:1

ISSUE	AMENDMENT	DRAWN DATE	CHK'D DATE	APPR'D DATE
C	Dog Bowl Addition	MAY '18	JUN '18	NOV '18
B	Drawing Title Amended	FEB '16	JUL '16	JUL '16
A	Drawing Converted from UMS Series April 2014	APR '14	APR '14	APR '14

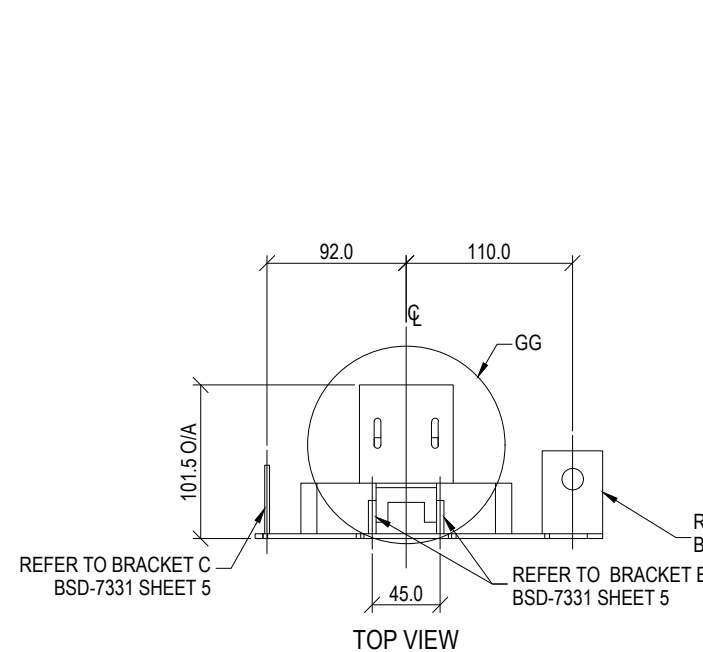
<b>DRAWING AUTHORISED FOR PUBLICATION</b> INGA CONDRC AUTHORIZED 15/04/2014			
DESIGN	FORMZ00 DESIGN	DATE	JUN '12
DRAWN	AB	DATE	JUN '12
CHECKED	VM	DATE	APR '13
DRAWING FILENAME	BSD-7331 (C) Drinking fountain - Vertical drain plate - Sheet 18 of 27		
ASSOCIATED PLANS	SUPERSEDES UMS-569		



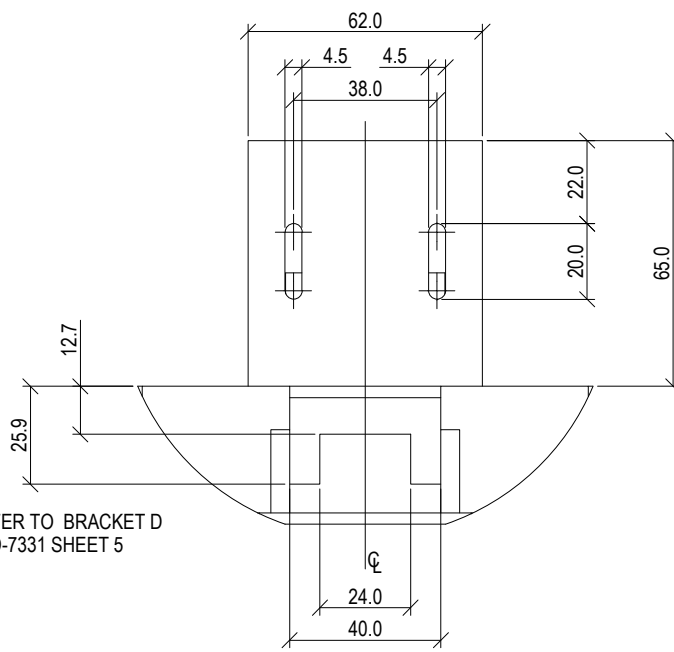
**BRISBANE CITY COUNCIL STANDARD DRAWING**

**DRINKING FOUNTAIN VERTICAL DRAIN PLATE SHEET 18 OF 27**

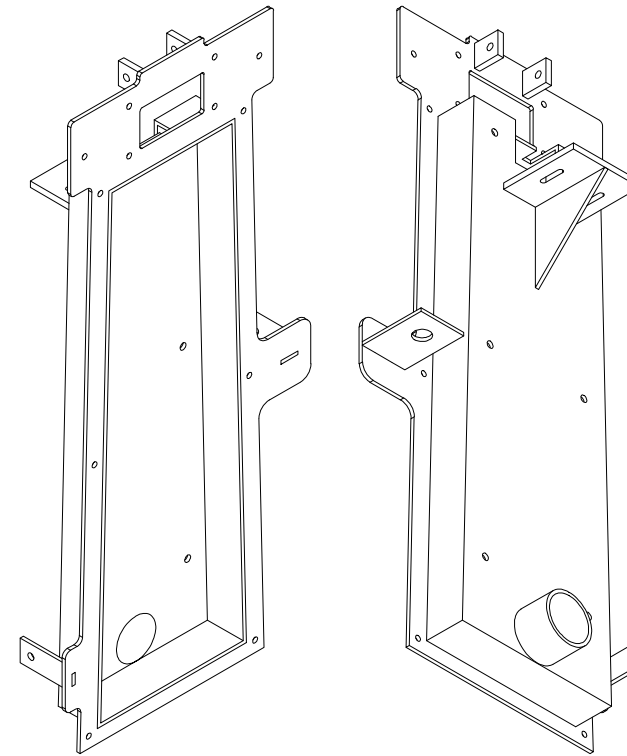
SCALE	1:2
DWG No.	BSD-7331
ORIGINAL SIZE	A3
REVISION	C



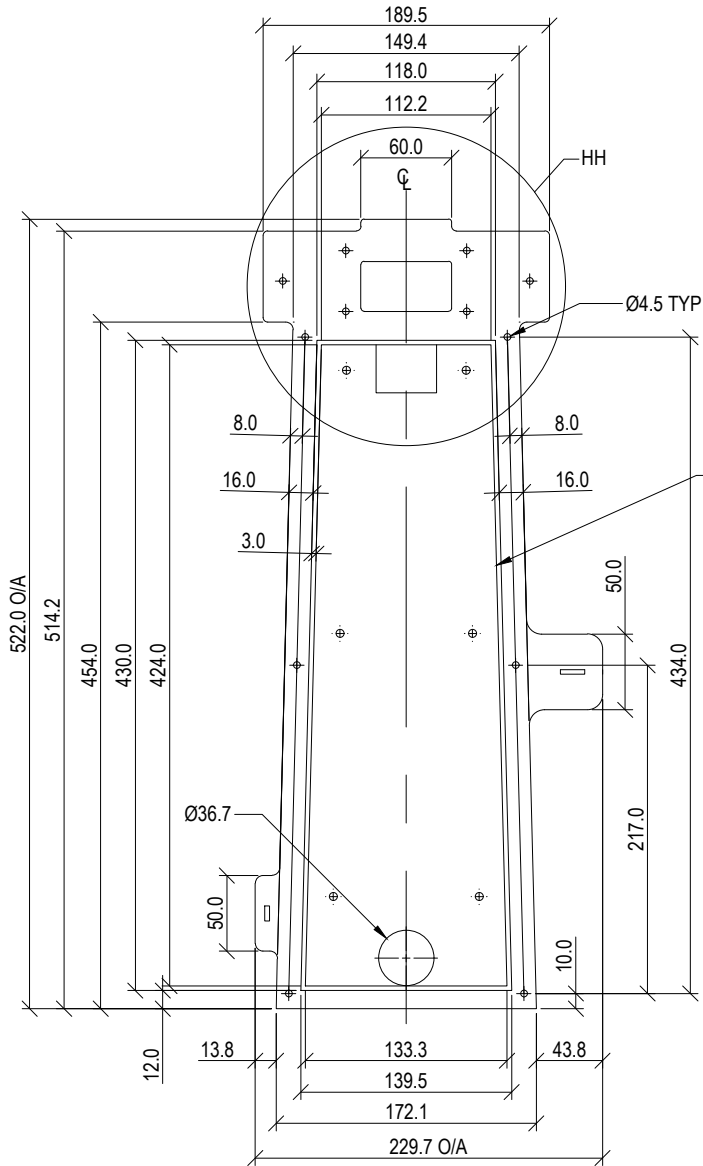
TOP VIEW



DETAIL GG MOUNTING PLATE DETAIL SCALE 1 : 2

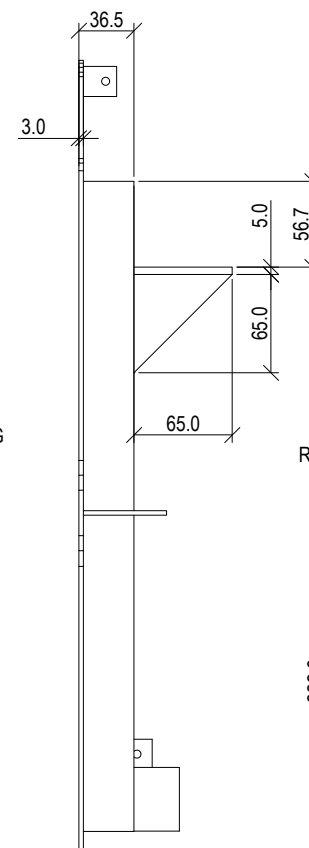


PICTORIAL VIEWS

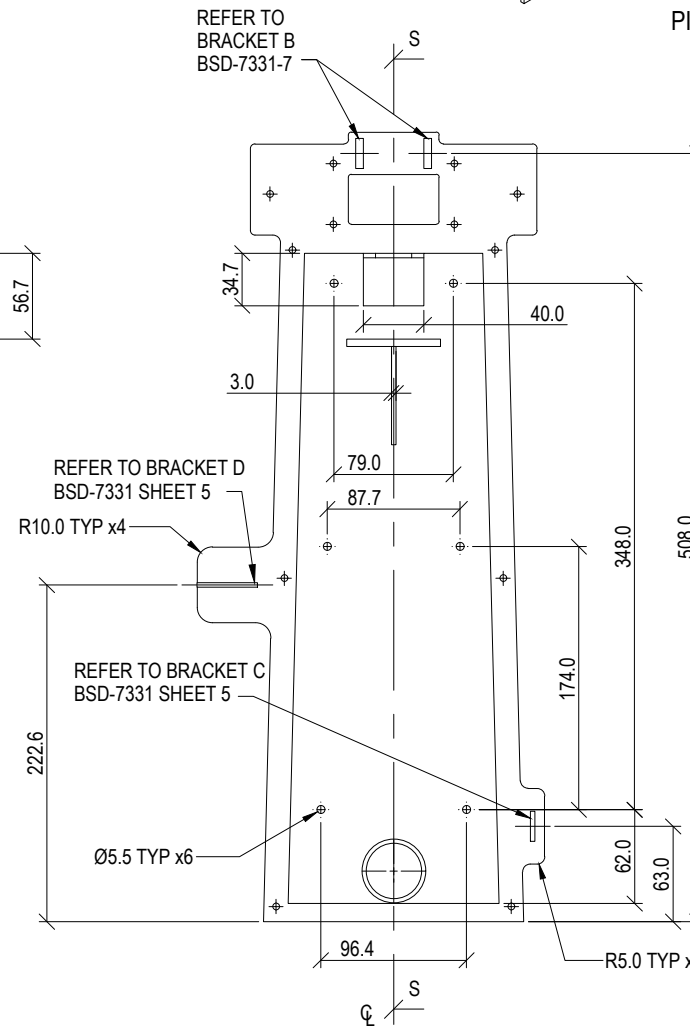


FRONT VIEW

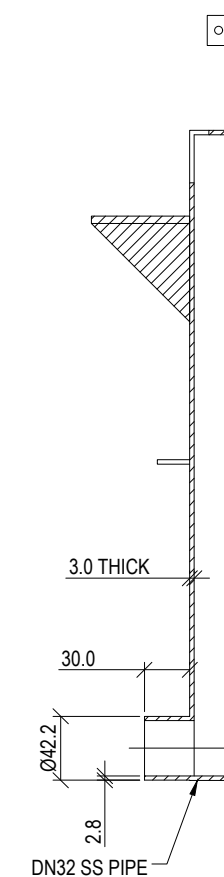
INTERNAL PROFILE TO LINE UP WITH VERTICAL DRAIN RECESS IN FOUNTAIN BODY. REFER TO DRAWING BSD-7331 SHEET 15.



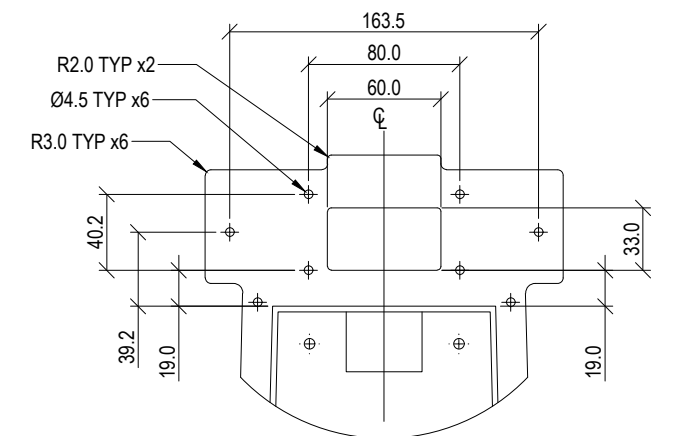
SIDE VIEW



BACK VIEW



SECTION S-S



DETAIL HH VALVE MOUNT HOLE DETAIL SCALE 1 : 4

### STANDARDS

DESIGNED IN ACCORDANCE WITH, AND FABRICATION TO MEET THE FOLLOWING STANDARDS:

- AS1428.4.1:2009, TACTILE GROUND SURFACE INDICATORS FOR THE ORIENTATION OF PEOPLE WITH VISION IMPAIRMENT.
- AS1627.4 METAL FINISHING -PREPARATION AND PRE-TREATMENT OF SURFACES - ABRASIVE BLAST CLEANING OF STEEL.
- AS2312:2002/AMDT 1:2004, GUIDE TO PROTECTION OF IRON AND STEEL AGAINST EXTERIOR ATMOSPHERIC CORROSION, 1994.
- GUIDE TO ENGINEERING PRACTICE, 'PEDESTRIANS', PART 13, AUSTRROADS.
- AUSTRALIAN ROAD RULES , 1999, WWW.NRTC.GOV.AU
- AS4506 -2005. METAL FINISHING-THERMOSET POWDER COATINGS.
- AS4680:2006, HOT DIP GALVANISING.

### NOTES

- WELDING TO BE ACCORDANCE TO AS1554.1 CAT GP WELDING, ALL SHARP EDGES & BURRS REMOVED.
- PART SHOULD BE SUPPLIED CLEAN AND FREE FROM MARKS, BURRS, SCUFFS, DISTORTION AND WARPAGE.
- ENSURE ANTI-SEIZE IS ON ALL NUTS AND BOLTS PRIOR TO ASSEMBLY.
- DRAWING TO AS1100 DRAWING STANDARDS.
- 316 S.S AND 316 S.S FASTENERS TO BE USED THROUGHOUT FOR COASTAL INSTALLATIONS OR ANY ENVIRONMENT WITH HIGH CORROSION.
- ALL TOLERANCES ± 1.5mm UNLESS OTHERWISE SPECIFIED.


### MATERIAL

- MATERIAL: 316 STAINLESS STEEL
- COLOUR: NATURAL
- FINISH: DEBURRED

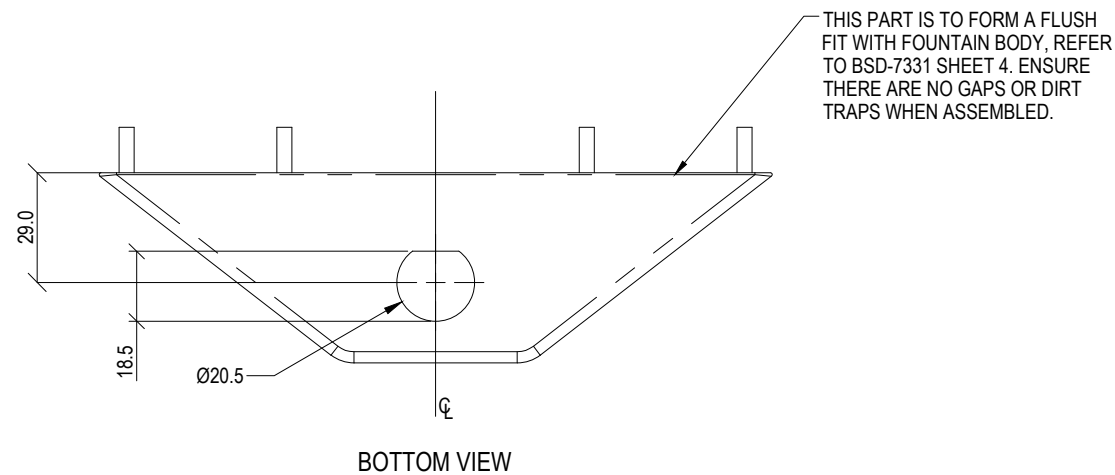
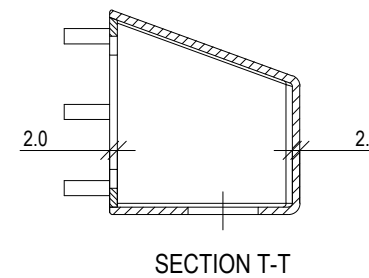
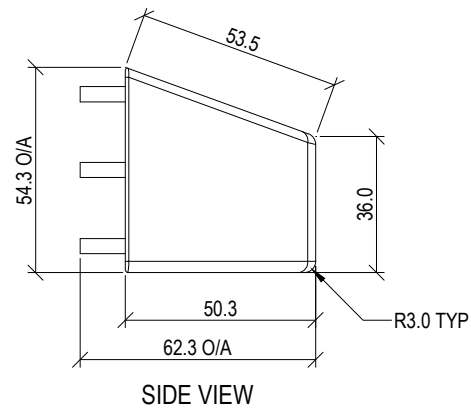
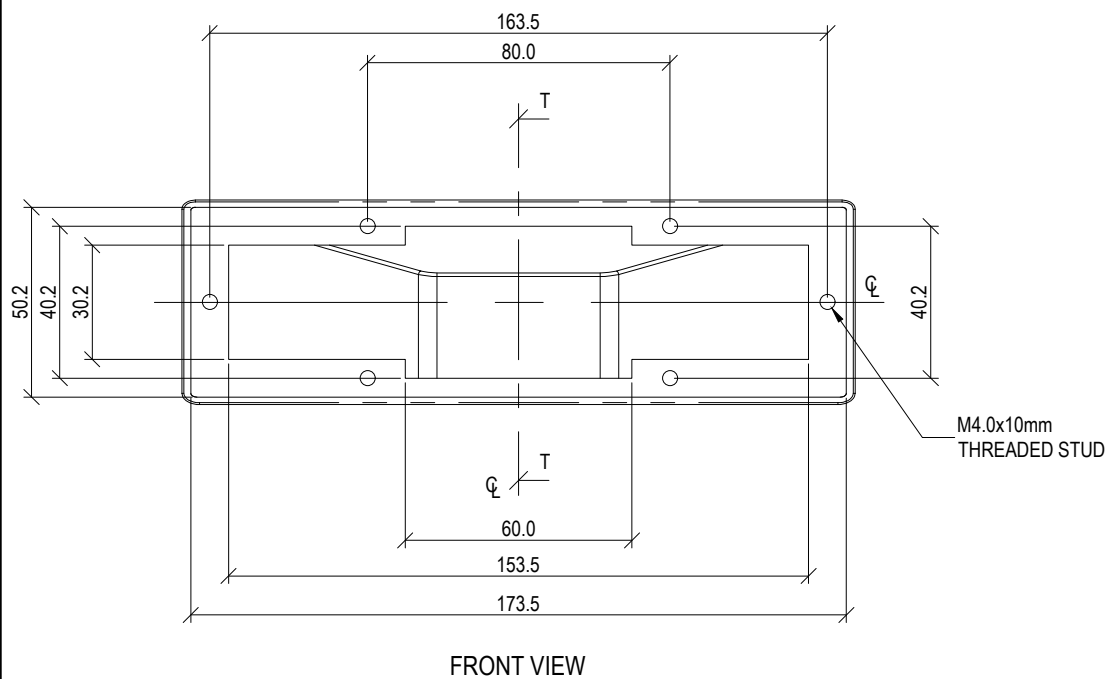
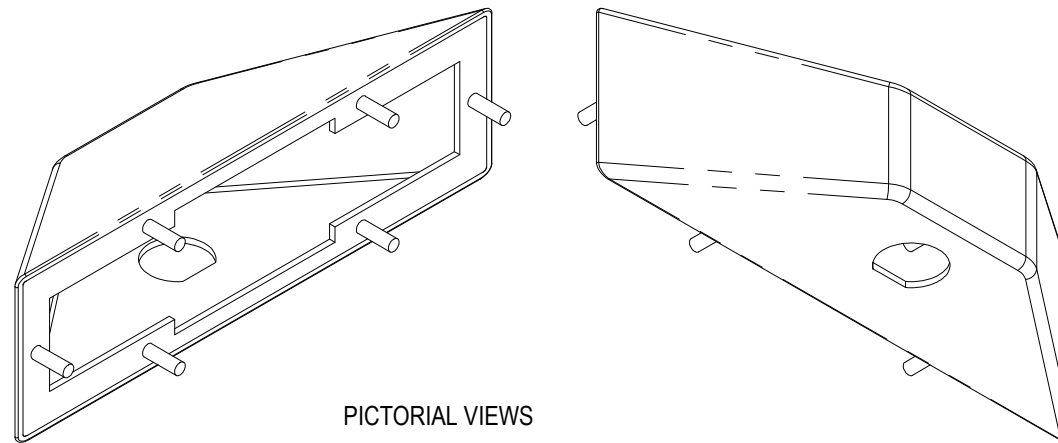
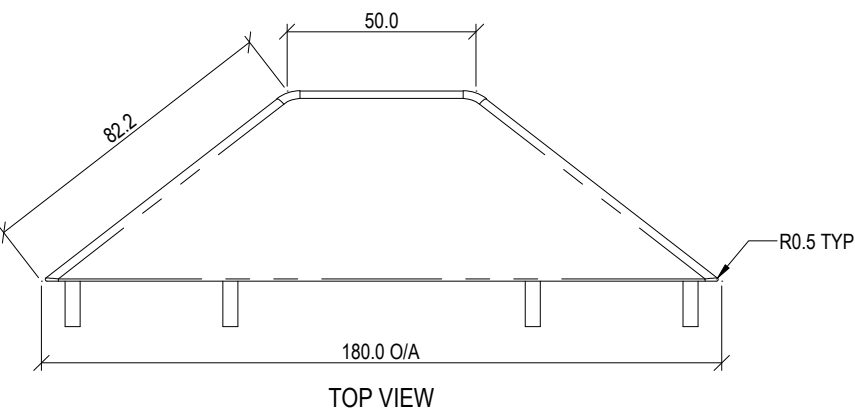
STRUCTURAL DESIGN REVIEWED AND CERTIFIED FOR ISSUE			
NAME: B.C. PLANT	RPEQ: 8807		
SIGNATURE: ON ORIGINAL	DATE: 10/ 05/ 18		

ISSUE	AMENDMENT	DRAWN DATE	CHK'D DATE	APPR'D DATE
C	Dog Bowl Addition	MAY '18	JUN '18	NOV '18
B	Drawing Title Amended	FEB '16	JUL '16	JUL '16
A	Drawing Converted from UMS Series April 2014	APR '14	APR '14	APR '14

<b>DRAWING AUTHORISED FOR PUBLICATION</b> INGA CONDRC AUTHORISED 15/04/2014				DESIGN	FORMZ00 DESIGN	DATE	JUN '12
ASSET ENGINEERING MANAGER STRATEGIC ASSET MANAGEMENT				DRAWN	AB	DATE	JUN '12
<b>DESIGN APPROVED</b> VICKI MARTIN SIGNATURE ON ORIGINAL				CHECKED	VM	DATE	APR '13
PRINCIPAL PLANNING OFFICER URBAN DESIGN				DRAWING FILENAME	BSD-7331 (C) Drinking fountain - Vertical basin - Sheet 19 of 27		
				ASSOCIATED PLANS	SUPERSEDES UMS-569		



<b>BRISBANE CITY COUNCIL STANDARD DRAWING</b>		SCALE	1:5
DRINKING FOUNTAIN VERTICAL BASIN SHEET 19 OF 27		DWG No.	BSD-7331
ORIGINAL SIZE	A3	REVISION	C



## STANDARDS

DESIGNED IN ACCORDANCE WITH, AND FABRICATION TO MEET THE FOLLOWING STANDARDS:

- AS1428.4.1:2009, TACTILE GROUND SURFACE INDICATORS FOR THE ORIENTATION OF PEOPLE WITH VISION IMPAIRMENT.
- AS1627.4 METAL FINISHING -PREPARATION AND PRE-TREATMENT OF SURFACES - ABRASIVE BLAST CLEANING OF STEEL.
- AS2312:2002/AMDT 1:2004, GUIDE TO PROTECTION OF IRON AND STEEL AGAINST EXTERIOR ATMOSPHERIC CORROSION, 1994.
- GUIDE TO ENGINEERING PRACTICE, 'PEDESTRIANS', PART 13, AUSTRROADS.
- AUSTRALIAN ROAD RULES , 1999, WWW.NRTC.GOV.AU
- AS4506 -2005, METAL FINISHING-THERMOSET POWDER COATINGS.
- AS4680:2006, HOT DIP GALVANISING.

## NOTES

- WELDING TO BE ACCORDANCE TO AS1554.1 CAT GP WELDING, ALL SHARP EDGES & BURRS REMOVED.
- PART SHOULD BE SUPPLIED CLEAN AND FREE FROM MARKS, BURRS, SCUFFS, DISTORTION AND WARPAGE.
- ENSURE ANTI-SEIZE IS ON ALL NUTS AND BOLTS PRIOR TO ASSEMBLY.
- DRAWING TO AS1100 DRAWING STANDARDS.
- 316 S.S AND 316 S.S FASTENERS TO BE USED THROUGHOUT FOR COASTAL INSTALLATIONS OR ANY ENVIRONMENT WITH HIGH CORROSION.
- ALL TOLERANCES  $\pm 0.5\text{mm}$  UNLESS OTHERWISE SPECIFIED.

## MATERIAL

- MATERIAL: 316 STAINLESS STEEL
- COLOUR: NATURAL
- FINISH: 600 GRIT POLISH

STRUCTURAL DESIGN REVIEWED AND CERTIFIED FOR ISSUE

NAME: B.C. PLANT RPEQ: 8807  
SIGNATURE: ON ORIGINAL DATE: 10/ 05/ 18

ISSUE	AMENDMENT	DRAWN DATE	CHK'D DATE	APPR'D DATE
C	Dog Bowl Addition	MAY '18	JUN '18	NOV '18
B	Drawing Title Amended	FEB '16	JUL '16	JUL '16
A	Drawing Converted from UMS Series April 2014	APR '14	APR '14	APR '14

**DRAWING AUTHORISED FOR PUBLICATION**  
INGA CONDRC AUTHORISED 15/04/2014

ASSET ENGINEERING MANAGER  
STRATEGIC ASSET MANAGEMENT

**DESIGN APPROVED**

VICKI MARTIN SIGNATURE ON ORIGINAL

PRINCIPAL PLANNING OFFICER  
URBAN DESIGN

DESIGN	FORMZOO DESIGN	DATE	JUN '12
DRAWN	AB	DATE	JUN '12
CHECKED	VM	DATE	APR '13
DRAWING FILENAME	BSD-7331 (C) Drinking fountain - Valve mount - Sheet 20 of 27		
ASSOCIATED PLANS	SUPERSEDES UMS-569		

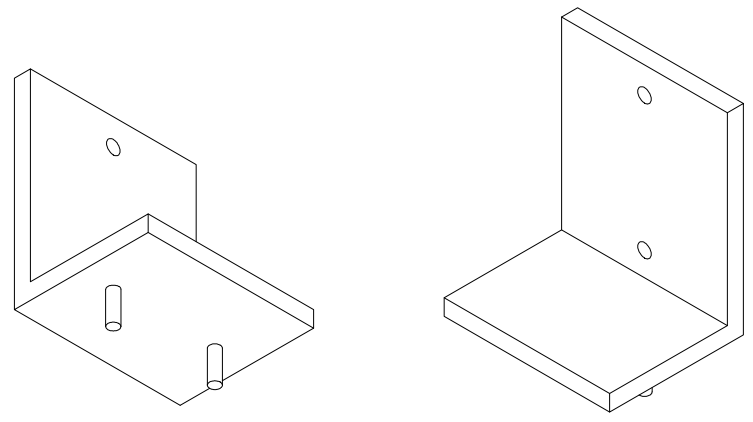


## BRISBANE CITY COUNCIL STANDARD DRAWING

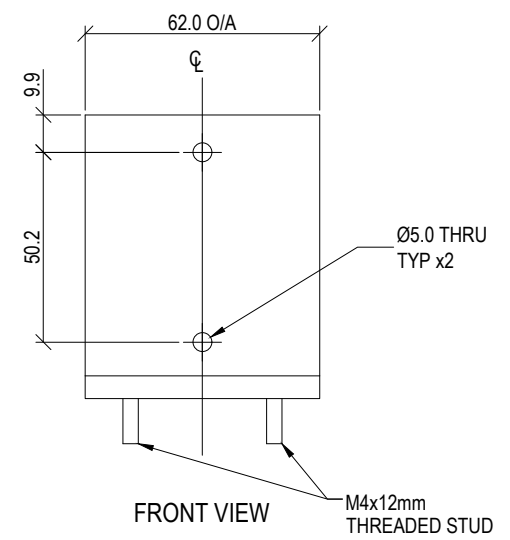
DRINKING FOUNTAIN  
VALVE MOUNT  
SHEET 20 OF 27

SCALE	1:2
DWG No.	BSD-7331
ORIGINAL SIZE	A3
REVISION	C

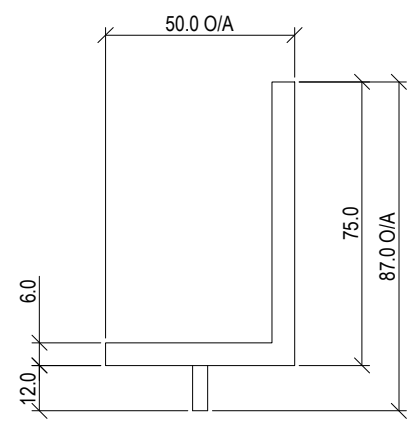




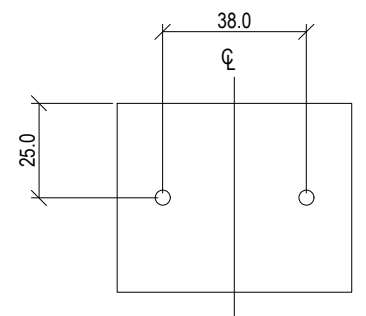
PICTORIAL VIEWS



FRONT VIEW



SIDE VIEW



BOTTOM VIEW

**STANDARDS**

DESIGNED IN ACCORDANCE WITH, AND FABRICATION TO MEET THE FOLLOWING STANDARDS:

1. AS1428.4.1:2009, TACTILE GROUND SURFACE INDICATORS FOR THE ORIENTATION OF PEOPLE WITH VISION IMPAIRMENT.
2. AS1627.4 METAL FINISHING -PREPARATION AND PRE-TREATMENT OF SURFACES - ABRASIVE BLAST CLEANING OF STEEL.
3. AS2312:2002/AMDT 1:2004, GUIDE TO PROTECTION OF IRON AND STEEL AGAINST EXTERIOR ATMOSPHERIC CORROSION, 1994.
4. GUIDE TO ENGINEERING PRACTICE, 'PEDESTRIANS', PART 13, AUSTRROADS.
5. AUSTRALIAN ROAD RULES , 1999, WWW.NRTC.GOV.AU
6. AS4506 -2005, METAL FINISHING-THERMOSET POWDER COATINGS.
7. AS4680:2006, HOT DIP GALVANISING.

**NOTES**

1. WELDING TO BE ACCORDANCE TO AS1554.1 CAT GP WELDING, ALL SHARP EDGES & BURRS REMOVED.
2. PART SHOULD BE SUPPLIED CLEAN AND FREE FROM MARKS, BURRS, SCUFFS, DISTORTION AND WARPAGE.
3. ENSURE ANTI-SEIZE IS ON ALL NUTS AND BOLTS PRIOR TO ASSEMBLY.
4. DRAWING TO AS1100 DRAWING STANDARDS.
5. 316 S.S AND 316 S.S FASTENERS TO BE USED THROUGHOUT FOR COASTAL INSTALLATIONS OR ANY ENVIRONMENT WITH HIGH CORROSION.
6. ALL TOLERANCES ± 0.5mm UNLESS OTHERWISE SPECIFIED.

**MATERIAL**

1. MATERIAL: 316 STAINLESS STEEL
2. COLOUR: NATURAL
3. FINISH: DEBURRED

STRUCTURAL DESIGN REVIEWED AND CERTIFIED FOR ISSUE	
NAME: B.C. PLANT	RPEQ: 8807
SIGNATURE: ON ORIGINAL	DATE: 10/ 05/ 18

ISSUE	AMENDMENT	DRAWN DATE	CHK'D DATE	APPR'D DATE
C	Dog Bowl Addition	MAY '18	JUN '18	NOV '18
B	Drawing Title Amended	FEB '16	JUL '16	JUL '16
A	Drawing Converted from UMS Series April 2014	APR '14	APR '14	APR '14

**DRAWING AUTHORISED FOR PUBLICATION**  
 INGA CONDRC AUTHORIZED 15/04/2014

ASSET ENGINEERING MANAGER  
 STRATEGIC ASSET MANAGEMENT

**DESIGN APPROVED**

VICKI MARTIN SIGNATURE ON ORIGINAL

PRINCIPAL PLANNING OFFICER  
 URBAN DESIGN

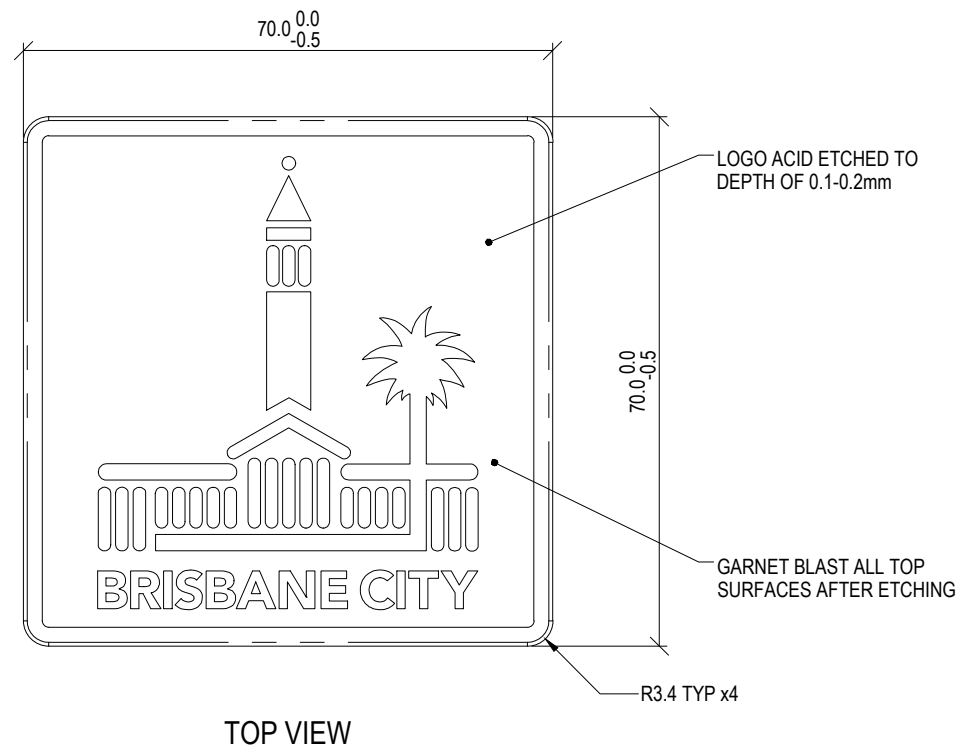
DESIGN	FORMZOO DESIGN	DATE	JUN '12
DRAWN	AB	DATE	JUN '12
CHECKED	VM	DATE	APR '13
DRAWING FILENAME	BSD-7331 (C) Drinking fountain - Valve mount - Sheet 21 of 27		
ASSOCIATED PLANS	SUPERSEDES UMS-569		



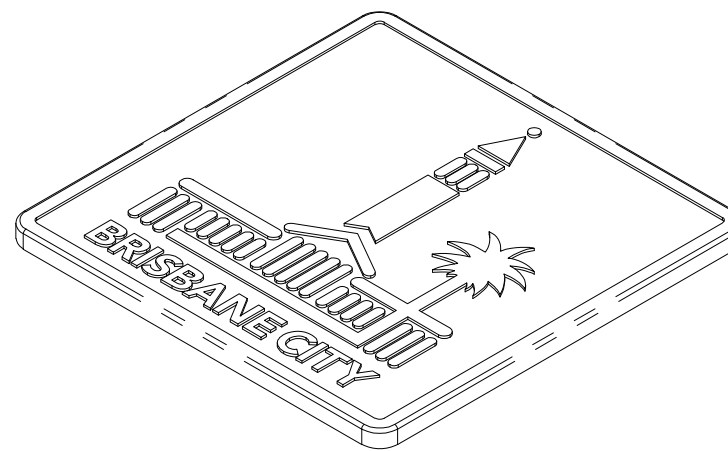
**BRISBANE CITY COUNCIL STANDARD DRAWING**

DRINKING FOUNTAIN  
 VALVE MOUNT  
 SHEET 21 OF 27

SCALE 1:2	
DWG No. BSD-7331	
ORIGINAL SIZE A3	REVISION C



TOP VIEW



PICTORIAL VIEW



FRONT VIEW

## STANDARDS

DESIGNED IN ACCORDANCE WITH, AND FABRICATION TO MEET THE FOLLOWING STANDARDS:

- AS1428.4.1:2009, TACTILE GROUND SURFACE INDICATORS FOR THE ORIENTATION OF PEOPLE WITH VISION IMPAIRMENT.
- AS1627.4 METAL FINISHING -PREPARATION AND PRE-TREATMENT OF SURFACES - ABRASIVE BLAST CLEANING OF STEEL.
- AS2312:2002/AMDT 1:2004, GUIDE TO PROTECTION OF IRON AND STEEL AGAINST EXTERIOR ATMOSPHERIC CORROSION, 1994.
- GUIDE TO ENGINEERING PRACTICE, 'PEDESTRIANS', PART 13, AUSTRROADS.
- AUSTRALIAN ROAD RULES , 1999, WWW.NRTC.GOV.AU
- AS4506 -2005, METAL FINISHING-THERMOSET POWDER COATINGS.
- AS4680:2006, HOT DIP GALVANISING.

## NOTES

- WELDING TO BE ACCORDANCE TO AS1554.1 CAT GP WELDING, ALL SHARP EDGES & BURRS REMOVED.
- PART SHOULD BE SUPPLIED CLEAN AND FREE FROM MARKS, BURRS, SCUFFS, DISTORTION AND WARPAGE.
- ENSURE ANTI-SEIZE IS ON ALL NUTS AND BOLTS PRIOR TO ASSEMBLY.
- DRAWING TO AS1100 DRAWING STANDARDS.
- 316 S.S AND 316 S.S FASTENERS TO BE USED THROUGHOUT FOR COASTAL INSTALLATIONS OR ANY ENVIRONMENT WITH HIGH CORROSION.
- ALL TOLERANCES  $\pm 1.5\text{mm}$  UNLESS OTHERWISE SPECIFIED.

## MATERIAL

- MATERIAL: 316 STAINLESS STEEL
- COLOUR: NATURAL
- FINISH: GARNET BLASTED

STRUCTURAL DESIGN REVIEWED AND CERTIFIED FOR ISSUE

NAME: B.C. PLANT RPEQ: 8807  
SIGNATURE: ON ORIGINAL DATE: 10/ 05/ 18

ISSUE	AMENDMENT	DRAWN DATE	CHK'D DATE	APPR'D DATE
D	Dog Bowl Addition	MAY '18	JUN '18	NOV '18
C	Logo Badge Etch Depth Amended	MAY '17	MAY '17	MAY '17
B	Drawing Title Amended	FEB '16	JUL '16	JUL '16
A	Drawing Converted from UMS Series April 2014	APR '14	APR '14	APR '14

**DRAWING AUTHORISED FOR PUBLICATION**  
INGA CONDRIK AUTHORISED 15/04/2014


ASSET ENGINEERING MANAGER  
STRATEGIC ASSET MANAGEMENT

**DESIGN APPROVED**

VICKI MARTIN SIGNATURE ON ORIGINAL

PRINCIPAL PLANNING OFFICER  
URBAN DESIGN

DESIGN	FORMZOO DESIGN	DATE	JUN '12
DRAWN	AB	DATE	JUN '12
CHECKED	VM	DATE	APR '13
DRAWING FILENAME	BSD-7331 (D) Drinking fountain - Logo badge - Sheet 22 of 27		
ASSOCIATED PLANS	SUPERSEDES UMS-569		



BRISBANE CITY COUNCIL STANDARD DRAWING	
DRINKING FOUNTAIN LOGO BADGE SHEET 22 OF 27	SCALE 1:1 DWG No. BSD-7331 ORIGINAL SIZE A3 REVISION D

ITEM NO.	DESCRIPTION	WITH DOG BOWL QTY.	STANDARD QTY.
1	Drinking Fountain Body	1	1
2	Drinking Fountain Access Panel	1	1
3	Drinking Fountain Top Plate	1	1
4	Drinking Fountain Logo Badge	2	2
5	Drinking Fountain Actuator	1	1
6	Drinking Fountain Actuator Arm	1	1
7	Drinking Fountain Mouth Piece	1	1
8	Drinking Fountain Actuator Arm Bush	1	1
9	Drinking Fountain Actuator Bush	2	2
10	Drinking Fountain Vertical Drain Plate	1	1
11	Drinking Fountain Bottle Refill Actuator	1	1
12	Drinking Fountain Bottle Refill Body	1	1
13	Drinking Fountain Vertical Basin	1	1
14	Drinking Fountain Bottle Refill Outlet	1	1
15	Drinking Fountain Valve Mount	1	1
16	Return Spring to Suit	1	1
17	3M Bumpon SJ5003	2	2
18	M4x16 304 Stainless Steel CSK Phillips Head Screw	14	14
19	M4 304 Stainless Steel Internal Tooth Washer	2	2
20	M4 304 Stainless Steel Nyloc Nut	14	14
21	M5x20 304 Stainless Steel Pan Phillips Head Screw	6	4
22	M5 304 Stainless Steel Washer	16	12
23	M5 304 Stainless Steel Spring Washer	5	5
24	M5 304 Stainless Steel Hex Nut	4	4
25	M5 304 Stainless Steel Nyloc Nut	11	9
26	M8 304 Stainless Steel Washer	6	4
27	M10x30 304 Stainless Steel Hex Bolt	2	2
28	M10 304 Stainless Steel Washer	6	6
29	M10 304 Stainless Steel Hex Nut	6	6
30	M20 304 Stainless Steel Half Nut	3	2
31	Dog Bowl Actuator	1	0
32	Dog Bowl	2	0
33	Dog Bowl Fill Nozzle	1	0
34	M8 x 16 304 Stainless Steel Hex Bolt	2	0

**DRINKING FOUNTAIN  
ASSEMBLY BOM  
REFER TO BSD-7331 SHEET 2  
FOR EXPLODED VIEW**

ITEM NO.	DESCRIPTION	WITH DOG BOWL QTY.	STANDARD QTY.
1	Drinking Fountain	1	1
2	Drinking Fountain Access Panel	1	1
3	Drinking Fountain Valve Mount	1	1
4	Drinking Fountain Mouth Piece	1	1
5	Drinking Fountain Bottle Refill Outlet	1	1
6	40mm Female Iron Connector	1	1
7	40mm Male Iron Connector	1	1
8	40mm PVC Pipe	2	2
9	Water Flow Valve 1KG Spring Force	3	2
10	Water Flow Regulator	1	1
11	Legris 45° Connector	2	2
12	Legris 90° Connector	2	1
13	John Guest Polyethylene Tubing (a)	1	1
14	John Guest Polyethylene Tubing (b)	1	1
15	John Guest Polyethylene Tubing (c)	1	1
16	John Guest Polyethylene Tubing (d)	1	1
17	John Guest Polyethylene Tubing (e)	1	1
18	M4 304 Stainless Steel Internal Tooth Washer	2	2
19	M4 304 Stainless Steel Nyloc Nut	2	2
20	M5x16mm 304 Stainless Steel CSK Phillips Head Screw	6	4
21	M20 304 Stainless Steel Half Nut	3	2
22	40mm PVC Tee Piece	1	1
47	Dog Bowl Valve Mount	1	0
51	Dog Bowl Fill Nozzle	1	0
52	John Guest Polyethylene Tubing (f)	1	0
53	John Guest Polyethylene Tubing (g)	1	0

**DRINKING FOUNTAIN  
PLUMBING BOM  
REFER TO BSD-7331 SHEET 3  
FOR EXPLODED VIEW**

**STANDARDS**

DESIGNED IN ACCORDANCE WITH, AND FABRICATION TO MEET THE FOLLOWING STANDARDS:

- AS1428.4.1:2009, TACTILE GROUND SURFACE INDICATORS FOR THE ORIENTATION OF PEOPLE WITH VISION IMPAIRMENT.
- AS1627.4 METAL FINISHING -PREPARATION AND PRE-TREATMENT OF SURFACES - ABRASIVE BLAST CLEANING OF STEEL.
- AS2312:2002/AMDT 1:2004, GUIDE TO PROTECTION OF IRON AND STEEL AGAINST EXTERIOR ATMOSPHERIC CORROSION, 1994.
- GUIDE TO ENGINEERING PRACTICE, 'PEDESTRIANS', PART 13, AUSTRROADS.
- AUSTRALIAN ROAD RULES , 1999, WWW.NRTC.GOV.AU
- AS4506 -2005, METAL FINISHING-THERMOSET POWDER COATINGS.
- AS4680:2006, HOT DIP GALVANISING.

**NOTES**

- WELDING TO BE ACCORDANCE TO AS1554.1 CAT GP WELDING, ALL SHARP EDGES & BURRS REMOVED.
- PART SHOULD BE SUPPLIED CLEAN AND FREE FROM MARKS, BURRS, SCUFFS, DISTORTION AND WARPAGE.
- ENSURE ANTI-SEIZE IS ON ALL NUTS AND BOLTS PRIOR TO ASSEMBLY.
- DRAWING TO AS1100 DRAWING STANDARDS.
- 316 S.S AND 316 S.S FASTENERS TO BE USED THROUGHOUT FOR COASTAL INSTALLATIONS OR ANY ENVIRONMENT WITH HIGH CORROSION.
- ALL TOLERANCES ± 1.5mm UNLESS OTHERWISE SPECIFIED.

**MATERIAL**

- MATERIAL: SEE COMPONENT DRAWING
- COLOUR: SEE COMPONENT DRAWING
- FINISH: SEE COMPONENT DRAWING

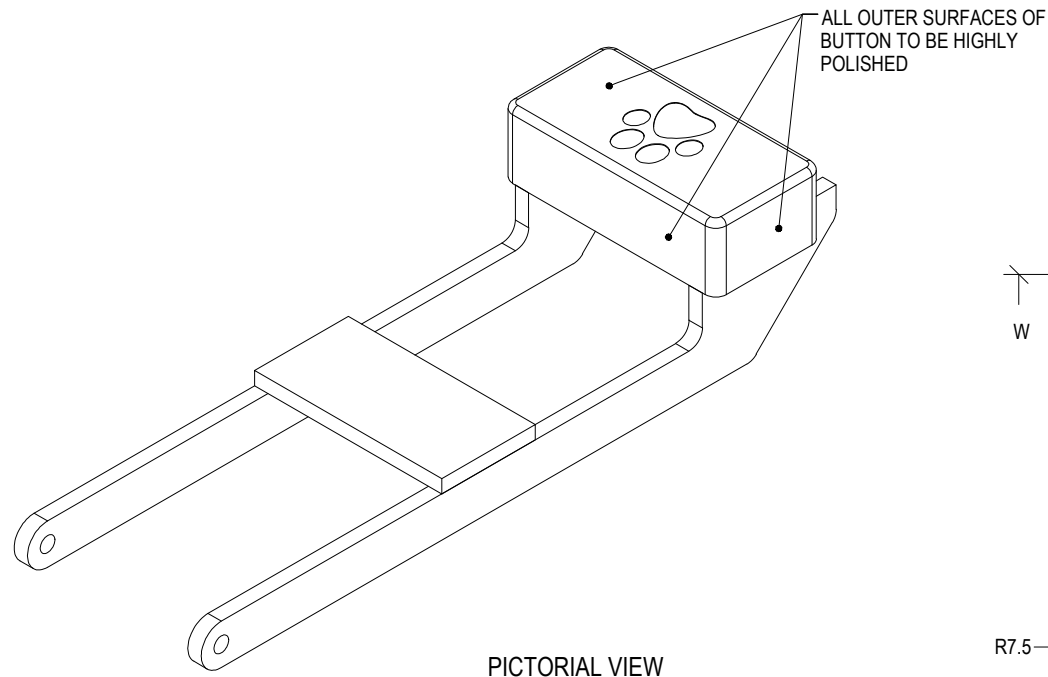
<b>STRUCTURAL DESIGN REVIEWED AND CERTIFIED FOR ISSUE</b>	
NAME: B.C. PLANT	RPEQ: 8807
SIGNATURE: ON ORIGINAL	DATE: 10/ 05/ 18

ISSUE	AMENDMENT	DRAWN DATE	CHK'D DATE	APPR'D DATE
C	Dog Bowl Addition	MAY '18	JUN '18	NOV '18
B	Drawing Title Amended	FEB '16	JUL '16	JUL '16
A	Drawing Converted from UMS Series April 2014	APR '14	APR '14	APR '14

<b>DRAWING AUTHORISED FOR PUBLICATION</b> INGA CONDRIK AUTHORISED 15/04/2014			
DESIGN	FORMZ00 DESIGN	DATE	JUN '12
DRAWN	AB	DATE	JUN '12
CHECKED	VM	DATE	APR '13
DRAWING FILENAME	BSD-7331 (C) Drinking fountain - Bill of materials - Sheet 23 of 27		
ASSOCIATED PLANS	SUPERSEDES UMS-569		
<b>DESIGN APPROVED</b> VICKI MARTIN SIGNATURE ON ORIGINAL PRINCIPAL PLANNING OFFICER URBAN DESIGN			

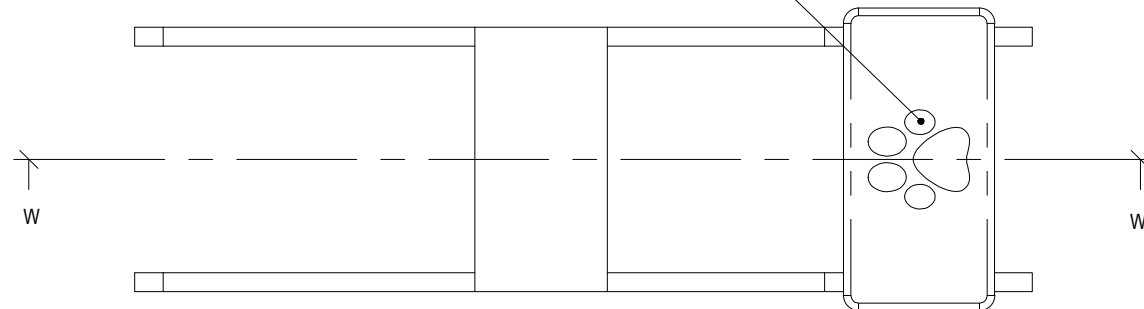


<b>BRISBANE CITY COUNCIL STANDARD DRAWING</b>	
DRINKING FOUNTAIN BILL OF MATERIALS SHEET 23 OF 27	
SCALE NOT TO SCALE	DWG No. <b>BSD-7331</b>
ORIGINAL SIZE <b>A3</b>	REVISION <b>C</b>

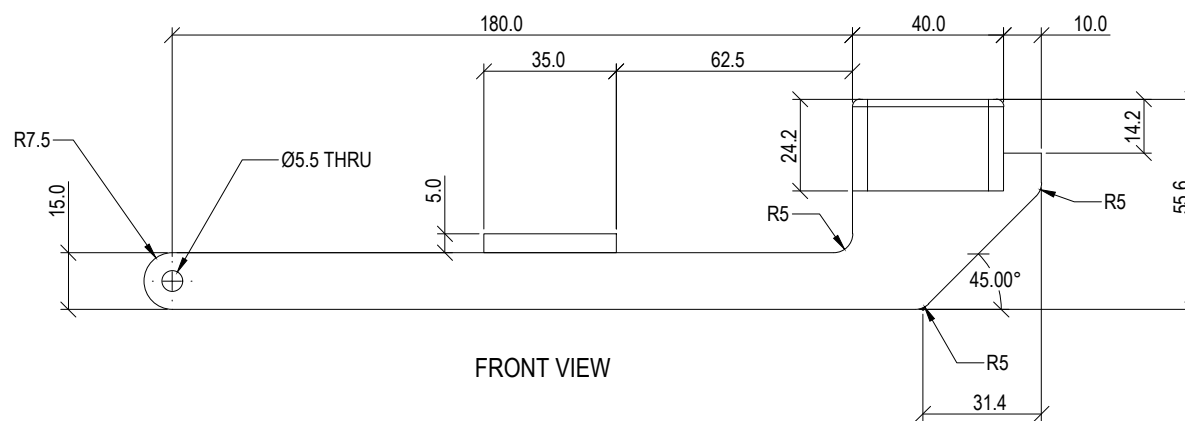


PICTORIAL VIEW

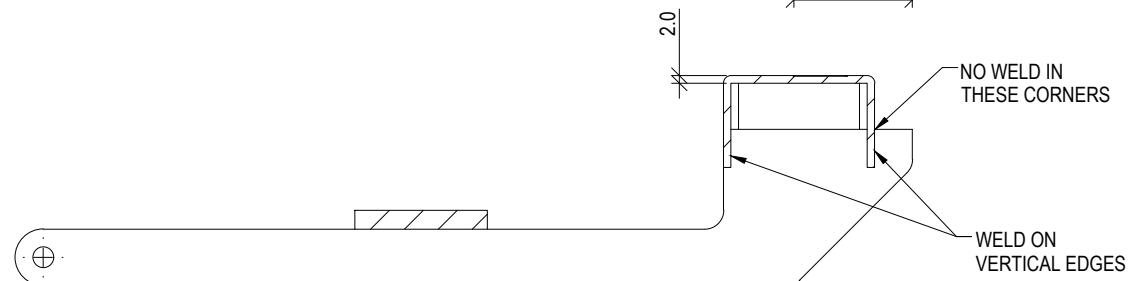
DOG PAW LOGO  
ACID ETCHED TO  
DEPTH OF 0.1-0.2mm



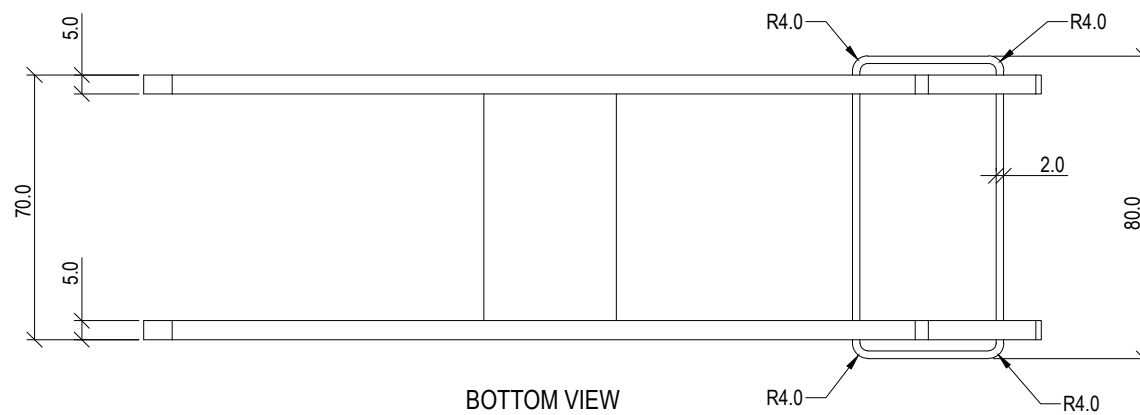
TOP VIEW



FRONT VIEW



SECTION W-W



BOTTOM VIEW

## STANDARDS

DESIGNED IN ACCORDANCE WITH, AND FABRICATION TO MEET THE FOLLOWING STANDARDS:

- AS1428.4.1:2009, TACTILE GROUND SURFACE INDICATORS FOR THE ORIENTATION OF PEOPLE WITH VISION IMPAIRMENT.
- AS1627.4 METAL FINISHING -PREPARATION AND PRE-TREATMENT OF SURFACES - ABRASIVE BLAST CLEANING OF STEEL.
- AS2312:2002/AMDT 1:2004, GUIDE TO PROTECTION OF IRON AND STEEL AGAINST EXTERIOR ATMOSPHERIC CORROSION, 1994.
- GUIDE TO ENGINEERING PRACTICE, 'PEDESTRIANS', PART 13, AUSTRROADS.
- AUSTRALIAN ROAD RULES , 1999, WWW.NRTC.GOV.AU
- AS4506 -2005, METAL FINISHING-THERMOSET POWDER COATINGS.
- AS4680:2006, HOT DIP GALVANISING.

## NOTES


- WELDING TO BE ACCORDANCE TO AS1554.1 CAT GP WELDING, ALL SHARP EDGES & BURRS REMOVED.
- PART SHOULD BE SUPPLIED CLEAN AND FREE FROM MARKS, BURRS, SCUFFS, DISTORTION AND WARPAGE.
- ENSURE ANTI-SEIZE IS ON ALL NUTS AND BOLTS PRIOR TO ASSEMBLY.
- DRAWING TO AS1100 DRAWING STANDARDS.
- 316 S.S AND 316 S.S FASTENERS TO BE USED THROUGHOUT FOR COASTAL INSTALLATIONS OR ANY ENVIRONMENT WITH HIGH CORROSION.
- ALL TOLERANCES  $\pm 0.5\text{mm}$  UNLESS OTHERWISE SPECIFIED.

## MATERIAL

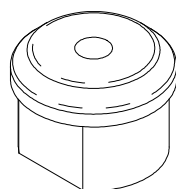
- MATERIAL: 316 STAINLESS STEEL
- COLOUR: NATURAL
- FINISHES:  
NOZZLE - 600 GRIT POLISHED  
ACTUATOR - DEBURRED FRAME WITH HIGHLY POLISHED BUTTON AND ETCHED LOGO.

STRUCTURAL DESIGN REVIEWED AND  
CERTIFIED FOR ISSUE

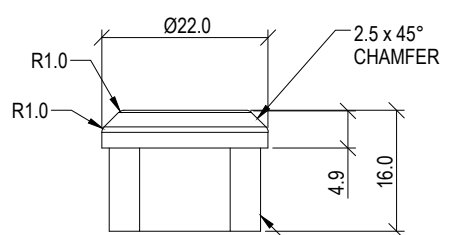
NAME: B.C. PLANT RPEQ: 8807  
SIGNATURE: ON ORIGINAL DATE: 10/ 05/ 18



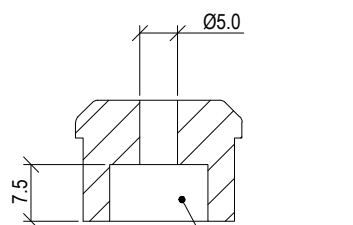
TOP VIEW



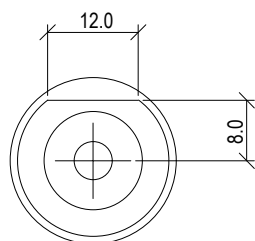
PICTORIAL VIEW



FRONT VIEW



SECTION X-X  
SCALE 1 : 1



BOTTOM VIEW

DOG BOWL NOZZLE  
SCALE 1:1

DRAWING AUTHORISED FOR PUBLICATION

INGA CONDRIK

PRINCIPAL ENGINEER  
STRATEGIC ASSET MANAGEMENT PLANNING

DESIGN APPROVED

VICKI MARTIN

PRINCIPAL PLANNING OFFICER  
URBAN DESIGN

DESIGN FORMZOO DESIGN DATE MAY '18

DRAWN SC DATE MAY '18

CHECKED Urban Design DATE MAY '18

DRAWING FILENAME BSD-7331 (A) Drinking fountain - Dog bowl actuator and nozzle - Sheet 24 of 27

ASSOCIATED PLANS



BRISBANE CITY COUNCIL STANDARD DRAWING

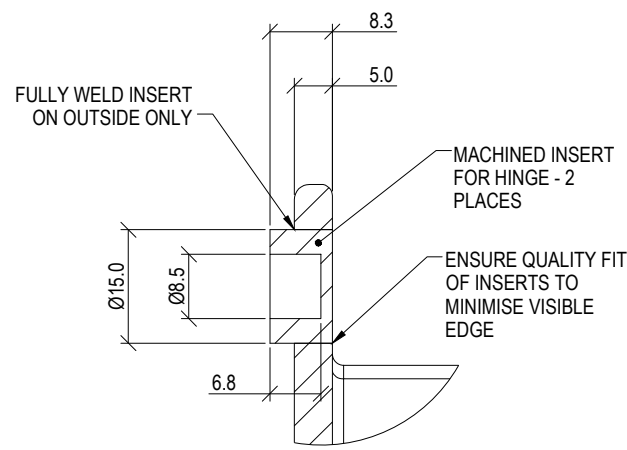
DRINKING FOUNTAIN  
DOG BOWL ACTUATOR & NOZZLE  
SHEET 24 OF 27

SCALE 1:2

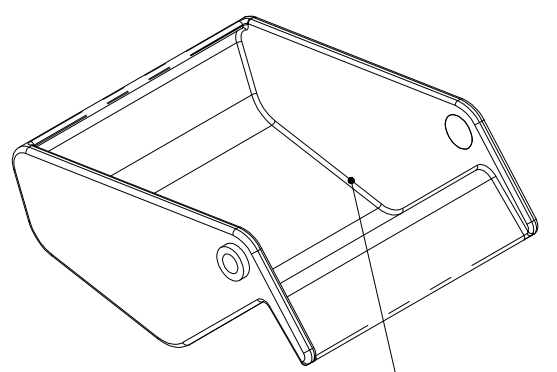
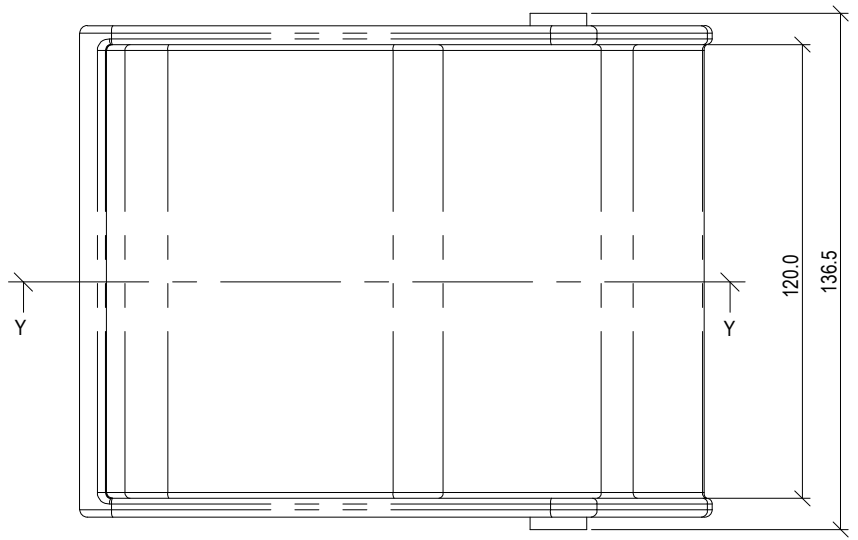
DWG No. BSD-7331

ORIGINAL SIZE A3 REVISION A

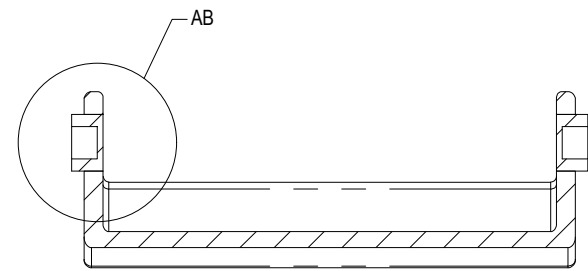
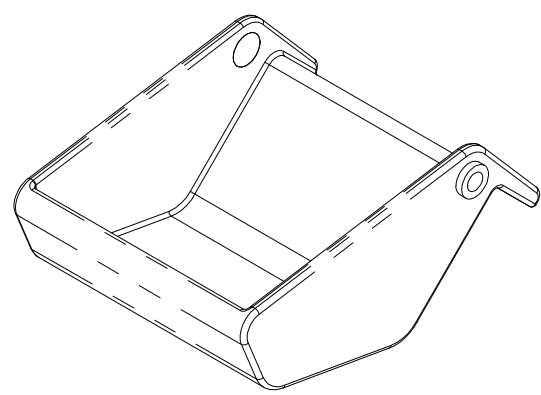
ISSUE	AMENDMENT	DRAWN DATE	CHK'D DATE	APPR'D DATE
A	Original Issue - Dog Bowl Additional	MAY '18	JUN '18	NOV '18



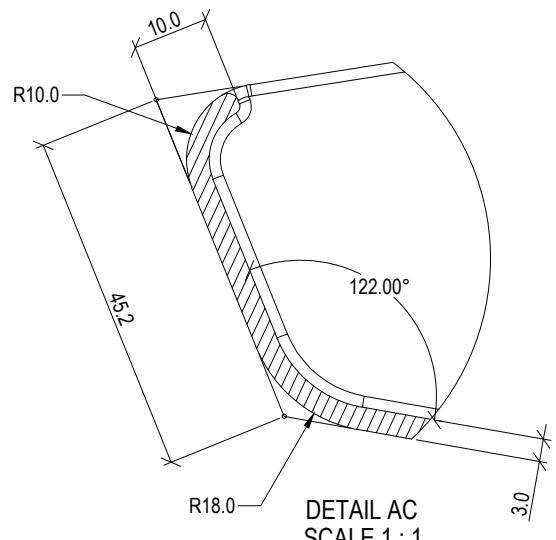
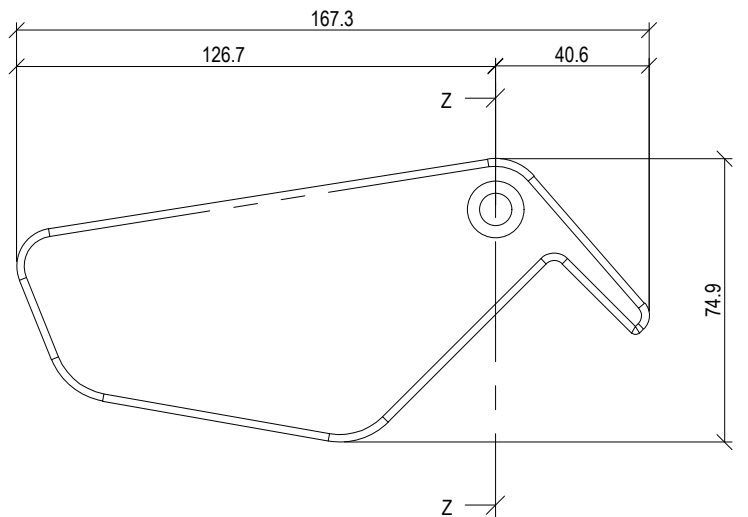
DETAIL AB  
SCALE 1:1



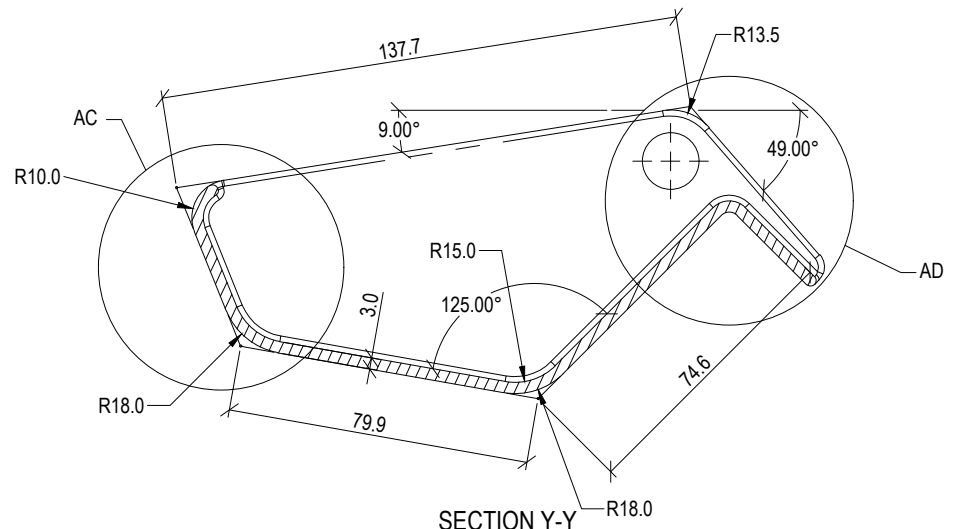
FULLY WELD ALL JOINING MATERIAL AND CLEAN BACK TO SMOOTH FINISH - ROUND ALL EDGES - R1.5mm



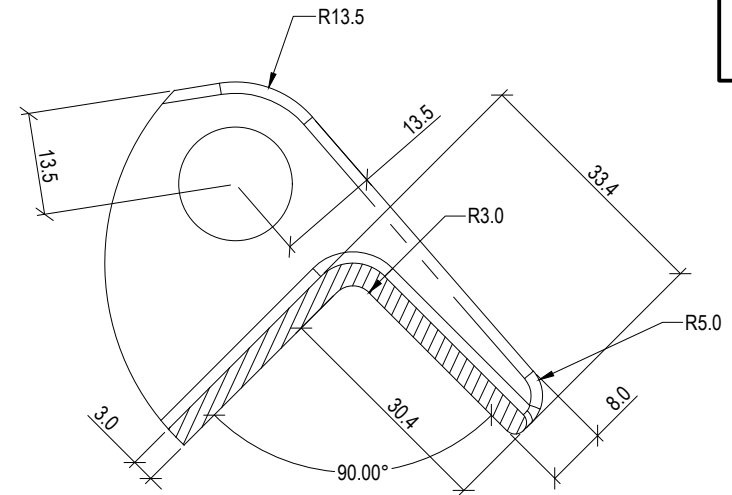
SECTION Z-Z



DETAIL AC  
SCALE 1:1



SECTION Y-Y



DETAIL AD  
SCALE 1:1

### STANDARDS

DESIGNED IN ACCORDANCE WITH, AND FABRICATION TO MEET THE FOLLOWING STANDARDS:

- AS1428.4.1:2009, TACTILE GROUND SURFACE INDICATORS FOR THE ORIENTATION OF PEOPLE WITH VISION IMPAIRMENT.
- AS1627.4 METAL FINISHING - PREPARATION AND PRE-TREATMENT OF SURFACES - ABRASIVE BLAST CLEANING OF STEEL.
- AS2312:2002/AMDT 1:2004, GUIDE TO PROTECTION OF IRON AND STEEL AGAINST EXTERIOR ATMOSPHERIC CORROSION, 1994.
- GUIDE TO ENGINEERING PRACTICE, 'PEDESTRIANS', PART 13, AUSTRROADS.
- AUSTRALIAN ROAD RULES, 1999, WWW.NRTC.GOV.AU
- AS4506 -2005, METAL FINISHING-THERMOSET POWDER COATINGS.
- AS4680:2006, HOT DIP GALVANISING.

### NOTES

- WELDING TO BE ACCORDANCE TO AS1554.1 CAT GP WELDING, ALL SHARP EDGES & BURRS REMOVED.
- PART SHOULD BE SUPPLIED CLEAN AND FREE FROM MARKS, BURRS, SCUFFS, DISTORTION AND WARPAGE.
- ENSURE ANTI-SEIZE IS ON ALL NUTS AND BOLTS PRIOR TO ASSEMBLY.
- DRAWING TO AS1100 DRAWING STANDARDS.
- 316 S.S AND 316 S.S FASTENERS TO BE USED THROUGHOUT FOR COASTAL INSTALLATIONS OR ANY ENVIRONMENT WITH HIGH CORROSION.
- ALL TOLERANCES  $\pm 0.5\text{mm}$  UNLESS OTHERWISE SPECIFIED.

### MATERIAL

- MATERIAL: 316 STAINLESS STEEL
- COLOUR: NATURAL
- FINISH: GARNET BLASTED ALL OVER.

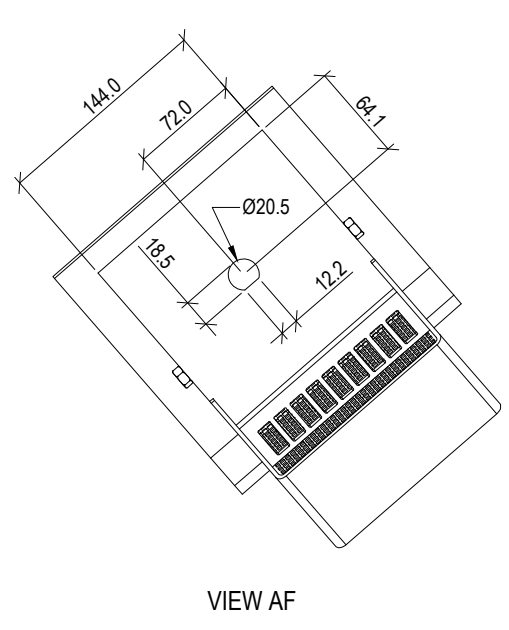
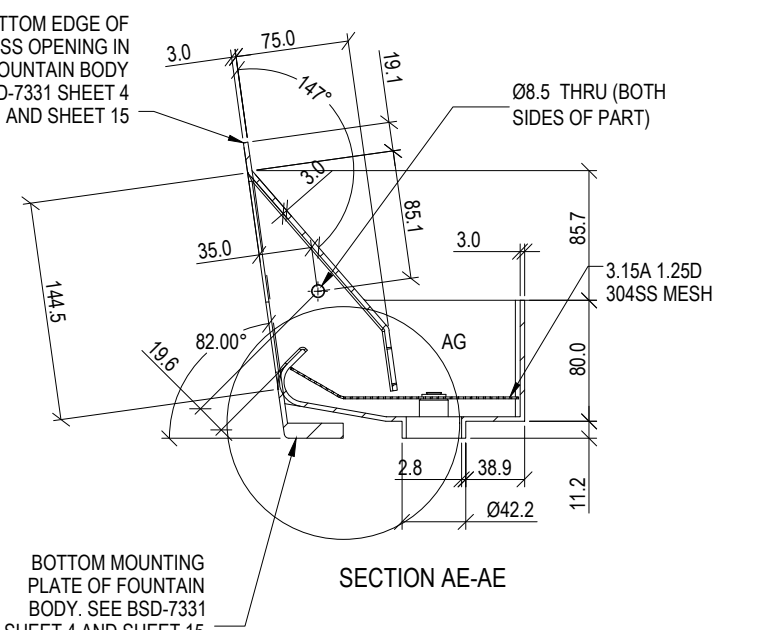
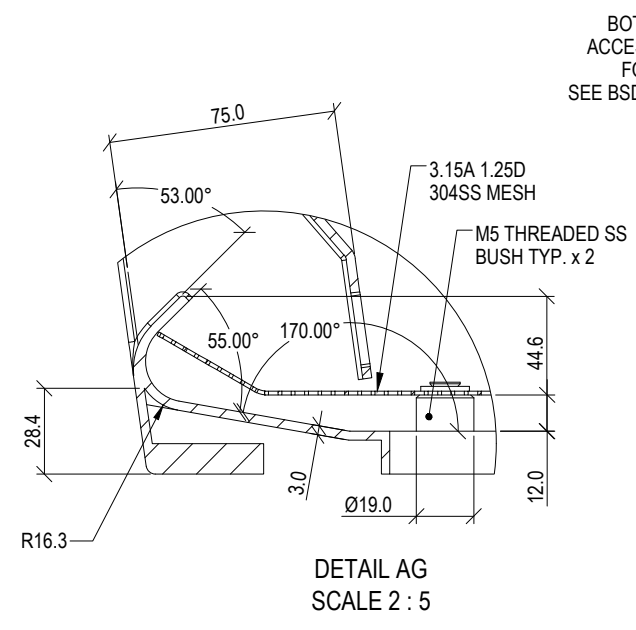
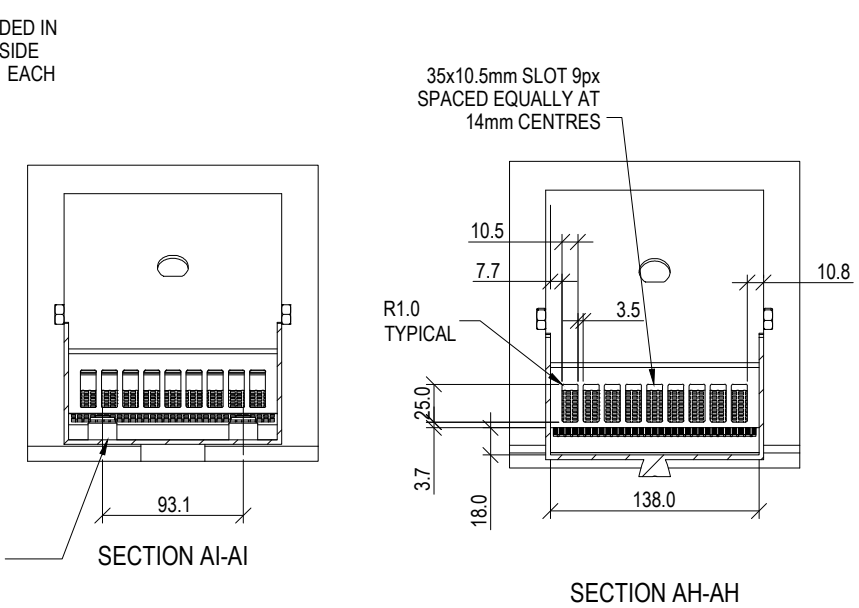
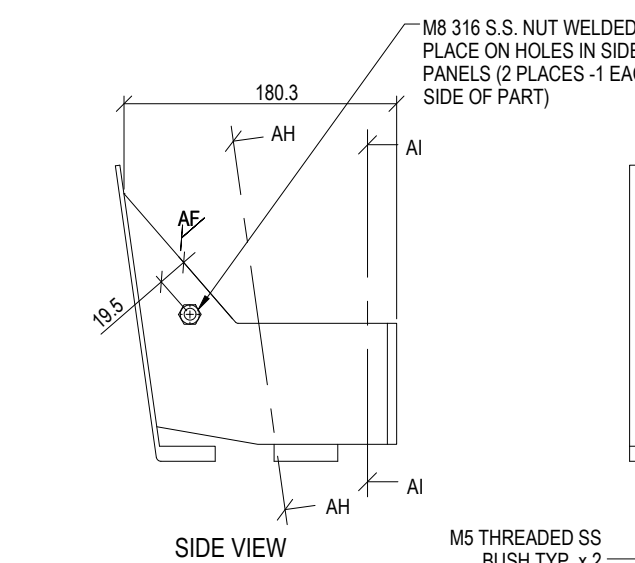
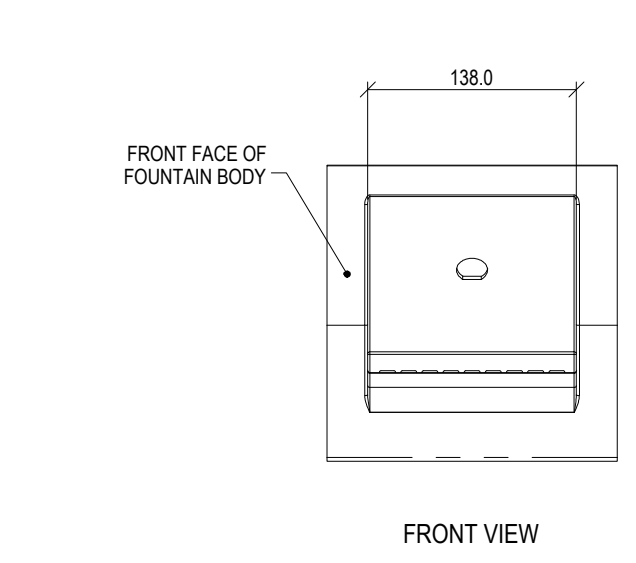
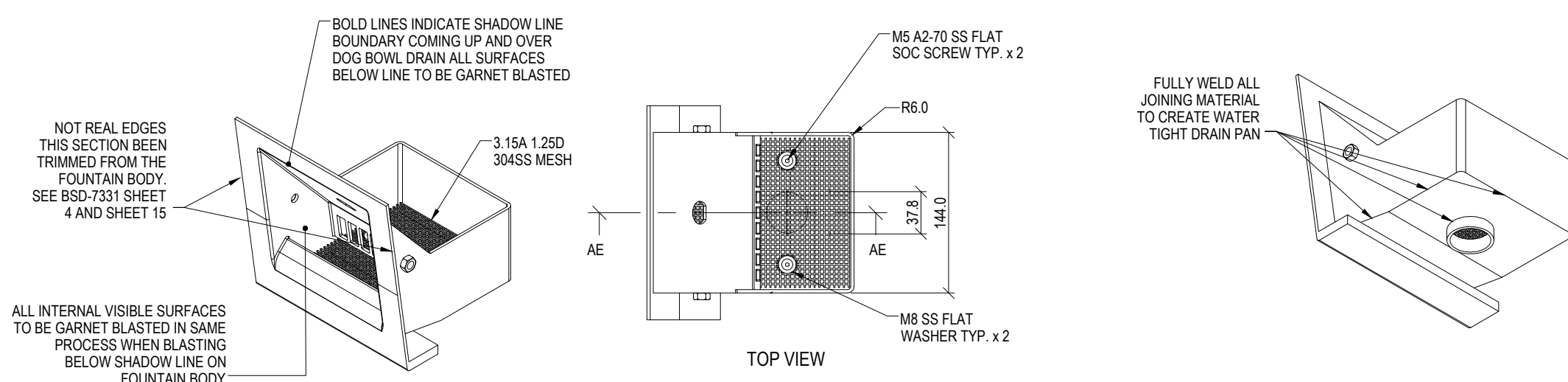
<b>STRUCTURAL DESIGN REVIEWED AND CERTIFIED FOR ISSUE</b>			
NAME:	B.C. PLANT	RPEQ:	8807
SIGNATURE:	ON ORIGINAL	DATE:	10/ 05/ 18

ISSUE	AMENDMENT	DRAWN DATE	CHK'D DATE	APPR'D DATE
A	Original Issue - Dog Bowl Additional	MAY '18	JUN '18	NOV '18

<b>DRAWING AUTHORISED FOR PUBLICATION</b>			
INGA CONDRIK			
PRINCIPAL ENGINEER STRATEGIC ASSET MANAGEMENT PLANNING			
<b>DESIGN APPROVED</b>			
VICKI MARTIN			
PRINCIPAL PLANNING OFFICER URBAN DESIGN			
DESIGN	FORMZOO DESIGN	DATE	MAY '18
DRAWN	SC	DATE	MAY '18
CHECKED	Urban Design	DATE	MAY '18
DRAWING FILENAME	BSD-7331 (A) Drinking fountain - Dog bowl - Sheet 25 of 27		
ASSOCIATED PLANS			



<b>BRISBANE CITY COUNCIL STANDARD DRAWING</b>	
DRINKING FOUNTAIN DOG BOWL SHEET 25 OF 27	
SCALE	1:2
DWG No.	BSD-7331
ORIGINAL SIZE	A3
REVISION	A



- ### STANDARDS
- DESIGNED IN ACCORDANCE WITH, AND FABRICATION TO MEET THE FOLLOWING STANDARDS:
- AS1428.4.1:2009, TACTILE GROUND SURFACE INDICATORS FOR THE ORIENTATION OF PEOPLE WITH VISION IMPAIRMENT.
  - AS1627.4 METAL FINISHING -PREPARATION AND PRE-TREATMENT OF SURFACES - ABRASIVE BLAST CLEANING OF STEEL.
  - AS2312:2002/AMDT 1:2004, GUIDE TO PROTECTION OF IRON AND STEEL AGAINST EXTERIOR ATMOSPHERIC CORROSION, 1994.
  - GUIDE TO ENGINEERING PRACTICE, 'PEDESTRIANS', PART 13, AUSTRROADS.
  - AUSTRALIAN ROAD RULES, 1999, WWW.NRTC.GOV.AU
  - AS4506 -2005, METAL FINISHING-THERMOSET POWDER COATINGS.
  - AS4680:2006, HOT DIP GALVANISING.

- ### NOTES
- WELDING TO BE ACCORDANCE TO AS1554.1 CAT GP WELDING, ALL SHARP EDGES & BURRS REMOVED.
  - PART SHOULD BE SUPPLIED CLEAN AND FREE FROM MARKS, BURRS, SCUFFS, DISTORTION AND WARPAGE.
  - ENSURE ANTI-SEIZE IS ON ALL NUTS AND BOLTS PRIOR TO ASSEMBLY.
  - DRAWING TO AS1100 DRAWING STANDARDS.
  - 316 S.S AND 316 S.S FASTENERS TO BE USED THROUGHOUT FOR COASTAL INSTALLATIONS OR ANY ENVIRONMENT WITH HIGH CORROSION.
  - ALL TOLERANCES  $\pm 0.5\text{mm}$  UNLESS OTHERWISE SPECIFIED.

- ### MATERIAL
- MATERIAL: 316 STAINLESS STEEL
  - COLOUR: NATURAL
  - FINISH: GARNET BLASTED AS PART OF FOUNTAIN BODY

**STRUCTURAL DESIGN REVIEWED AND CERTIFIED FOR ISSUE**

NAME: B.C. PLANT RPEQ: 8807

SIGNATURE: ON ORIGINAL DATE: 10/ 05/ 18

ISSUE	AMENDMENT	DRAWN DATE	CHK'D DATE	APPR'D DATE
A	Original Issue - Dog Bowl Addition	MAY '18	JUN '18	NOV '18

<b>DRAWING AUTHORISED FOR PUBLICATION</b> INGA CONDRIK			
DESIGN	FORMZOO DESIGN	DATE	MAY '18
DRAWN	SC	DATE	MAY '18
CHECKED	Urban Design	DATE	MAY '18
DRAWING FILENAME	BSD-7331 (A) Drinking fountain - Dog bowl recess_drain - Sheet 26 of 27		
ASSOCIATED PLANS			
<b>DESIGN APPROVED</b> VICKI MARTIN			
PRINCIPAL PLANNING OFFICER URBAN DESIGN			



**BRISBANE CITY COUNCIL STANDARD DRAWING**

DRINKING FOUNTAIN  
DOG BOWL RECESS/DRAIN  
SHEET 26 OF 27

SCALE 1:2	
DWG No. <b>BSD-7331</b>	
ORIGINAL SIZE <b>A3</b>	REVISION <b>A</b>

## STANDARDS

DESIGNED IN ACCORDANCE WITH, AND FABRICATION TO MEET THE FOLLOWING STANDARDS:

- AS1428.4.1:2009, TACTILE GROUND SURFACE INDICATORS FOR THE ORIENTATION OF PEOPLE WITH VISION IMPAIRMENT.
- AS1627.4 METAL FINISHING -PREPARATION AND PRE-TREATMENT OF SURFACES - ABRASIVE BLAST CLEANING OF STEEL.
- AS2312:2002/AMDT 1:2004, GUIDE TO PROTECTION OF IRON AND STEEL AGAINST EXTERIOR ATMOSPHERIC CORROSION, 1994.
- GUIDE TO ENGINEERING PRACTICE, 'PEDESTRIANS', PART 13, AUSTRROADS.
- AUSTRALIAN ROAD RULES, 1999, WWW.NRTC.GOV.AU
- AS4506 -2005, METAL FINISHING-THERMOSET POWDER COATINGS.
- AS4680:2006, HOT DIP GALVANISING.

## NOTES

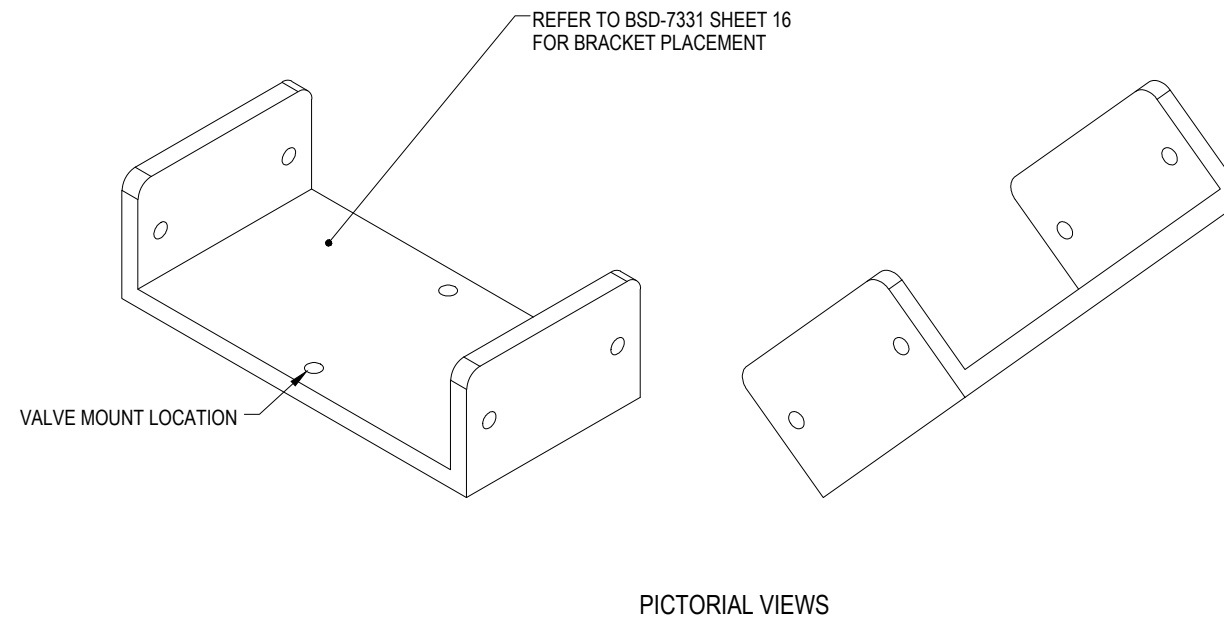
- WELDING TO BE ACCORDANCE TO AS1554.1 CAT GP WELDING, ALL SHARP EDGES & BURRS REMOVED.
- PART SHOULD BE SUPPLIED CLEAN AND FREE FROM MARKS, BURRS, SCUFFS, DISTORTION AND WARPAGE.
- ENSURE ANTI-SEIZE IS ON ALL NUTS AND BOLTS PRIOR TO ASSEMBLY.
- DRAWING TO AS1100 DRAWING STANDARDS.
- 316 S.S AND 316 S.S FASTENERS TO BE USED THROUGHOUT FOR COASTAL INSTALLATIONS OR ANY ENVIRONMENT WITH HIGH CORROSION.
- ALL TOLERANCES  $\pm 0.5\text{mm}$  UNLESS OTHERWISE SPECIFIED.

## MATERIAL

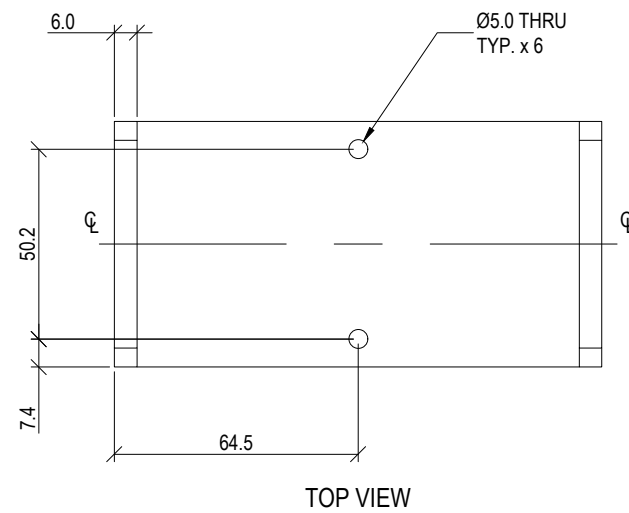
- MATERIAL: 316 STAINLESS STEEL
- COLOUR: NATURAL
- FINISH: DEBURRED

STRUCTURAL DESIGN REVIEWED AND CERTIFIED FOR ISSUE

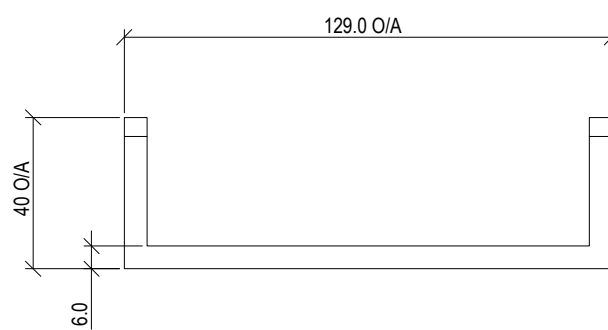
NAME: B.C. PLANT RPEQ: 8807  
SIGNATURE: ON ORIGINAL DATE: 10/ 05/ 18



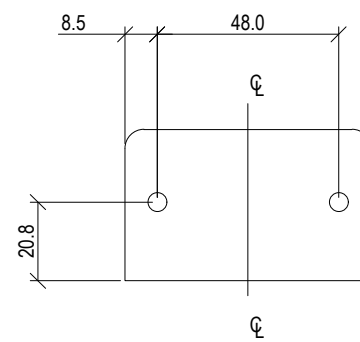
PICTORIAL VIEWS



TOP VIEW



FRONT VIEW



SIDE VIEW

### DRAWING AUTHORISED FOR PUBLICATION

INGA CONDRIĆ

PRINCIPAL ENGINEER  
STRATEGIC ASSET MANAGEMENT PLANNING  
DESIGN APPROVED

VICKI MARTIN

PRINCIPAL PLANNING OFFICER  
URBAN DESIGN

DESIGN	FORMZOO DESIGN	DATE	MAY '18
DRAWN	SC	DATE	MAY '18
CHECKED	Urban Design	DATE	MAY '18
DRAWING FILENAME	BSD-7331 (A) Drinking fountain - Dog bowl valve mount - Sheet 27 of 27		
ASSOCIATED PLANS			



## BRISBANE CITY COUNCIL STANDARD DRAWING

DRINKING FOUNTAIN  
DOG BOWL VALVEMOUNT  
SHEET 27 OF 27

SCALE 1:2

DWG No. BSD-7331

ORIGINAL SIZE A3 REVISION A

ISSUE	AMENDMENT	DRAWN DATE	CHK'D DATE	APPR'D DATE
A	Original Issue - Dog Bowl Addition	MAY '18	JUN '18	NOV '18