

SUFFIX CODES FOR CLASSES 1 TO 3 ONLY RESTRICTION TIMES			COMMON SUFFIX CODES (ALL CLASSES)		
SUFFIX	MONDAY - FRIDAY	SATURDAY	SUFFIX	MONDAY - FRIDAY	SATURDAY
B	7AM - 9AM	----	Q+	7AM - 9AM	----
C	7AM - 4PM	----		4PM - 7PM	----
E	9AM - 4PM	----		G+	9AM - 4PM
F	9AM - 4PM	8AM - 12 NOON	SUFFIX	DESCRIPTION	
G	4PM - 6PM	----	L	LEFT ONLY (ARROW)	
H	6AM - 9AM	----	R	RIGHT ONLY (ARROW)	
K	3PM - 6PM	----	D	DOUBLE (ARROW)	
M	2PM - 4PM	----	( )	YELLOW SIGN OR PANEL	
N	8AM - 5:30PM	8AM - 12 NOON	A	ALL OTHER TIMES	
P	7AM - 9AM 2PM - 4PM	----	J	DAILY (OVERRIDES MON-FRI & SAT WHEN USED WITH OTHER TIME SUFFIX)	
Q	7AM - 9AM 4PM - 6PM	----	Y	SCHOOL DAYS (OVERRIDES MON-FRI & SAT WHEN USED WITH OTHER TIME SUFFIX)	
S	4PM - 7PM	----	Z1, Z2...	OTHER SPECIFIED TIMES	
T	7AM - 7PM	----	b	BICYCLES ONLY (BICYCLE SYMBOL + 'ONLY')	SIGN CODE '6' ONLY
U	9AM - 6PM	----		dp	DISABILITY PARKING ONLY (BLUE SYMBOL)
V	8AM - 4PM	----	e	EVENT DAYS ONLY	
W	7AM - 6PM	----	ax	AUTHORISED PERMITS EXCEPTED	PLACED AFTER DIRECTION CODE
X	7AM - 6PM	7AM - 12 NOON	ex	EVENT DAYS EXCEPTED	
SUFFIX CODES FOR CLASSES 4 TO 8 AND PAY AND DISPLAY METER OPERATIONAL TIMES			rx	RESIDENT PERMITS EXCEPTED	PLACED AFTER DIRECTION CODE
			ev	ELECTRIC VEHICLES ONLY	
SUFFIX	MONDAY - FRIDAY	SATURDAY	m/c	MOTORCYCLES ONLY	
BB	7AM - 4PM	----	pc	PEDICABS ONLY	
CC	8AM - 4PM	----	t	TOW AWAY	
EE	8AM - 5:30PM	----	zn	ZONE NUMBER	
FF	9AM - 6PM	----	SUFFIX CODES FOR CLASSES 6, 7 AND 8 ONLY (ALL TIMES)		
GG	9AM - 4PM	----	pa	PAY BY APP	PARALLEL, ANGLE OR CENTRE PARKING ONLY
HH	9AM - 5:30PM	----			
KK	6AM - 4PM	6AM - 12 NOON			
MM	8AM - 4PM	8AM - 12 NOON			
NN	8AM - 5:30PM	8AM - 12 NOON			
PP	9AM - 4PM	8AM - 11AM			
QQ	9AM - 4PM	8AM - 12 NOON			
SS	9AM - 5:30PM	8AM - 12 NOON			
TT	6AM - 6PM	6AM - 12 NOON			
UU	7AM - 6PM	7AM - 12 NOON			
VV	9AM - 6PM	6AM - 12 NOON			
WW	7AM - 9AM 2PM - 4PM	----			
XX	REAR END IN				

**NOTES:**

- FOR THE FOLLOWING SIGN CODES, WHERE THE CODE LEGEND IS THE ONLY MESSAGE ON THE PLATE (i.e. THERE ARE NO TIMES), THE LEGEND IS TO BE APPLIED/SCREENED 130mm FROM THE TOP OF THE PLATE.
  - NO STANDING [CODE 1]
  - NO PARKING [CODE 3]
  - LOADING ZONE [CODE 4]
  - MAIL ZONE [CODE 10]
  - BUS ZONE [CODE 20]
  - TAXI ZONE [CODE 23]
- FOR THE FOLLOWING SIGN CODES, WHERE THE CODE LEGEND IS THE ONLY MESSAGE ON THE PLATE (i.e. THERE ARE NO TIMES), THE LEGEND IS TO BE APPLIED/SCREENED 100mm FROM THE TOP OF THE PLATE.
  - LOADING ZONE - PASSENGER 2 MINS MAX [CODE 43]
  - LOADING ZONE (CONSTRUCTION VEHICLES) [CODE 44]
- THE MINIMUM PLATE SIZE FOR SIGN CODES WHERE THE CODE LEGEND IS THE ONLY MESSAGE ON THE PLATE (i.e. THERE ARE NO TIMES) IS TO BE USED IS 225mm x 450mm.
- BLACK SEPARATION LINES SHALL **NOT** BE USED ON PARKING PLATES.
- 'Z' TIMES ARE TO BE SPECIFIED FOR EACH SIGN AS REQUIRED. WHERE THERE IS A REQUIREMENT OF MORE THAN ONE TIME TO BE SPECIFIED, A TABLE IS TO BE INCLUDED ON THE DRAWING SPECIFYING EACH Z TIME. FOR EXAMPLE:
  - Z1=TIME RANGE 1
  - Z2=TIME RANGE 2 ETC.

**LEGEND:**

- SIGN AND SUFFIX CODES FOR RESTRICTIVE SIGNS (CLASSES 1-4) ONLY
- SIGN AND SUFFIX CODES FOR PERMISSIVE SIGNS (CLASSES 5-8) ONLY
- COMMON SUFFIX CODES FOR RESTRICTIVE AND PERMISSIVE SIGNS (ALL CLASSES)



PANEL BY PANEL DESCRIPTION

PANEL 1 62Z1R Z1: 7AM - 7PM MON-FRI
PANEL 2 64ARax
PANEL 3 (3Z2eRax) Z2: 4PM - MIDNIGHT

**EXAMPLE 1**  
AS SHOWN ON DOCUMENTS  
62Z1R/64ARax/(3Z2eRax)  
Z1: 7AM - 7PM MON-FRI  
Z2: 4PM - MIDNIGHT



PANEL BY PANEL DESCRIPTION

PANEL 1 4Z1R Z1: 7AM - 3:30PM MON-FRI
PANEL 2 21Z2tD Z2: 3:30PM - MIDNIGHT
PANEL 3 6AR

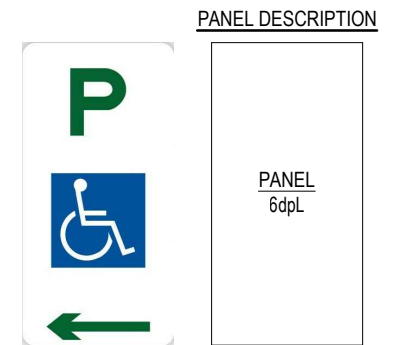
**EXAMPLE 2**  
AS SHOWN ON DOCUMENTS  
4Z1R/21Z2tD/6AR  
Z1: 7AM - 3:30PM MON-FRI  
Z2: 3:30PM - MIDNIGHT



PANEL BY PANEL DESCRIPTION

PANEL 1 1L	PANEL 2 54Z1zn'5409'R Z1: 7AM - 3:30PM MON-FRI
PANEL 3 21Z2tR Z2: 3:30PM - MIDNIGHT	
PANEL 4 6AR	

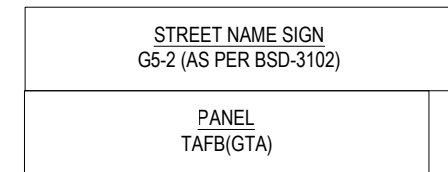

**EXAMPLE 3**  
AS SHOWN ON DOCUMENTS  
1L,54Z1zn'5409'R/21Z2tR/6AR  
Z1: 7AM - 3:30PM MON-FRI  
Z2: 3:30PM - MIDNIGHT



PANEL DESCRIPTION

PANEL 6dpL
---------------

**EXAMPLE 4**  
AS SHOWN ON DOCUMENTS  
6dpL



**EXAMPLE 5**  
AS SHOWN ON DOCUMENTS  
TAFB(GTA)  
(INSTALLED BELOW STREET NAME SIGN (G5-2))

THE PURPOSE OF THIS STANDARD DRAWING IS TO PROVIDE TYPICAL DETAILS THAT SUPPORT THE DESIRED OUTCOMES OF THE BRISBANE CITY PLAN 2014 AND ASSOCIATED PLANNING SCHEME POLICIES. THE FITNESS FOR PURPOSE OF THIS STANDARD DRAWING FOR A SPECIFIC PROJECT SHOULD BE ASSESSED AND ACCEPTED BY AN APPROPRIATELY QUALIFIED DESIGNER AND/OR REGISTERED PROFESSIONAL ENGINEER OF QUEENSLAND (RPEQ).



BRISBANE CITY COUNCIL STANDARD DRAWING

BRISBANE CITY COUNCIL  
KERBSIDE ALLOCATION SIGN CODES  
SHEET 2 OF 2

PUBLISH DATE JUN 2023	
SCALE NOT TO SCALE	
DRAWING NUMBER BSD-3101	
ORIGINAL SIZE A3	REVISION E