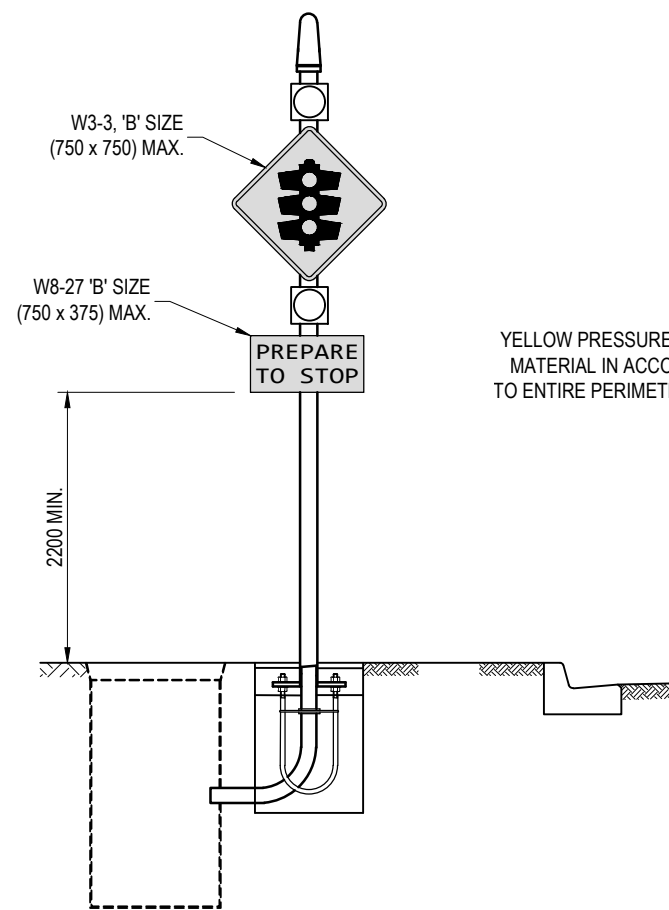
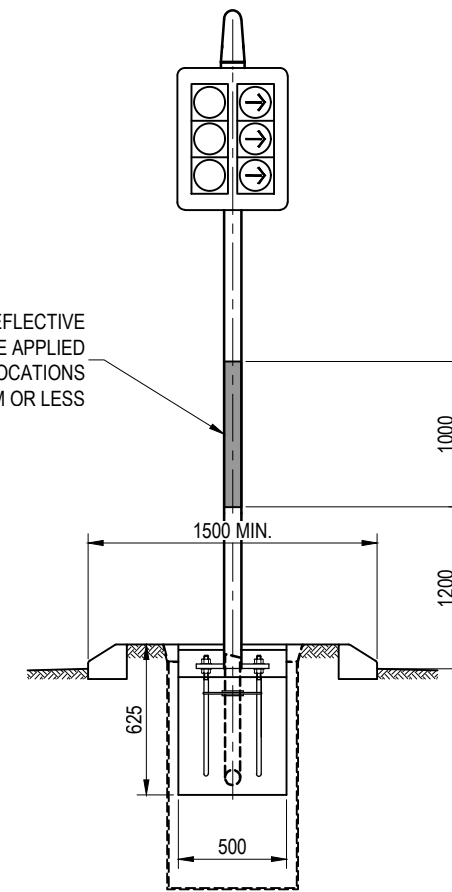


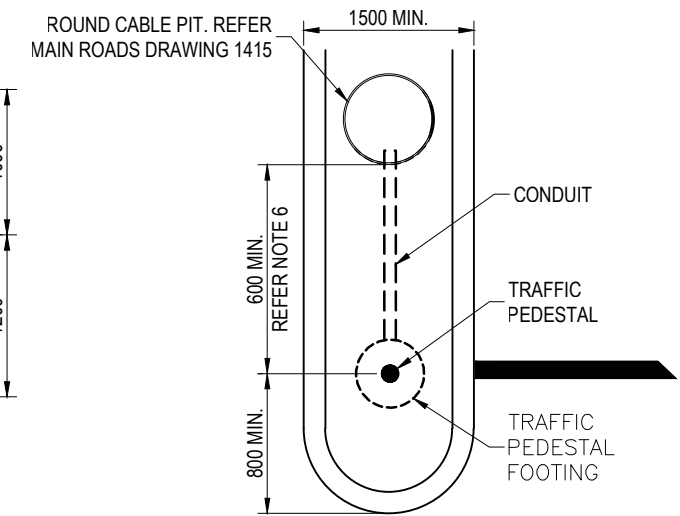
MINIMUM SET BACK DISTANCE FROM KERB



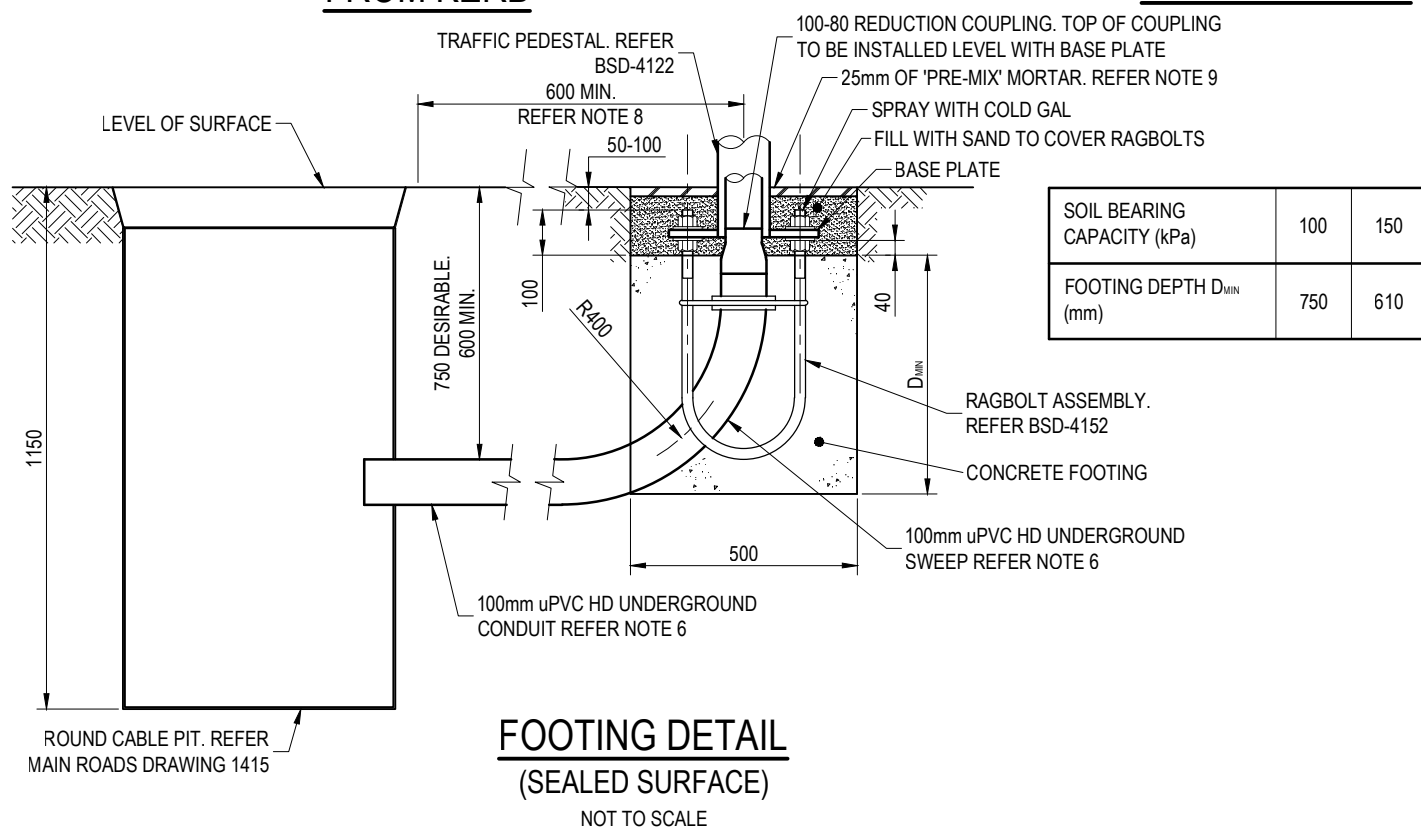
ADVANCED WARNING PEDESTAL ARRANGEMENT



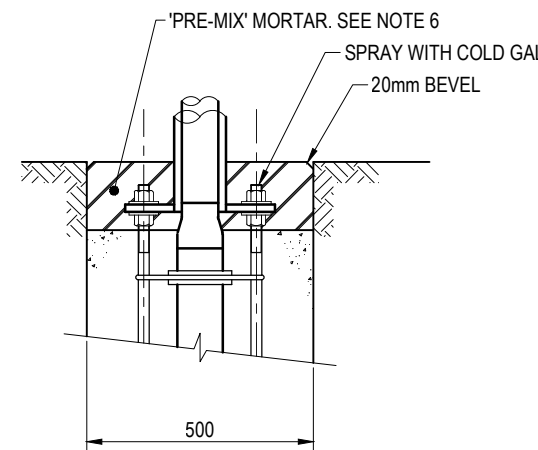
MINIMUM MEDIAN WIDTH



MEDIAN SET OUT DETAILS PLAN VIEW



FOOTING DETAIL (SEALED SURFACE)
NOT TO SCALE



FOOTING DETAILS (GRASS SURFACE)
NOT TO SCALE

NOTES:

- DESIGN STANDARDS:
 - AS4676-2000, AS1170.2-2002 AND AS2144-2002;
 - TERRAIN CATEGORY 2.5;
 - IMPORTANCE FACTOR 2.
- FOR 1.7m POST AND 4.1m PEDESTAL - FOR DETAILS REFER BSD-4122.
- FOR RAG BOLT DETAILS REFER BSD-4152.
- A LICENSED ELECTRICAL WORKER SHALL SUPERVISE THE INSTALLATION OF CONDUIT AND SWEEPS.
- CONCRETE SHALL BE N25.
- PITS TO BE MINIMUM OF 600mm TO A MAXIMUM OF 6000mm FROM ASSOCIATED POST.
- MORTAR MIX: SAND 80%
CEMENT 16%
LIME 3%
- SPREAD FOOTING MAY BE USED WHERE REQUIRED REFER BSD-4153.
- 25mm MAX. HEIGHT OF THREAD TO BE LEFT PROTRUDING ABOVE BASE PLATE LOCK DOWN NUT.
- DIMENSIONS IN MILLIMETRES (U.N.O.).

THE PURPOSE OF THIS STANDARD DRAWING IS TO PROVIDE TYPICAL DETAILS THAT SUPPORT THE DESIRED OUTCOMES OF THE BRISBANE CITY PLAN 2014 AND ASSOCIATED PLANNING SCHEME POLICIES. THE FITNESS FOR PURPOSE OF THIS STANDARD DRAWING FOR A SPECIFIC PROJECT SHOULD BE ASSESSED AND ACCEPTED BY AN APPROPRIATELY QUALIFIED DESIGNER AND/OR REGISTERED PROFESSIONAL ENGINEER OF QUEENSLAND (RPEQ).



BRISBANE CITY COUNCIL STANDARD DRAWING

STANDARD 4.1m SIGNAL PEDESTAL FOOTING DETAILS

PUBLISH DATE		JUN 2023
SCALE		NOT TO SCALE
DRAWING NUMBER		BSD-4151
ORIGINAL SIZE	REVISION	
A3	D	