

NOTE:
CONSULT WITH QUEENSLAND DEPARTMENT OF TRANSPORT AND MAIN ROADS WHEN PROPOSING CHANGES TO EXISTING SUPERVISED CROSSINGS OR INSTALLING NEW SUPERVISED CROSSINGS.



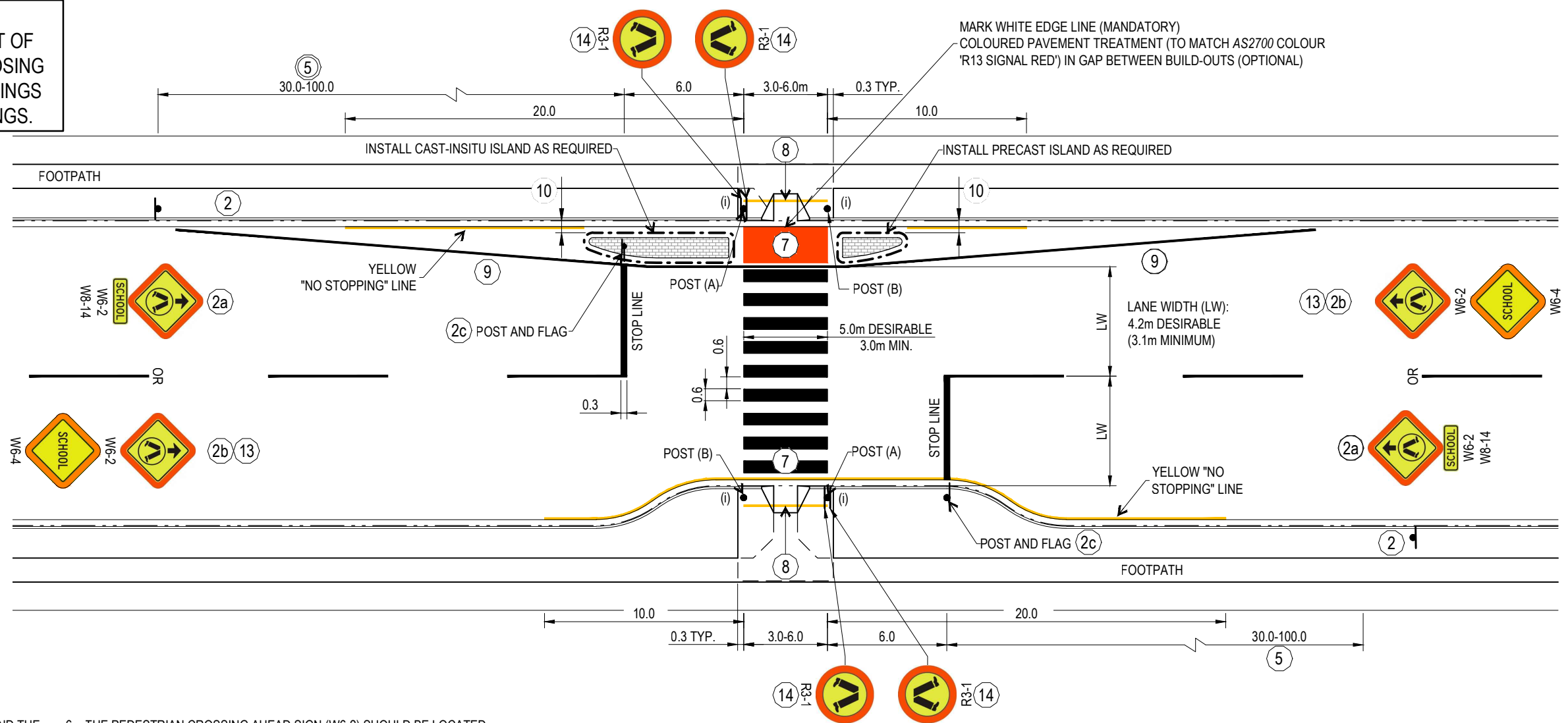
R3-1
(BACK TO BACK) 14

POST ALTERNATIVE RED AND WHITE BANDS 300mm WIDE (50mm NB POST)

1.0m DESIRABLE
0.5m MIN.



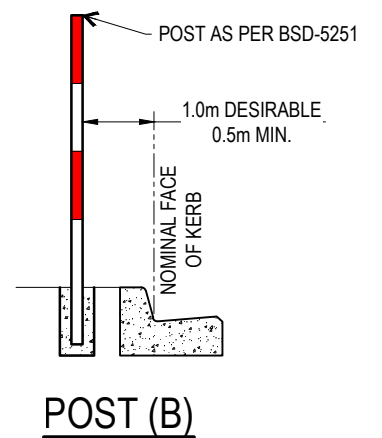
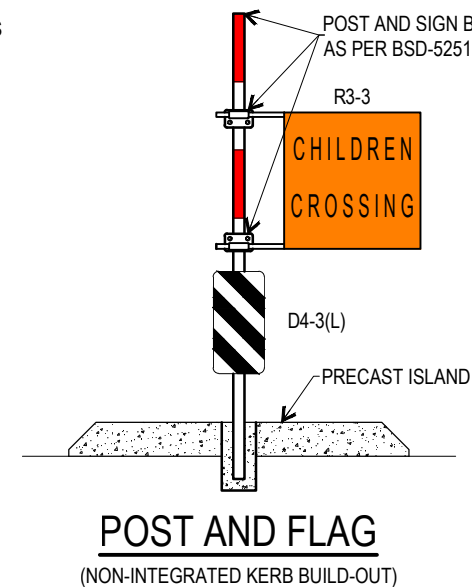
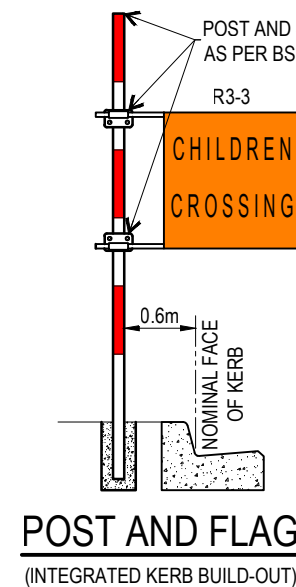
POST (A)



NOTES:

- THIS DRAWING TO BE READ IN CONJUNCTION WITH AS1742.10 AND THE QUEENSLAND MANUAL OF OF UNIFORM TRAFFIC CONTROL DEVICES (MUTCD) PART 10 (HARMONISED).
- SIGNAGE FOR CHILDREN'S CROSSING AND PEDESTRIAN CROSSING (ZEBRA) SUPERVISED.
WARNING SIGNS:
 - THE PEDESTRIAN CROSSING AHEAD (WITH FLUORESCENT ORANGE TARGET BOARD AS PER MUTCD PART 1)/SCHOOL SIGN COMBINATION (W6-2/W8-14); OR
 - A STAND-ALONE PEDESTRIAN CROSSING AHEAD (W6-2) SIGN WITH SCHOOL WARNING SIGN (W6-4) SHALL BE ERECTED IN ADVANCE OF THE R3-3 SIGN.**CHILDREN CROSSING FLAG:**
 - A CHILDREN CROSSING FLAG (R3-3) SHALL BE MOUNTED AS SHOWN WHILE THE CROSSING IS SUPERVISED AND HAND STOP BANNERS (R6-7) SHALL BE USED BY THE SUPERVISORS.
- PEDESTRIAN CROSSING AHEAD SIGNS (W6-2 WITH FLUORESCENT ORANGE TARGET BOARD) IS ALWAYS USED IN ADVANCE OF PEDESTRIAN CROSSINGS.
- ADVANCE SIGNS MAY BE SUPPLEMENTED WITH ADVANCE PAVEMENT MESSAGES.
- LIGHTING REQUIREMENTS:
 - WHERE USAGE OF THE PEDESTRIAN CROSSING WILL BE EXPECTED AT NIGHT, LIGHTING OF THE PEDESTRIAN CROSSING SHOULD BE PROVIDED IN ACCORDANCE WITH AS/NZS1158.4, IN ACCORDANCE WITH AS1742.10 AND THE QUEENSLAND MANUAL OF UNIFORM TRAFFIC CONTROL DEVICES - PART 10: PEDESTRIAN CONTROL AND PROTECTION AND CITY PLAN 2014, INFRASTRUCTURE DESIGN PLANNING SCHEME POLICY, SECTION 9.3.5.2 PEDESTRIAN FACILITIES.
 - CONSIDERATION SHOULD BE GIVEN FOR ILLUMINATION REQUIREMENT FOR LATMS IN ACCORDANCE WITH CITY PLAN, INFRASTRUCTURE DESIGN PLANNING SCHEME POLICY, SECTION 9.3.5.5 - LIGHTING OF LOCAL AREA TRAFFIC MANAGEMENT DEVICES AND AS/NZS1158.3.1 PUBLIC LIGHTING FOR ROADS AND PUBLIC SPACES - PART 3.1 - PEDESTRIAN AREA (CATEGORY P) LIGHTING - PERFORMANCE AND DESIGN REQUIREMENTS (4.5 LOCAL AREA TRAFFIC MANAGEMENT DEVICES)

- THE PEDESTRIAN CROSSING AHEAD SIGN (W6-2) SHOULD BE LOCATED 80-100m IN ADVANCE OF THE CROSSING. THE DISTANCE MAY BE REDUCED TO 30m MINIMUM IN LOW SPEED ENVIRONMENTS.
- KERB RAMPs INSTALLED TO BSD-5231 AND INSTALLED SHOULD BE INSTALLED WITH CONCRETE PADS ON EACH SIDE OF RAMPs (AS INDICATED (i)) IF NO CONCRETE FOOTPATH, INSTALL CONCRETE APRON BEHIND KERB RAMP. REFER BDS-5231 FOR KERB RAMP DETAILS.
- A LINE (100mm WIDE AND PAINTED YELLOW) TO BE PAINTED ON THE FOOTPATH - 1m BEHIND THE FACE OF THE KERB (THIS MAY BE REDUCED TO 0.5m MIN. WHERE FOOTPATH WIDTH AND VISIBILITY ARE LIMITED) - TO INDICATE THE POSITION WHERE PEDESTRIANS SHOULD WAIT UNTIL DIRECTED TO CROSS THE CARRIAGEWAY, OF IF UNSUPERVISED A SUITABLE GAP IN TRAFFIC OCCURS IN WHICH TO SAFELY CROSS THE TRAFFIC. THIS LINE EXTENDS THE WIDTH OF THE SEALED APRON CONNECTING THE FOOTPATH AND KERB OR A DISTANCE OF 3-6m I.E. BETWEEN THE CROSSING POSTS (WITHOUT FLAGS).
- WHITE EDGELINES PAINTED AS SHOWN WITH A 1 IN 15 TAPER.
- COLOURED PAVEMENT TREATMENT TO BE COMPLETED IN TYPE 1 COLOURED PAVEMENT TREATMENT AS PER BCC REFERENCE SPECIFICATION S155 ROAD PAVEMENT MARKING.
- LONGITUDINAL DRAINAGE GAP 600mm DESIRABLE (450mm MINIMUM). DESIGNER TO CONSIDER EFFECTS OF LOCALISED ROADWAY FLOODING ON ADJACENT PROPERTIES.
- FOR DESIGN NOTES, CONSTRUCTION NOTES AND LEGEND REFER TO BSD-3201.
- ALL CONCRETE TO BE GRADE N25 AND BROOM FINISHED FOR SLIP RESISTANCE REQUIREMENTS.
- W6-4 SIGNS ARE TO BE FITTED WITH FLUORESCENT ORANGE TARGET BOARDS.
- R3-1 SIGNS TO BE FLUORESCENT YELLOW GREEN WITH FLUORESCENT ORANGE TARGET BOARD.
- NO STOPPING RESTRICTIONS TO BE DELINEATED BY YELLOW 'NO STOPPING' EDGE LINE. EXTENT OF RESTRICTIONS TO BE DETERMINED AS PER 'CROSSING SIGHT DISTANCE' TABLE (REFER BSD-5259).
- ALL DIMENSIONS IN METRES (U.N.O.).



THE PURPOSE OF THIS STANDARD DRAWING IS TO PROVIDE TYPICAL DETAILS THAT SUPPORT THE DESIRED OUTCOMES OF THE BRISBANE CITY PLAN 2014 AND ASSOCIATED PLANNING SCHEME POLICIES. THE FITNESS FOR PURPOSE OF THIS STANDARD DRAWING FOR A SPECIFIC PROJECT SHOULD BE ASSESSED AND ACCEPTED BY AN APPROPRIATELY QUALIFIED DESIGNER AND/OR REGISTERED PROFESSIONAL ENGINEER OF QUEENSLAND (RPEQ).



BRISBANE CITY COUNCIL STANDARD DRAWING
CHILDREN'S CROSSING WITH PEDESTRIAN CROSSING (ZEBRA) - SUPERVISED - WITH INTEGRATED OR NON-INTEGRATED KERB BUILDOUTS

| | | | |
|----------------|----------|--------------|---|
| PUBLISH DATE | | JUN 2023 | |
| SCALE | | NOT TO SCALE | |
| DRAWING NUMBER | | BSD-5255 | |
| ORIGINAL SIZE | REVISION | A3 | D |