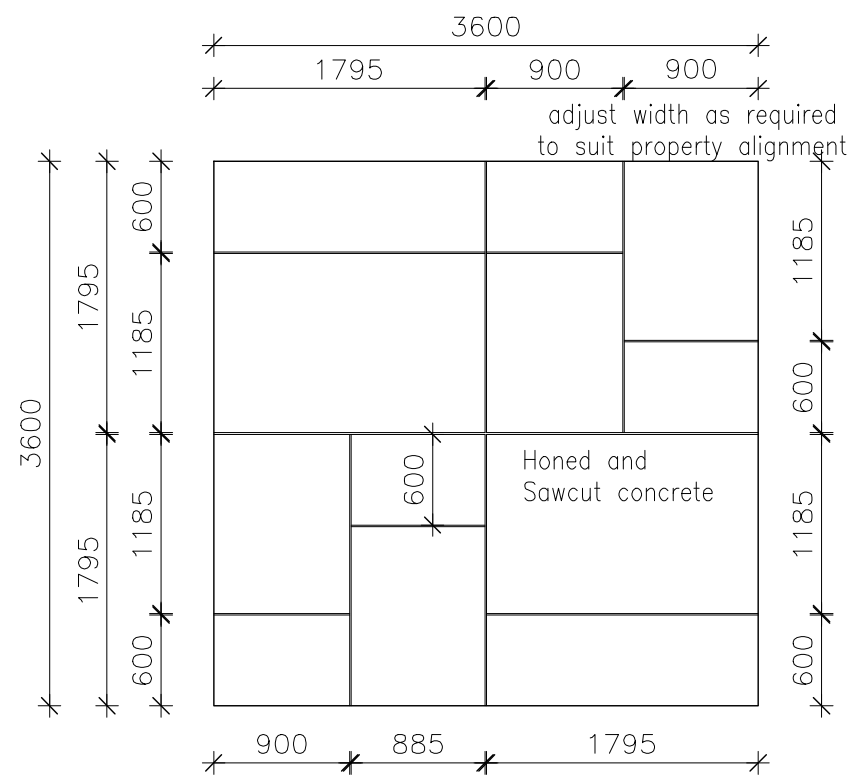


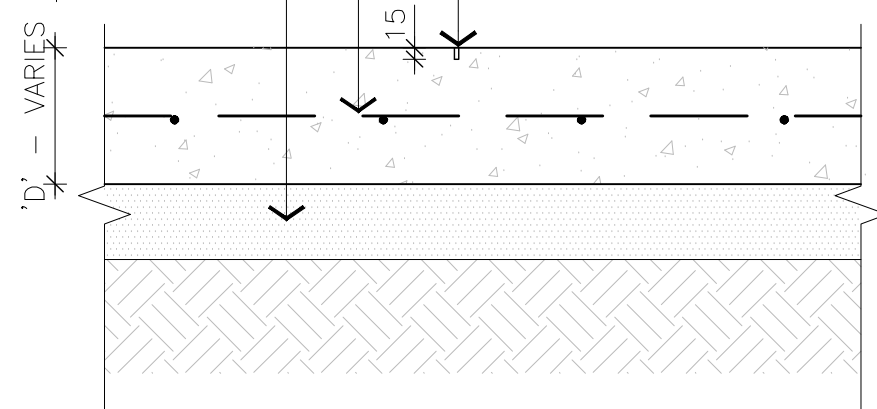
CONCRETE FOOTPATH – DECORATIVE SAWCUT PATTERN A



CONCRETE FOOTPATH – DECORATIVE SAWCUT PATTERN B

Concrete pathway as per BSD-5202.
Compacted subbase as per BSD-5202.

Sawcut pavement 4mm wide x 15mm deep within 4-12 hours of placement.



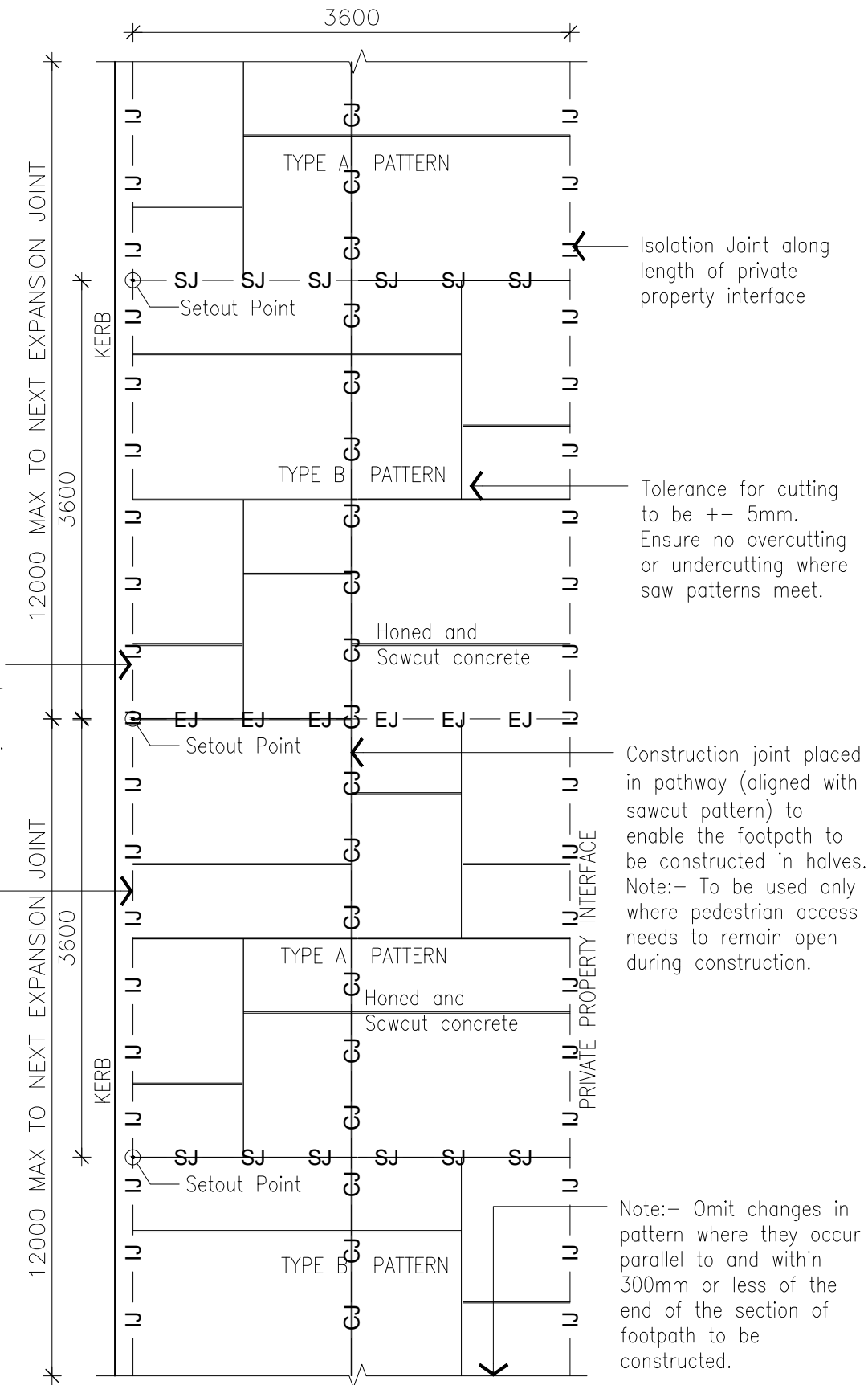
CONCRETE FOOTPATH – DECORATIVE SAWCUT

GENERAL NOTES

1. Refer to BSD-5202 and Reference Specification for Civil Engineering Works S205 Centres Honed Concrete Paths for concrete pathway details and specifications. Refer to BSD-5206 for jointing details.
CJ – Construction Joint
EJ – Expansion Joint
IJ – Isolation Joint
2. For Honing of concrete refer to BSD-5202 concrete finishes specifications.
3. All dimensions in millimetres (UNO).
4. Refer to Chapter 5 of the Infrastructure Design Planning Scheme Policy for locations on where honed and sawcut pavement treatment is to be applied.
5. Where adjoining an existing footpath with matching pavement treatment ensure sawcuts and patterns align.
6. Tolerances for sawcutting are ± 5 mm.

Isolation Joint along length of kerb. Refer to BSD-5210 for isolation joint details.

Standard kerb and channel. Refer to BSD-2001.




CONCRETE FOOTPATH – JOINT SETOUT

STRUCTURAL DESIGN REVIEWED AND CERTIFIED FOR ISSUE
NAME: B. BALAKUMAR RPEQ: 3963
SIGNATURE: SIGNATURE ON ORIGINAL DATE: 28/07/10

ISSUE	AMENDMENT	DRAWN DATE	CHK'D DATE	APPR'D DATE
C	Drawing Title Amended	JAN '16	JUL '16	JUL '16
B	References in Notes 1 and 4 Updated	JAN '15	JUN '15	JUN '15
A	Drawing Converted from UMS Series April 2014	APR '14	APR '14	APR '14

DRAWING AUTHORISED FOR PUBLICATION P. COTTON SIGNATURE ON ORIGINAL R.P.E.Q. 2546		DESIGN	Std Dwgs WG	DATE	Jun '10
ASSET ENGINEERING MANAGER STRATEGIC ASSET MANAGEMENT		DRAWN	CPD - P&D	DATE	Jun '10
DESIGN APPROVED V. MARTIN SIGNATURE ON ORIGINAL DATED 06/9/10		CHECKED	D.K	DATE	Jun '10
PRINCIPAL OFFICER URBAN DESIGN UNIT		DRAWING FILENAME	BSD-5207 (I) Concrete footpath decorative sawcut - Sheet 1 of 4.dwg		
		ASSOCIATED PLANS	SUPERSEDES UMS-541		



BRISBANE CITY COUNCIL STANDARD DRAWING		SCALE	NOT TO SCALE
CONCRETE FOOTPATH DECORATIVE SAWCUT SHEET 1 of 4		DWG No.	BSD-5207
ORIGINAL SIZE	A3	REVISION	C